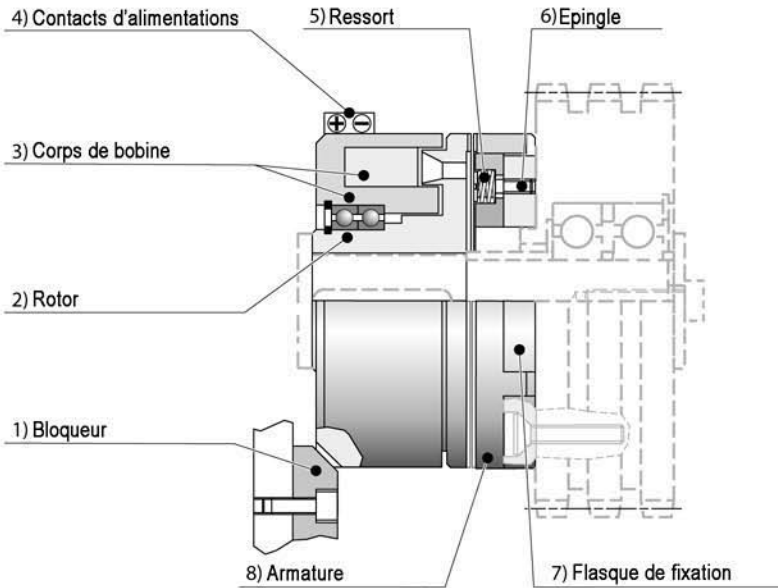


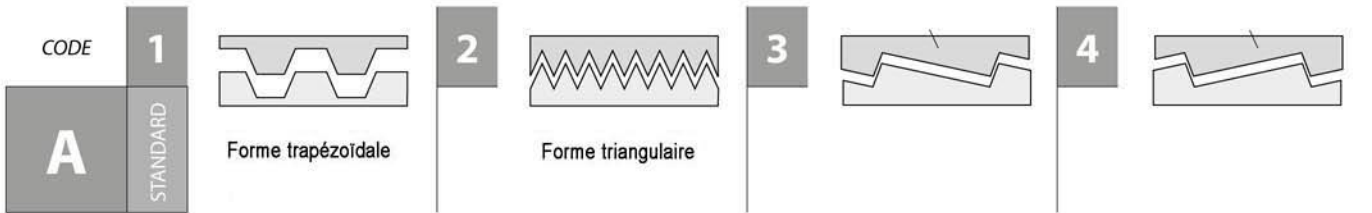
GDF..F

Embrayage électromagnétique à denture

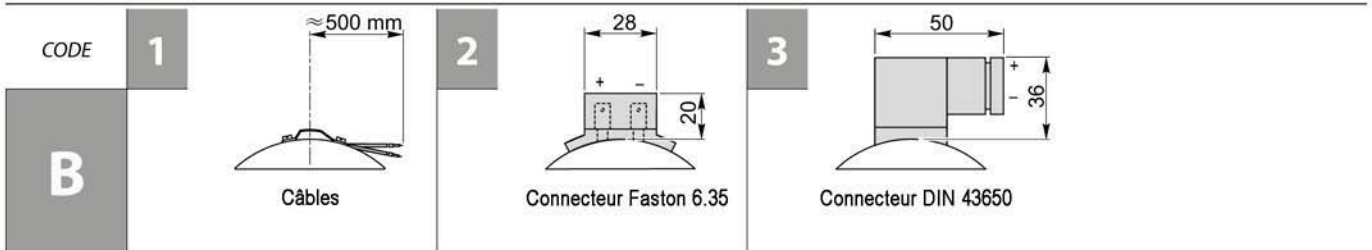
Exemple d'application



Profil des dents



Connecteur

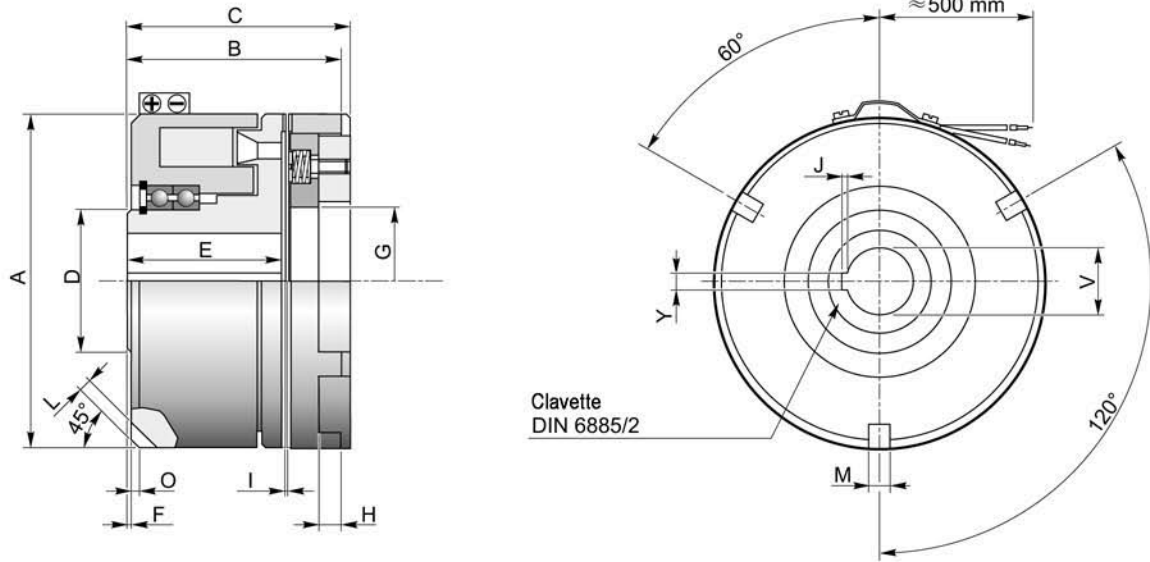


SIZE	Nom. Static Torque	Nominal Voltage	Input Power	n _{max}		Engagement time	Desengagement time	Z		Kg
				dry	oil					
				rpm	rpm			ms	ms	
GDF70F	20	24	27	2200	4500	18	50	96	216	1.2
GDF82F	100	24	42	2200	4500	20	60	130	253	1.5
GDF95F	200	24	53	2000	4000	30	70	156	280	2
GDF114F	350	24	65	2000	3800	40	100	180	280	3.5
GDF134F	600	24	85	2000	3800	60	160	144	310	6
GDF166F	1400	24	115	1800	3500	70	255	168	380	10
GDF195F	2000	24	140	1800	3500	90	400	205	410	16
GDF210F	3000	24	170	1500	3000	100	500	212	410	20.5
GDF240F	4000	24	210	1500	3000	120	700	180	470	30
GDF258F	6000	24	240	1500	2500	140	1000	180	470	38
GDF320F	18000	24	390	600	800	-	-	200		76

GDF..F

Embrayage électromagnétique à denture

Dimensions



Diamètre d'arbre

		GDF..F																															
C	SIZE	70			82			95			114			134			166			195			210			240			258			320	
	CODE	1	2	3	1	2	3	1	2	3	1	2	3	1	2	3	1	2	3	1	2	3	1	2	3	1	2	3	1	2	3	1	
	øV H7	15	18	20	12	15	25	25	30	35	26	34	38	34	42	46	40	52	60	50	58	65	60	65	68	70	75	78	75	80	85	112 UNI221	
	Y P9	5	6	6	4	5	8	8	8	10	8	10	10	10	10	10	12	14	12	16	18	14	16	18	18	18	20	20	20	22	20	22	22
	J	1.3	1.3	1.7	1.1	1.3	1.7	1.7	1.7	2.1	1.7	2.1	2.1	2.1	2.1	2.6	2.1	2.6	3.1	2.6	2.6	3.1	3.1	3.1	3.1	4.1	4.1	4.1	4.1	4.1	4.1	4.1	
	n° Key /	1	1	1	1	1	1	1	1	1	1	1	1	1	1	1	1	1	1	1	1	1	2	2	2	2	2	2	2	2	2	2	2

Dimensions

SIZE	A	B	C	D	E	F	G	H	I	L	M	O
GDF70F	70	45	47.5	30	32	0.5	26	4.5	0.3	2.5	5	2
GDF82F	82	54	57	35	37	1	38	6	0.3	3	6	2
GDF95F	95	59	62	45	41	1	46	6	0.4	4	6	2
GDF114F	114	66	69	50	44	1	56	7	0.4	4	8	2
GDF134F	134	80	83	60	54	1	62	8	0.4	5	8	2
GDF166F	166	90	93.5	75	61	1	79	9.5	0.4	6	8	2
GDF195F	195	96	99	80	65	2	90	12	0.4	8	12	3
GDF210F	210	111	113	85	74	2	105	14	0.4	8	12	3
GDF240F	240	119	121.5	95	77	2	115	14.5	0.4	10	12	3
GDF258F	258	126	128.5	105	85	2	130	16.5	0.4	10	12	3
GDF320F	336	174	177	140	113	3	150	21	0.5	14	14	3

Codification

SIZE	TOOTH PROFILES	CONNECTION	Ø SHAFT
	A	B	C
GDF95F	.1	.2	.2
GDF70F ... GDF320F	1 2 3 4	1 2 3	1 2 3