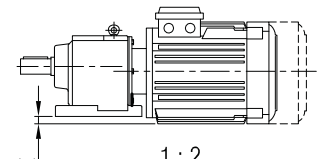
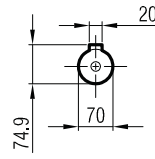
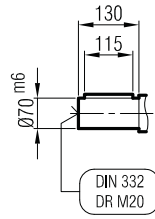
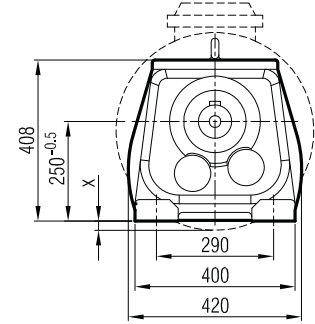
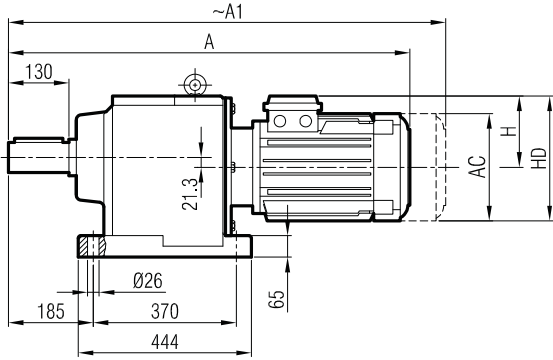


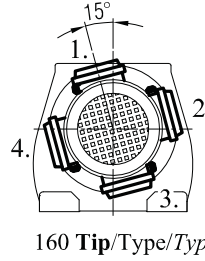
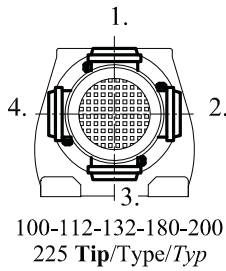


**İRAM 102**  
**İRAM 103**



1 : 2  
( Ölçek / Scale / échelle )

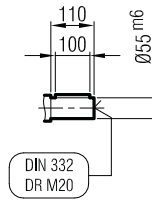
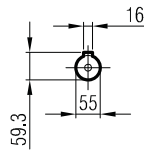
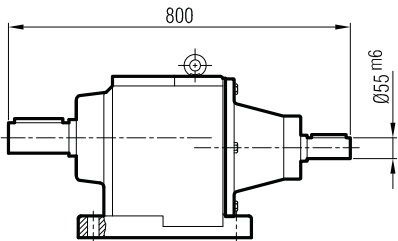
**Klemens Pozisyonları**  
Terminal Box Positions  
*Klemmenkasten Positionen*



	100	112	132 S	132 M	160 M	160 L	180 M	180 L	200	225 S	225 M
A	841	861	902	940	1012	1056	1084	1122	1176	1210	1235
A <sub>1</sub>	919	944	1002	1040	1127	1171	1204	1242	1296	1330	1355
H	134	145	168	168	220	220	241	241	277	285	285
HD	234	257	300	300	380	380	421	421	477	510	510
AC	194	218	257	257	310	310	348	348	390	434	434
x	-	-	-	-	-	-	-	-	-	-	-

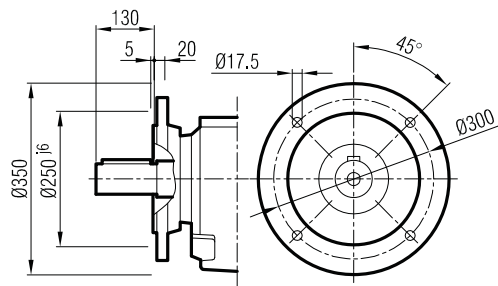
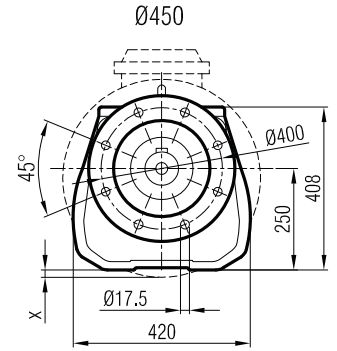
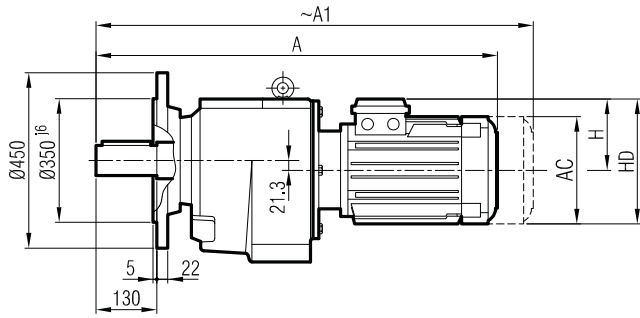
"A<sub>1</sub>" Ölçüsü Frenli Motorlar içindir.  
Dimension "A<sub>1</sub>" is for motors with brake  
*Le dimensions "A<sub>1</sub>" correspondent aux moteurs équipés de freins.*

**İRA 102**  
**İRA 103**

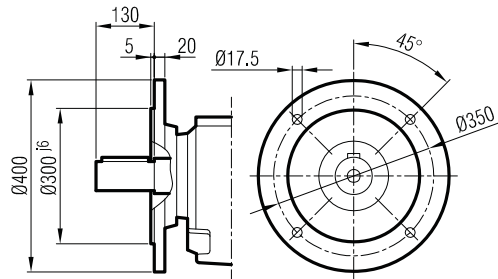




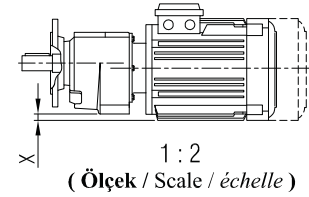
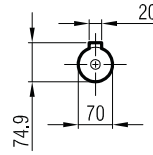
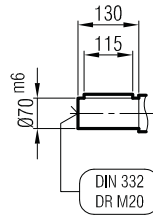
**İRFM 102**  
**İRFM 103**



Ø350  
( Opsiyonel / Optional / Optional )

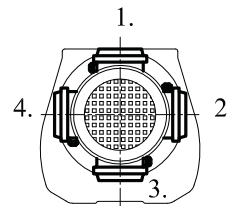


Ø400  
( Opsiyonel / Optional / Optional )

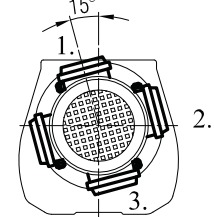


1 : 2  
( Ölçek / Scale / échelle )

**Klemens Pozisyonları**  
**Terminal Box Positions**  
**Klemmenkasten Positionen**



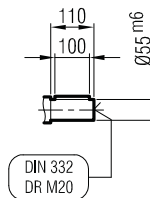
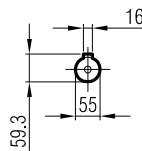
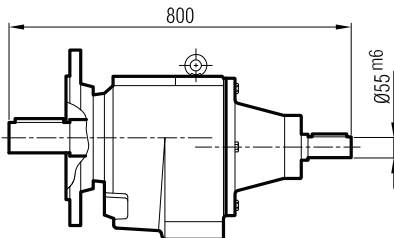
100-112-132-180-200  
225 Tip/Type/Typ



160 Tip/Type/Typ

	100	112	132 S	132 M	160 M	160 L	180 L	180 L	200	225 S	225 M
A	841	861	902	940	1012	1056	1084	1122	1176	1210	1235
A <sub>1</sub>	919	944	1002	1040	1127	1171	1204	1242	1296	1330	1355
H	134	145	168	168	220	220	241	241	277	285	285
HD	234	257	300	300	380	380	421	421	477	510	510
AC	194	218	257	257	310	310	348	348	390	434	434
X	-	-	-	-	-	-	-	-	-	-	-

**İRF 102**  
**İRF 103**



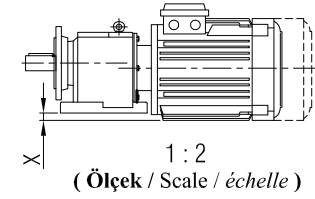
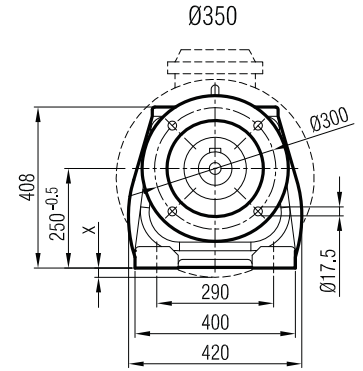
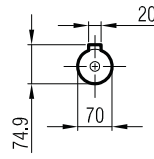
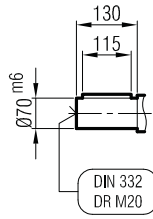
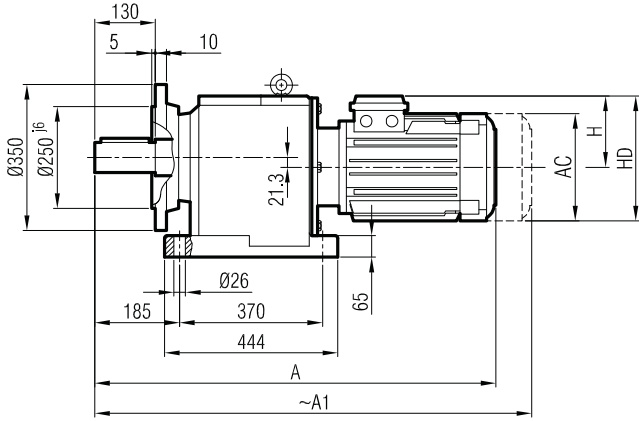
"A<sub>1</sub>" Ölçüsü Frenli Motorlar içindir.

Dimension "A<sub>1</sub>" is for motors with brake

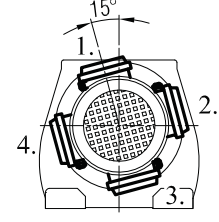
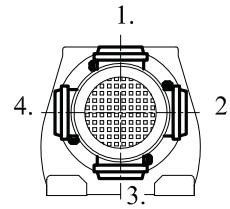
Le dimensions "A<sub>1</sub>" correspond aux moteurs équipés de freins.



**İRAFM 102**  
**İRAFM 103**



**Klemens Pozisyonları**  
**Terminal Box Positions**  
**Klemmenkasten Positionen**

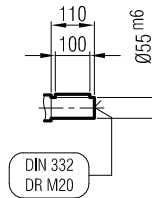
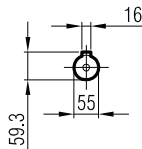
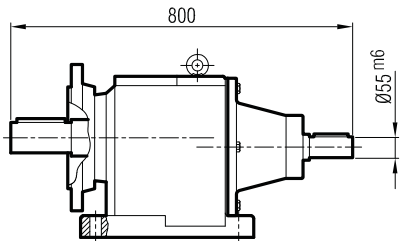


100-112-132-180-200  
225 Tip/Type/Typ

160 Tip/Type/Typ

	100	112	132 S	132 M	160 M	160 L	180 M	180 L	200	225 S	225 M
A	841	861	902	940	1012	1056	1084	1122	1176	1210	1235
A <sub>1</sub>	919	944	1002	1040	1127	1171	1204	1242	1296	1330	1355
H	134	145	168	168	220	220	241	241	277	285	285
HD	234	257	300	300	380	380	421	421	477	510	510
AC	194	218	257	257	310	310	348	348	390	434	434
X	-	-	-	-	-	-	-	-	-	-	-

**İRAF 102**  
**İRAF 103**



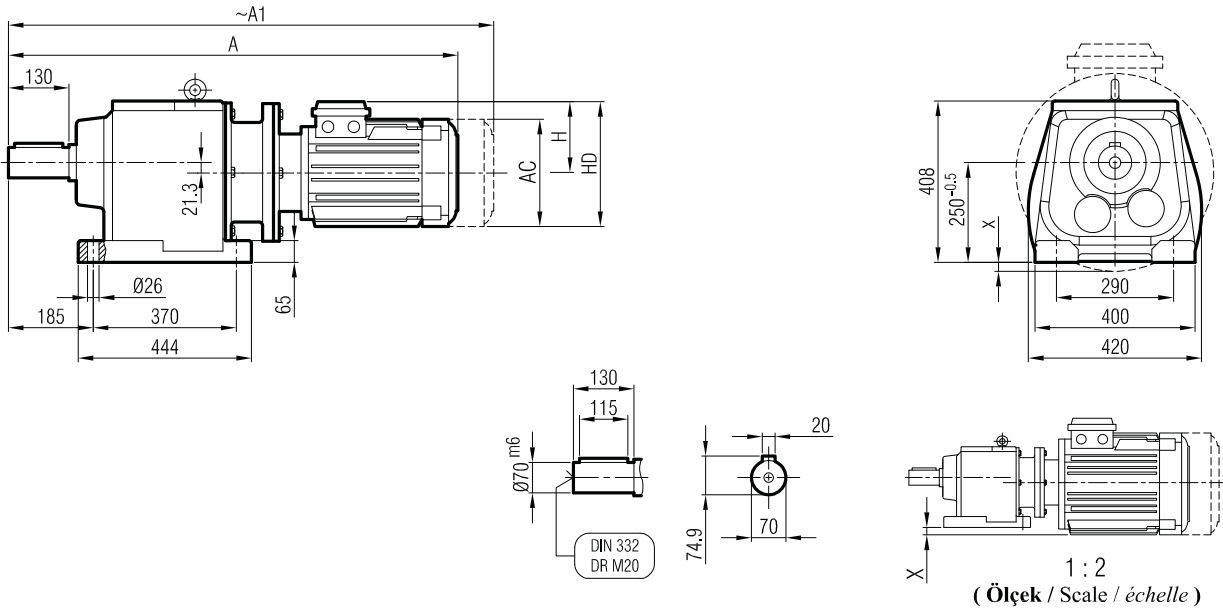
**"A<sub>1</sub>" Ölçüsü Frenli Motorlar içindir.**

Dimension "A<sub>1</sub>" is for motors with brake

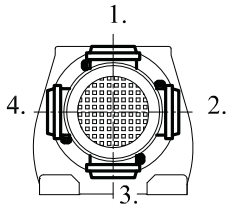
Le dimensions "A<sub>1</sub>" correspondent aux moteurs équipés de freins.



**İRAPM 102**  
**İRAPM 103**



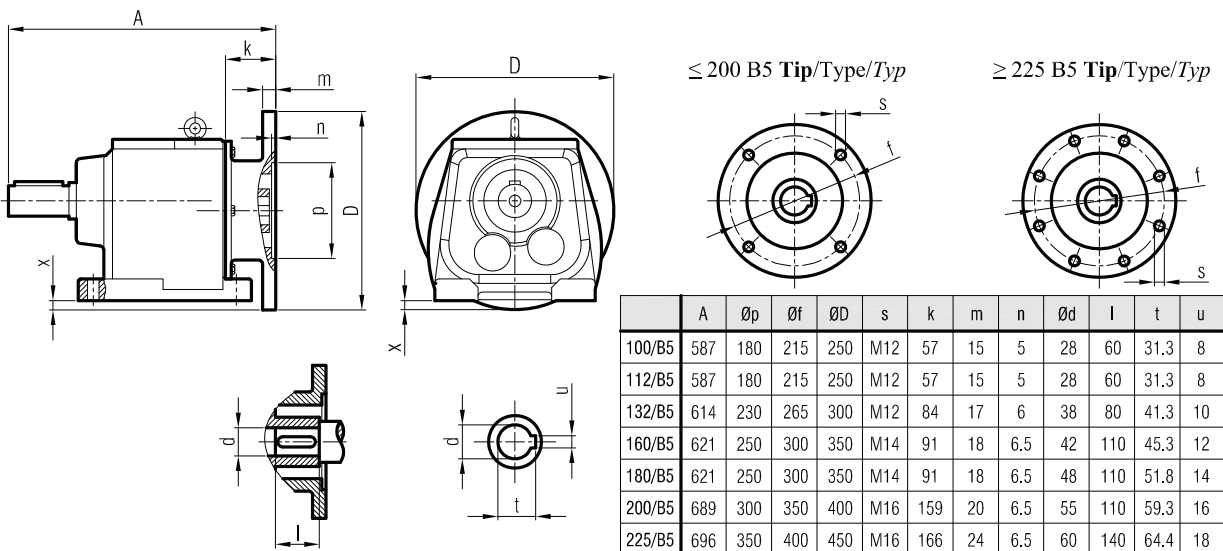
**Klemens Pozisyonları**  
Terminal Box Positions  
Klemmenkasten Positionen



	100/B5	112/B5	132 S/B5	132 M/B5	160 M/B5	160 L/B5	180 M/B5	180 L/B5	200/B5	225 S/B5	225 M/B5
A	903	923	994	1032	1111	1155	1168	1206	1326	1351	1376
A <sub>1</sub>	981	1006	1094	1132	1226	1270	1288	1326	1446	1471	1496
H	134	145	168	168	220	220	241	241	241	285	285
HD	234	257	300	300	380	380	421	421	421	510	510
AC	194	218	257	257	310	310	348	348	348	434	434
X	-	-	-	-	-	-	-	-	-	-	-

"A<sub>1</sub>" Ölçüsü Frenli Motorlar içindir.  
Dimension "A<sub>1</sub>" is for motors with brake  
Le dimensions "A<sub>1</sub>" correspondent aux moteurs équipés de freins.

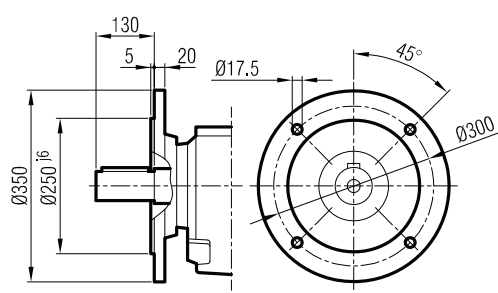
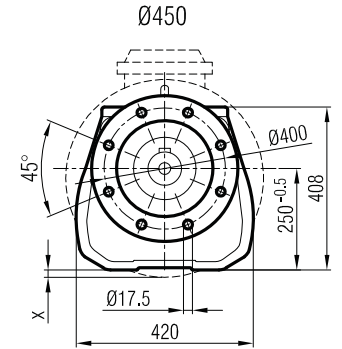
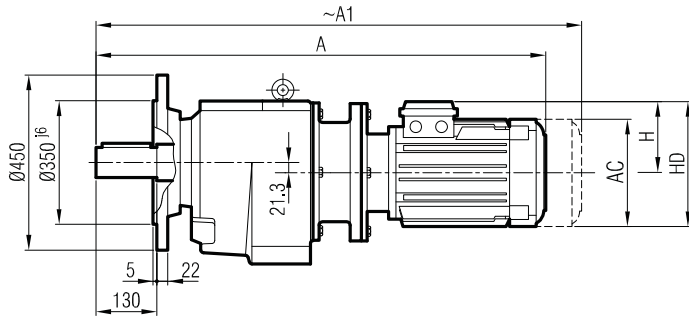
**İRAP 102**  
**İRAP 103**



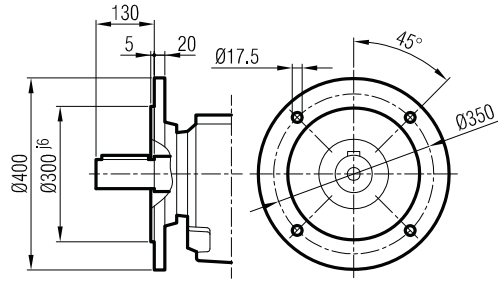
	A	Øp	Øf	ØD	s	k	m	n	Ød	l	t	u	x
100/B5	587	180	215	250	M12	57	15	5	28	60	31.3	8	-
112/B5	587	180	215	250	M12	57	15	5	28	60	31.3	8	-
132/B5	614	230	265	300	M12	84	17	6	38	80	41.3	10	-
160/B5	621	250	300	350	M14	91	18	6.5	42	110	45.3	12	-
180/B5	621	250	300	350	M14	91	18	6.5	48	110	51.8	14	-
200/B5	689	300	350	400	M16	159	20	6.5	55	110	59.3	16	-
225/B5	696	350	400	450	M16	166	24	6.5	60	140	64.4	18	-



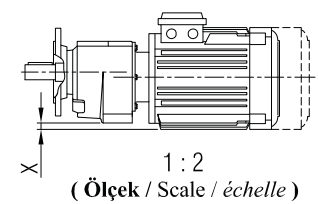
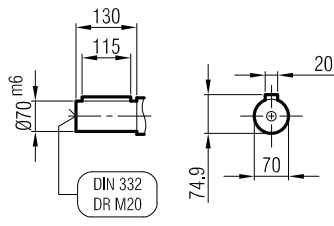
**İRFPM 102**  
**İRFPM 103**



Ø350  
( Opsiyonel / Optional / Optional )

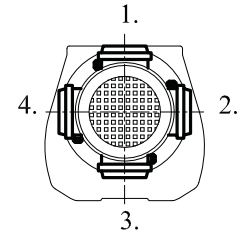


Ø400  
( Opsiyonel / Optional / Optional )



1 : 2  
( Ölçek / Scale / échelle )

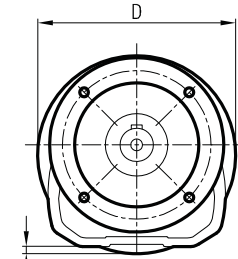
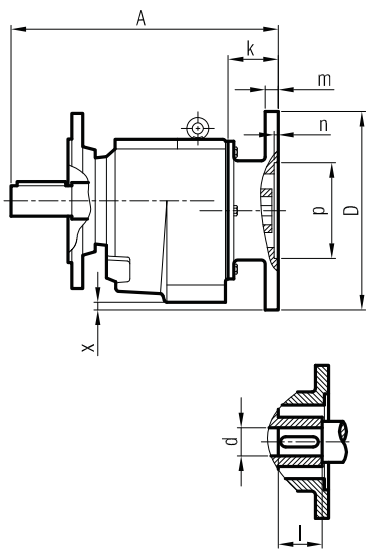
**Klemens Pozisyonları**  
**Terminal Box Positions**  
**Klemmenkasten Positionen**



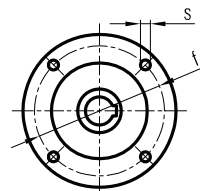
	100/B5	112/B5	132 S/B5	132 M/B5	160 M/B5	160 L/B5	180 M/B5	180 L/B5	200/B5	225 S/B5	225 M/B5
A	903	923	994	1032	1111	1155	1168	1206	1326	1351	1376
A <sub>1</sub>	981	1006	1094	1132	1226	1270	1288	1326	1446	1471	1496
H	134	145	168	168	220	220	241	241	241	285	285
HD	234	257	300	300	380	380	421	421	421	510	510
AC	194	218	257	257	310	310	348	348	348	434	434
X	-	-	-	-	-	-	-	-	-	-	-

**İRFP 102**  
**İRFP 103**

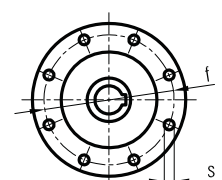
"A<sub>1</sub>" Ölçüsü Frenli Motorlar içindir.  
Dimension "A<sub>1</sub>" is for motors with brake  
Le dimensions "A<sub>1</sub>" correspondent aux moteurs équipés de freins.



≤ 200 B5 Tip/Type/Typ



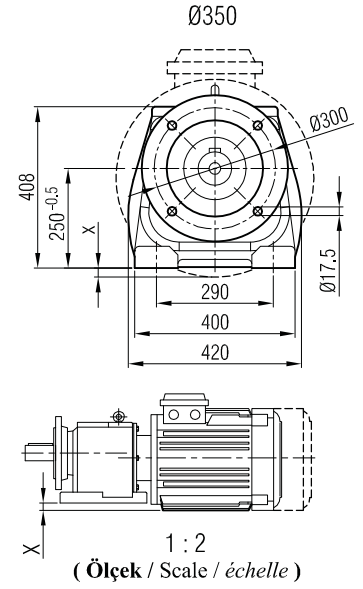
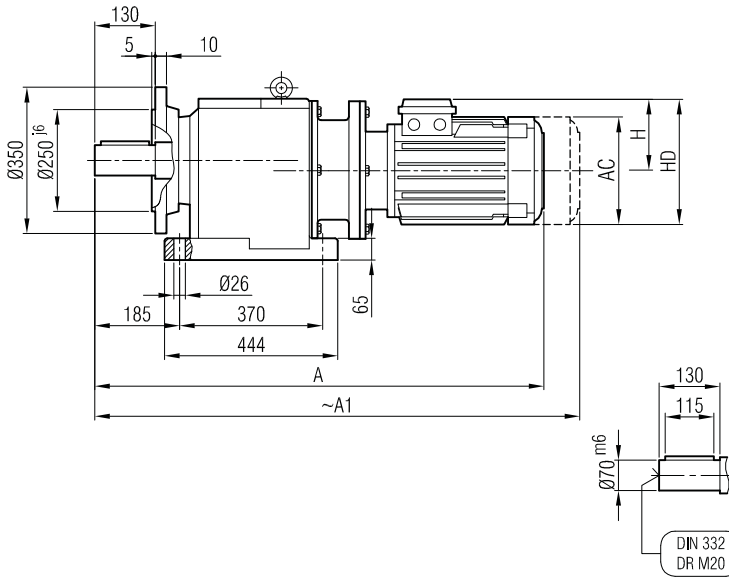
≥ 225 B5 Tip/Type/Typ



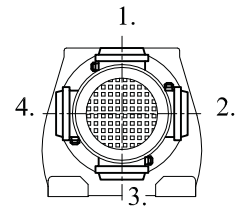
	A	Øp	Øf	ØD	s	k	m	n	Ød	l	t	u	x
100/B5	587	180	215	250	M12	57	15	5	28	60	31.3	8	-
112/B5	587	180	215	250	M12	57	15	5	28	60	31.3	8	-
132/B5	614	230	265	300	M12	84	17	6	38	80	41.3	10	-
160/B5	621	250	300	350	M14	91	18	6.5	42	110	45.3	12	-
180/B5	621	250	300	350	M14	91	18	6.5	48	110	51.8	14	-
200/B5	689	300	350	400	M16	159	20	6.5	55	110	59.3	16	-
225/B5	696	350	400	450	M16	166	24	6.5	60	140	64.4	18	-



**İRAFPM 102**  
**İRAFPM 103**



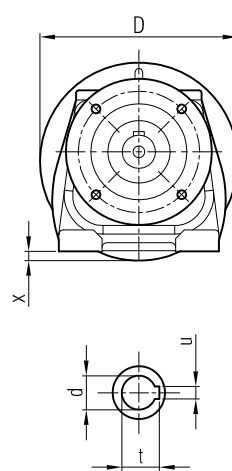
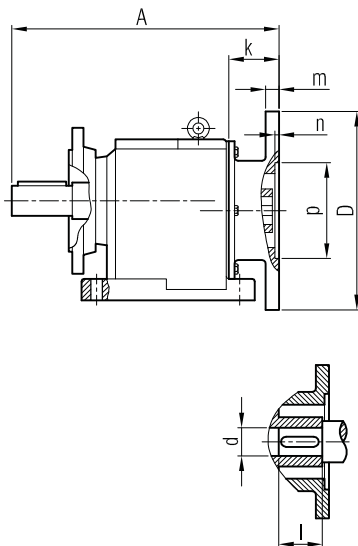
**Klemens Pozisyonları**  
Terminal Box Positions  
Klemmenkasten Positionen



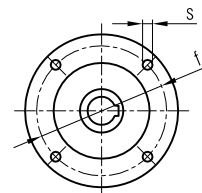
	100/B5	112/B5	132 S/B5	132 M/B5	160 M/B5	160 L/B5	180 M/B5	180 L/B5	200/B5	225 S/B5	225 M/B5
A	903	923	994	1032	1111	1155	1168	1206	1326	1351	1376
A <sub>1</sub>	981	1006	1094	1132	1226	1270	1288	1326	1446	1471	1496
H	134	145	168	168	220	220	241	241	241	285	285
HD	234	257	300	300	380	380	421	421	421	510	510
AC	194	218	257	257	310	310	348	348	348	434	434
X	-	-	-	-	-	-	-	-	-	-	-

**İRAFPM 102**  
**İRAFPM 103**

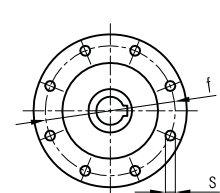
"A<sub>1</sub>" Ölçüsü Frenli Motorlar içindir.  
Dimension "A<sub>1</sub>" is for motors with brake  
Le dimensions "A<sub>1</sub>" correspondent aux moteurs équipés de freins.



≤ 200 B5 Tip/Type/Typ



≥ 225 B5 Tip/Type/Typ

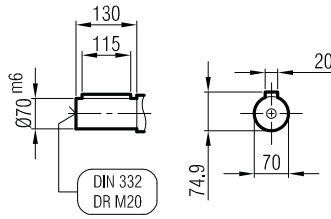
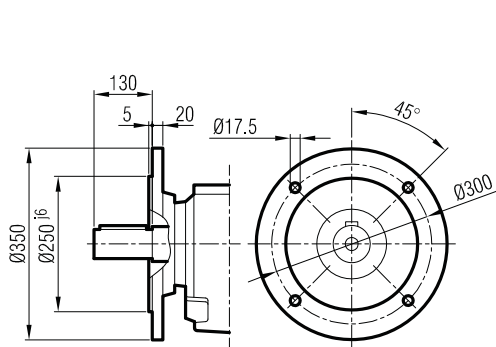
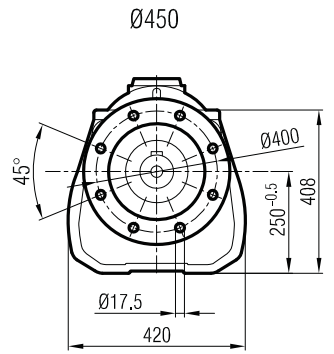
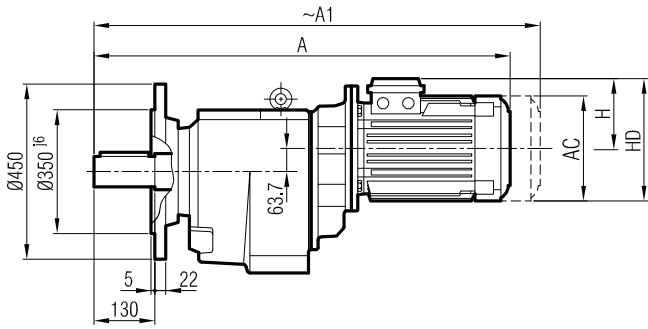


	A	Øp	Øf	ØD	s	k	m	n	Ød	l	t	u	x
100/B5	587	180	215	250	M12	57	15	5	28	60	31.3	8	-
112/B5	587	180	215	250	M12	57	15	5	28	60	31.3	8	-
132/B5	614	230	265	300	M12	84	17	6	38	80	41.3	10	-
160/B5	621	250	300	350	M14	91	18	6.5	42	110	45.3	12	-
180/B5	621	250	300	350	M14	91	18	6.5	48	110	51.8	14	-
200/B5	689	300	350	400	M16	159	20	6.5	55	110	59.3	16	-
225/B5	696	350	400	450	M16	166	24	6.5	60	140	64.4	18	-

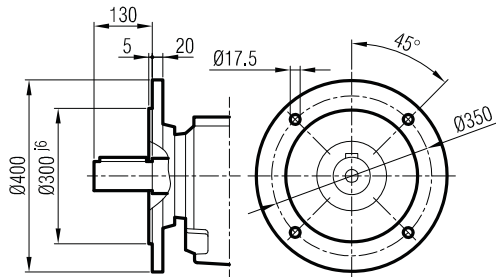




**İRFM 104**

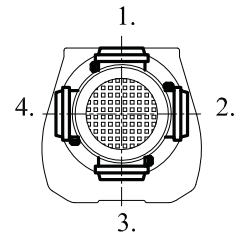


Ø350  
( Opsiyonel / Optional / Optional )



Ø400  
( Opsiyonel / Optional / Optional )

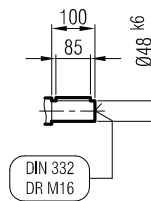
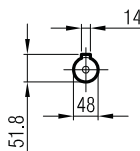
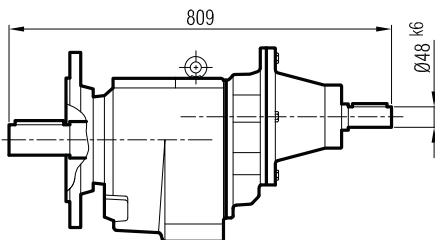
**Klemens Pozisyonları**  
Terminal Box Positions  
Klemmenkasten Positionen



	80	90 S	90 L	100		
A	842	870	895	935		
A1	911	936	961	1013		
H	118	126	126	134		
HD	198	216	216	234		
AC	156	176	176	194		

"A1" Ölçüsü Frenli Motorlar içindir.  
Dimension "A1" is for motors with brake  
Le dimensions "A1" correspond aux moteurs équipés de freins.

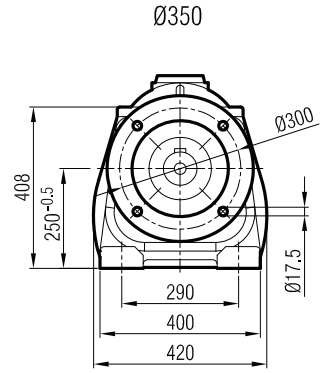
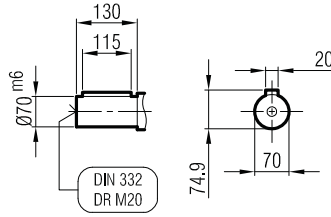
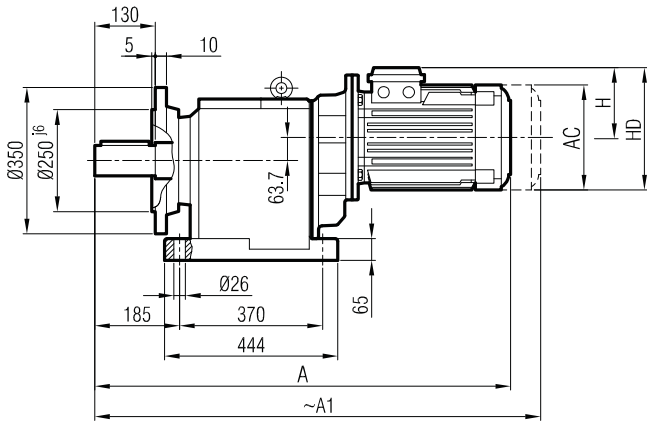
**İRF 104**



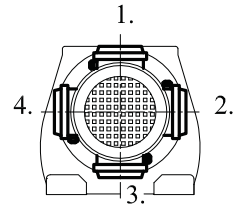




**İRAF M 104**



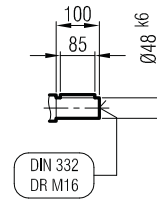
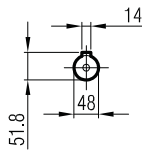
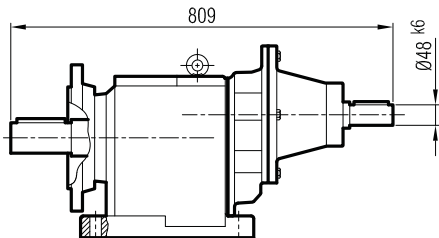
**Klemens Pozisyonları**  
Terminal Box Positions  
Klemmenkasten Positionen



	80	90 S	90 L	100		
A	842	870	895	935		
A <sub>1</sub>	911	936	961	1013		
H	118	126	126	134		
HD	198	216	216	234		
AC	156	176	176	194		

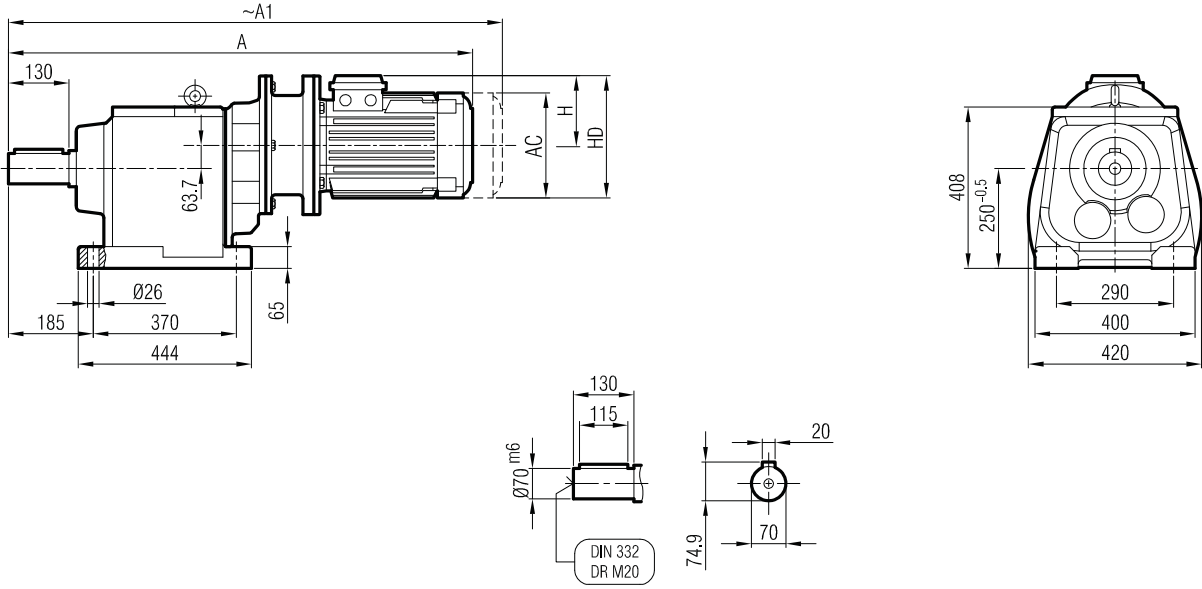
"A<sub>1</sub>" Ölçüsü Frenli Motorlar içindir.  
Dimension "A<sub>1</sub>" is for motors with brake  
Le dimensions "A<sub>1</sub>" correspond aux moteurs équipés de freins.

**İRAF 104**

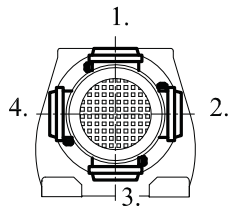




**İRAPM 104**



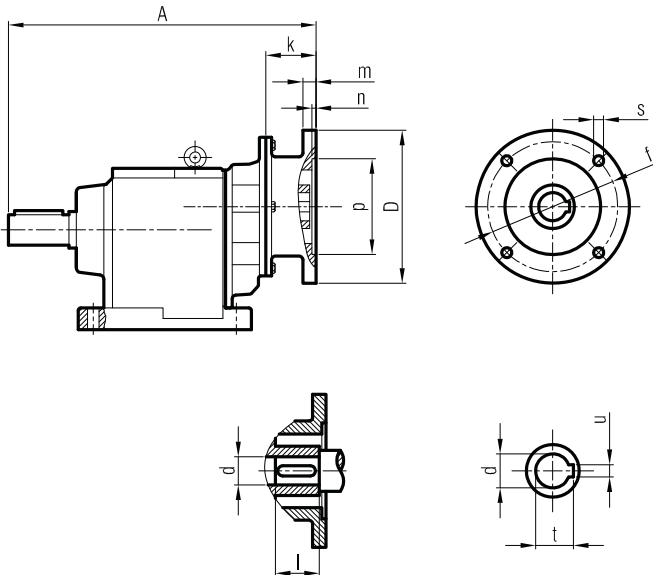
**Klemens Pozisyonları**  
Terminal Box Positions  
*Klemmenkasten Positionen*



	100/B5	112/B5	132 S/B5	132 M/B5	
A	913	928	953	994	
A <sub>1</sub>	982	994	1019	1072	
H	134	145	168	168	
HD	234	257	300	300	
AC	194	218	257	257	

**"A<sub>1</sub>" Ölçüsü Frenli Motorlar içindir.**  
Dimension "A<sub>1</sub>" is for motors with brake  
*Le dimensions "A<sub>1</sub>" correspond aux moteurs équipés de freins.*

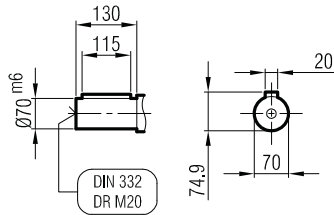
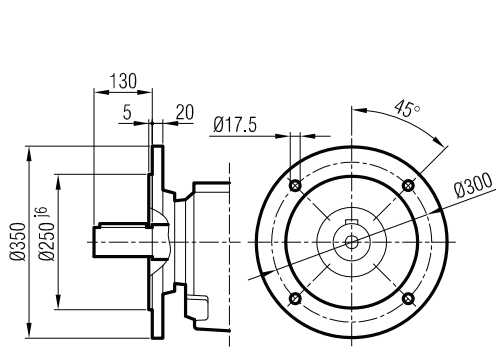
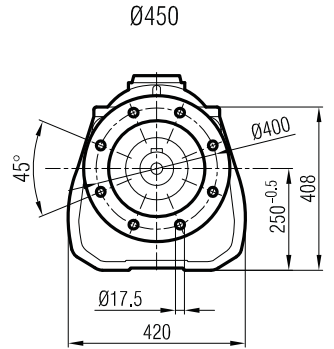
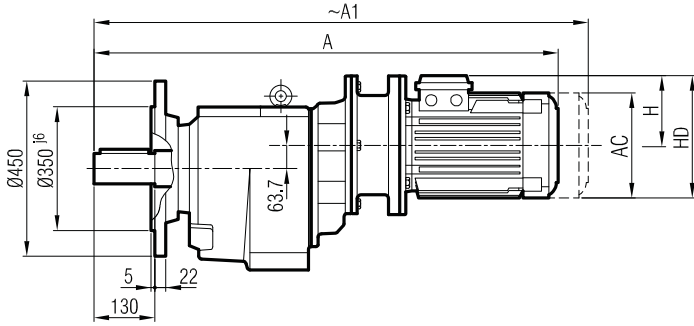
**İRAP 104**



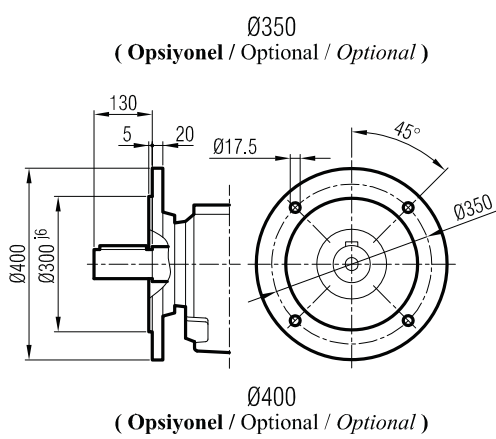
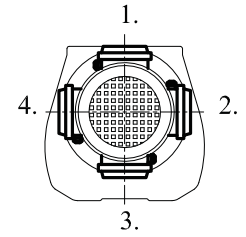
	A	Øp	Øf	ØD	s	k	m	n	Ød	l	t	u
80/B5	448	130	165	200	M10	67	12	5	19	40	21.8	6
90/B5	448	130	165	200	M10	67	12	5	24	50	27.3	8
100/B5	456	180	215	250	M12	74	14	5	28	60	31.3	8



**İRFPM 104**



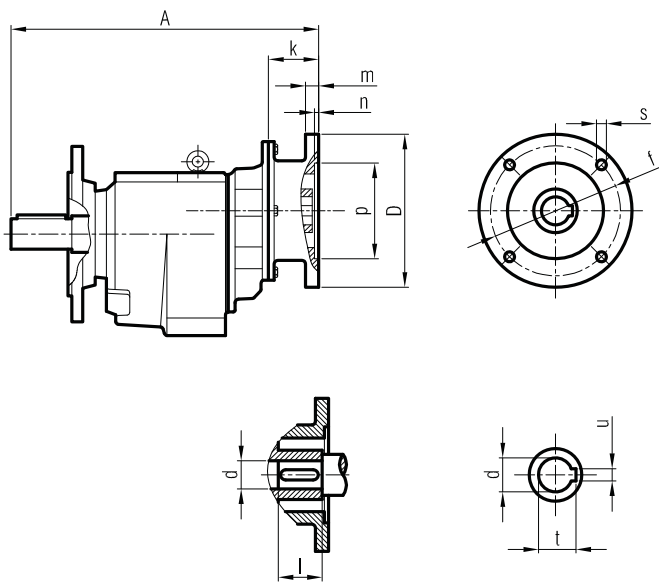
**Klemens Pozisyonları**  
Terminal Box Positions  
Klemmenkasten Positionen



	100/B5	112/B5	132 S/B5	132 M/B5
A	913	928	953	994
A <sub>1</sub>	982	994	1019	1072
H	134	145	168	168
HD	234	257	300	300
AC	194	218	257	257

"A<sub>1</sub>" Ölçüsü Frenli Motorlar içindir.  
Dimension "A<sub>1</sub>" is for motors with brake  
Le dimensions "A<sub>1</sub>" correspondent aux moteurs équipés de freins.

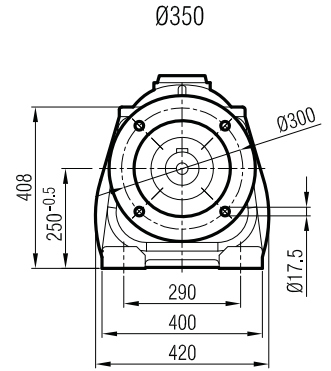
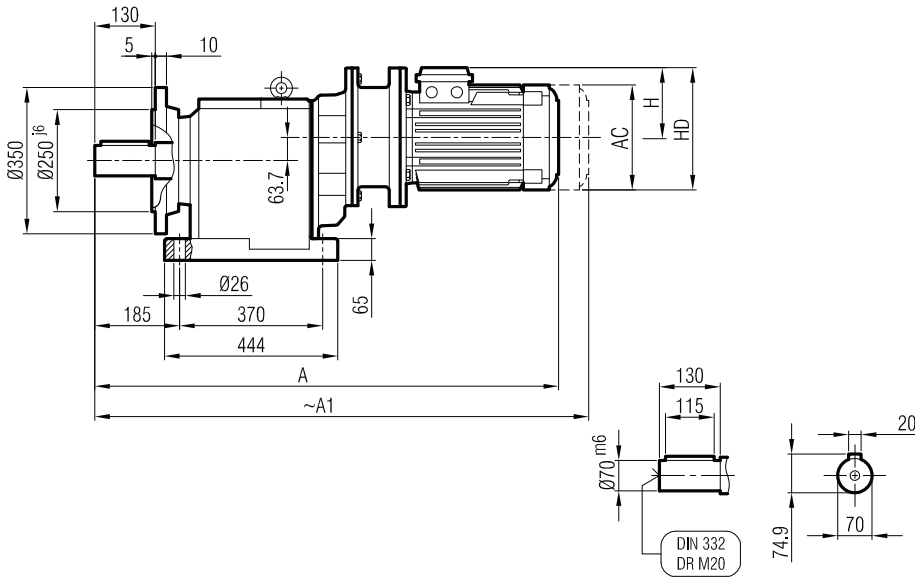
**İRFP 104**



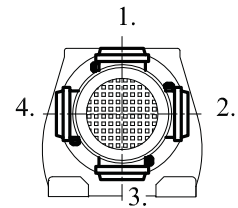
	A	Øp	Øf	ØD	s	k	m	n	Ød	l	t	u
80/B5	448	130	165	200	M10	67	12	5	19	40	21.8	6
90/B5	448	130	165	200	M10	67	12	5	24	50	27.3	8
100/B5	456	180	215	250	M12	74	14	5	28	60	31.3	8



**İRAFPM 104**



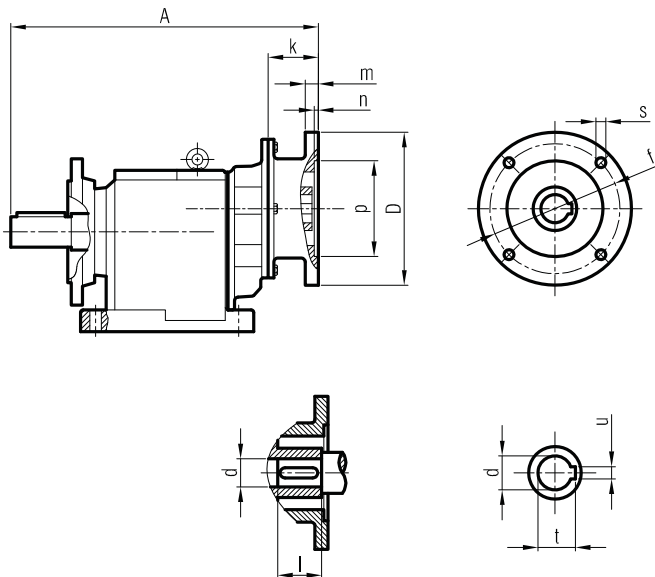
**Klemens Pozisyonları**  
Terminal Box Positions  
Klemmenkasten Positionen



	100/B5	112/B5	132 S/B5	132 M/B5	
A	913	928	953	994	
A <sub>1</sub>	982	994	1019	1072	
H	134	145	168	168	
HD	234	257	300	300	
AC	194	218	257	257	

"A<sub>1</sub>" Ölçüsü Frenli Motorlar içindir.  
Dimension "A<sub>1</sub>" is for motors with brake  
Le dimensions "A<sub>1</sub>" correspond aux moteurs  
équipés de freins.

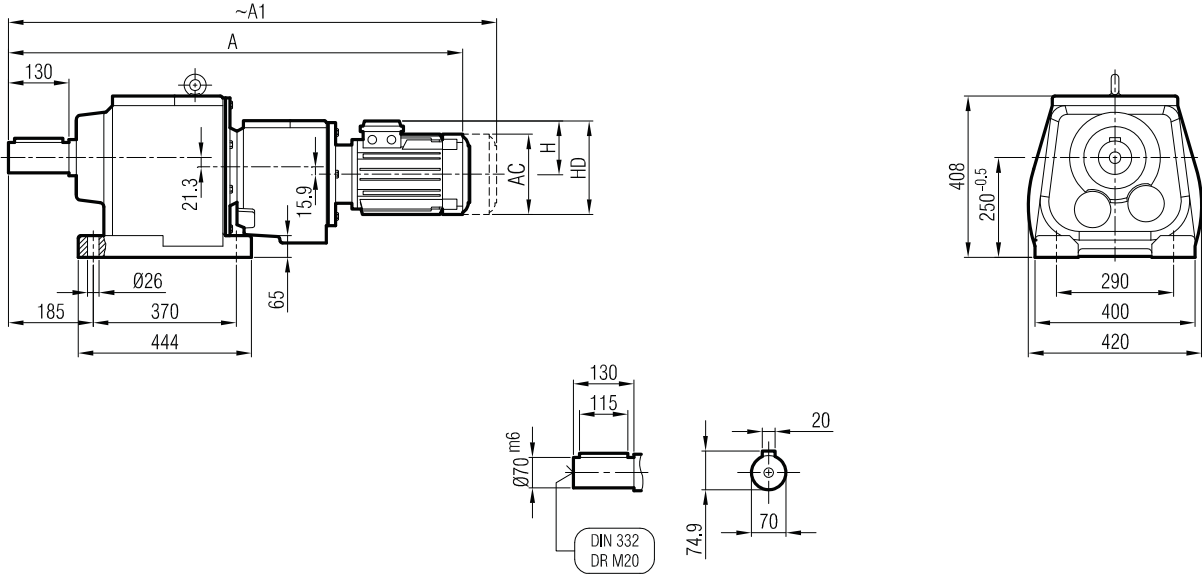
**İRAFPM 104**



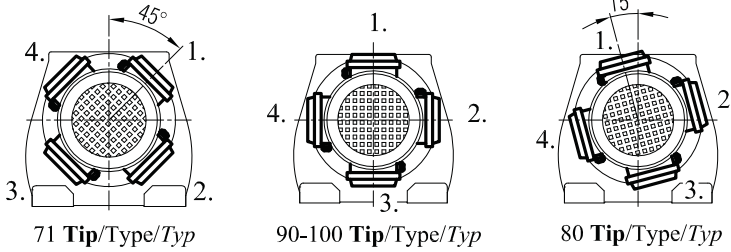
	A	$\varnothing p$	$\varnothing f$	$\varnothing D$	s	k	m	n	$\varnothing d$	l	t	u
80/B5	448	130	165	200	M10	67	12	5	19	40	21.8	6
90/B5	448	130	165	200	M10	67	12	5	24	50	27.3	8
100/B5	456	180	215	250	M12	74	14	5	28	60	31.3	8



**İRAM 102 İR 72 / İRAM 102 İR 73**  
**İRAM 103 İR 72 / İRAM 103 İR 73**



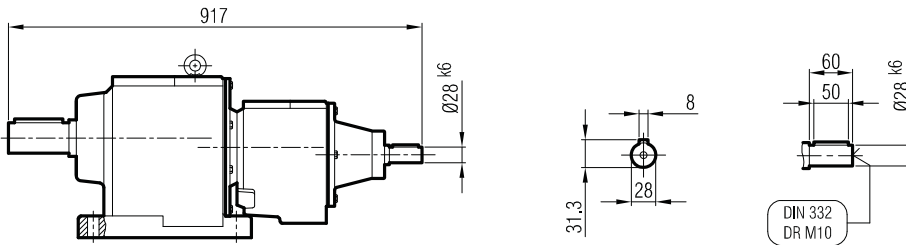
**Klemens Pozisyonları**  
Terminal Box Positions  
*Klemmenkasten Positionen*



	71	80	90 S	90 L	100		
A	955	985	1015	1040	1081		
A <sub>1</sub>	1006	1054	1081	1106	1159		
H	111	118	126	126	134		
HD	182	198	216	216	234		
AC	138	156	176	176	194		

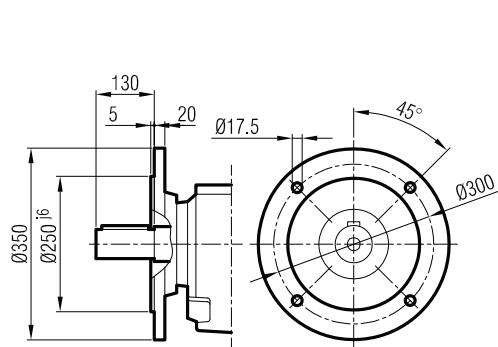
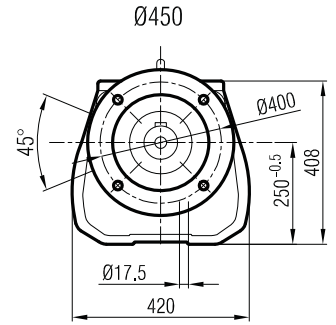
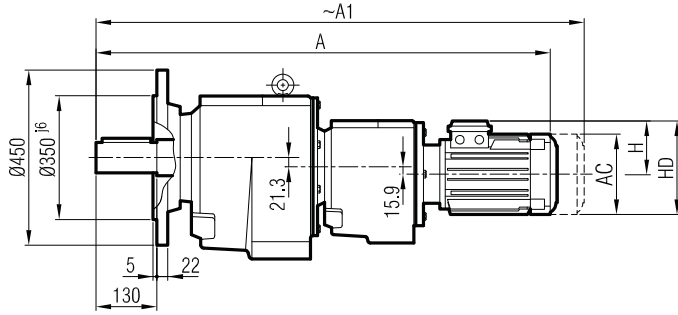
**"A<sub>1</sub>" Ölçüsü Frenli Motorlar içindir.**  
Dimension "A<sub>1</sub>" is for motors with brake  
*Le dimensions "A<sub>1</sub>" correspond aux moteurs équipés de freins.*

**İRA 102 İR 72 / İRA 102 İR 73**  
**İRA 103 İR 72 / İRA 103 İR 73**

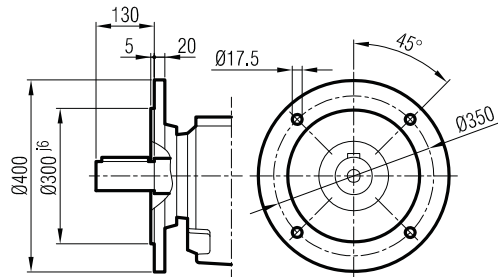




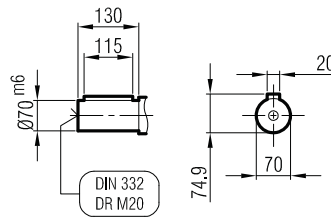
**İRFM 102 İR 72 / İRFM 102 İR 73**  
**İRFM 103 İR 72 / İRFM 103 İR 73**



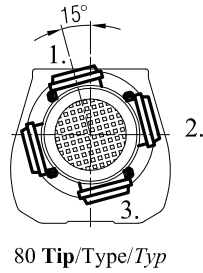
Ø350  
( Opsiyonel / Optional / Optional )



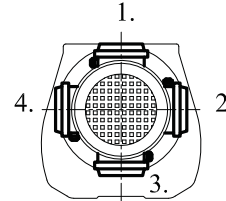
Ø400  
( Opsiyonel / Optional / Optional )



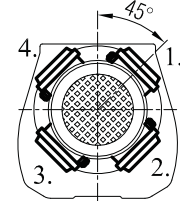
**Klemens Pozisyonları**  
Terminal Box Positions  
Klemmenkasten Positionen



80 Tip/Type/Typ



90-100 Tip/Type/Typ

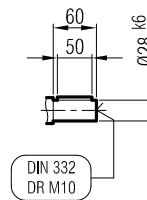
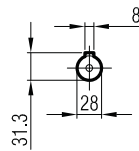
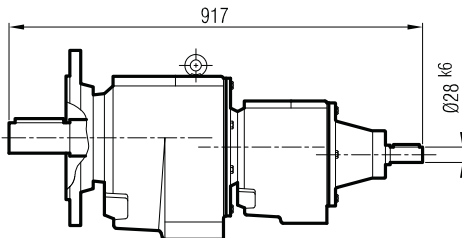


71 Tip/Type/Typ

	71	80	90 S	90 L	100	
A	955	985	1015	1040	1081	
A1	1006	1054	1081	1106	1159	
H	111	118	126	126	134	
HD	182	198	216	216	234	
AC	138	156	176	176	194	

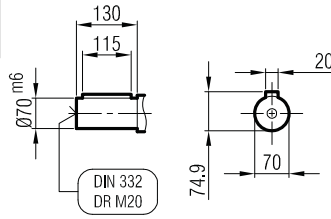
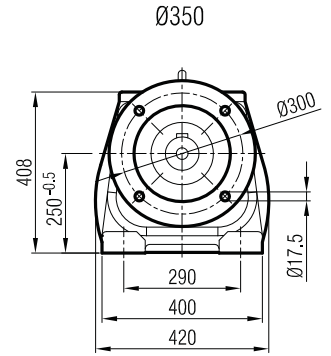
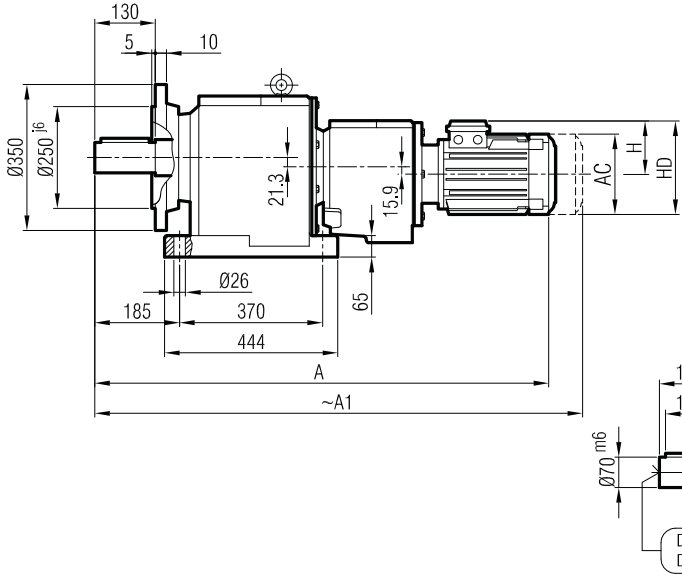
"A1" Ölçüsü Frenli Motorlar içindir.  
Dimension "A1" is for motors with brake  
Le dimensions "A1" correspondent aux moteurs  
équipés de freins.

**İRF 102 İR 72 / İRF 102 İR 73**  
**İRF 103 İR 72 / İRF 103 İR 73**

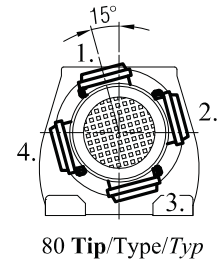
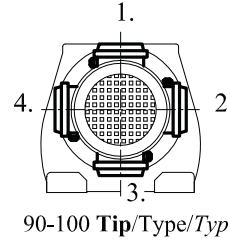
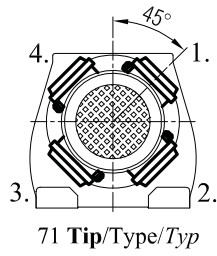




**İRAFM 102 İR 72 / İRAFM 102 İR 73**  
**İRAFM 103 İR 72 / İRAFM 103 İR 73**

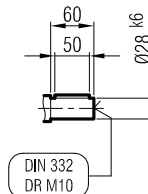
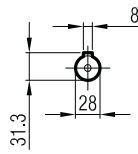
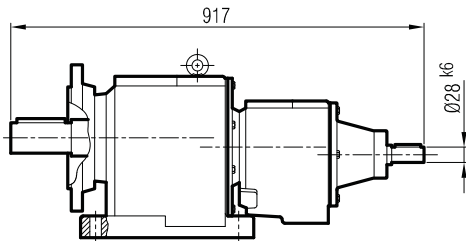


**Klemens Pozisyonları**  
Terminal Box Positions  
Klemmenkasten Positionen



	71	80	90 S	90 L	100		
A	955	985	1015	1040	1081		
A <sub>1</sub>	1006	1054	1081	1106	1159		
H	111	118	126	126	134		
HD	182	198	216	216	234		
AC	138	156	176	176	194		

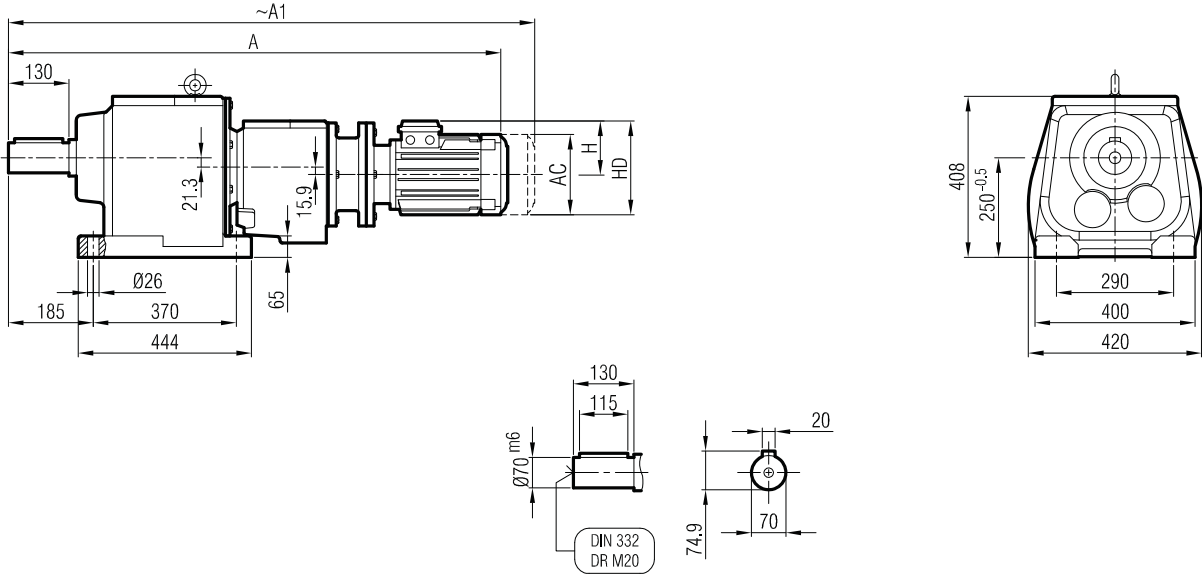
**İRAF 102 İR 72 / İRAF 102 İR 73**  
**İRAF 103 İR 72 / İRAF 103 İR 73**



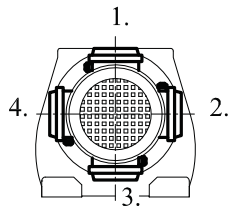
"A<sub>1</sub>" Ölçüsü Frenli Motorlar içindir.  
Dimension "A<sub>1</sub>" is for motors with brake  
Le dimensions "A<sub>1</sub>" correspond aux moteurs  
équipés de freins.



**İRAPM 102 İR 72 / İRAPM 102 İR 73**  
**İRAPM 103 İR 72 / İRAPM 103 İR 73**



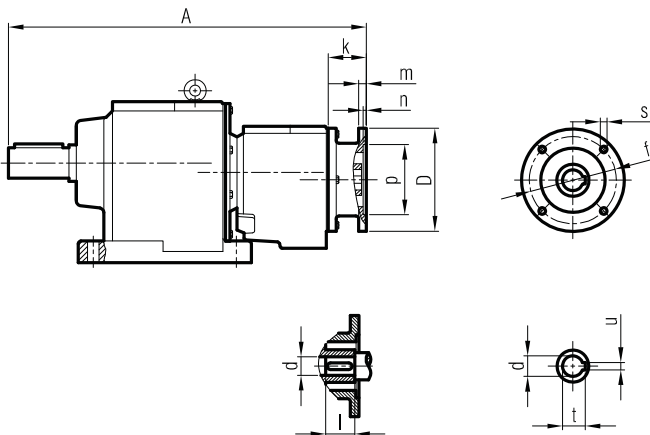
**Klemens Pozisyonları**  
Terminal Box Positions  
*Klemmenkasten Positionen*



	71/B5	80/B5	90 S/B5	90 L/B5	100/B5
A	1031	1064	1079	1104	1141
A <sub>1</sub>	1082	1133	1145	1170	1219
H	111	118	126	126	134
HD	182	198	216	216	234
AC	138	156	176	176	194

**"A<sub>1</sub>" Ölçüsü Frenli Motorlar içindir.**  
Dimension "A<sub>1</sub>" is for motors with brake  
*Le dimensions "A<sub>1</sub>" correspond aux moteurs équipés de freins.*

**İRAP 102 İR 72 / İRAP 102 İR 73**  
**İRAP 103 İR 72 / İRAP 103 İR 73**

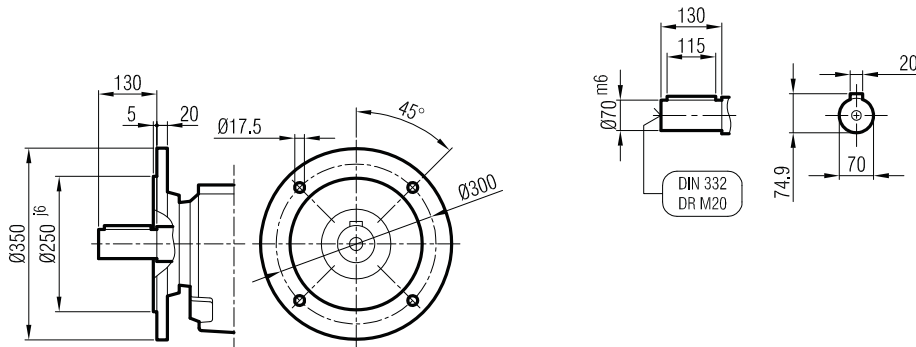
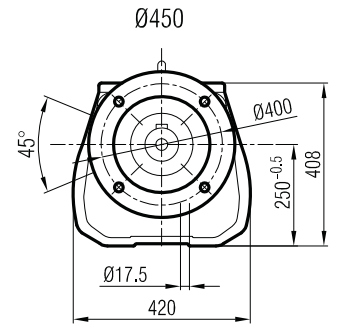
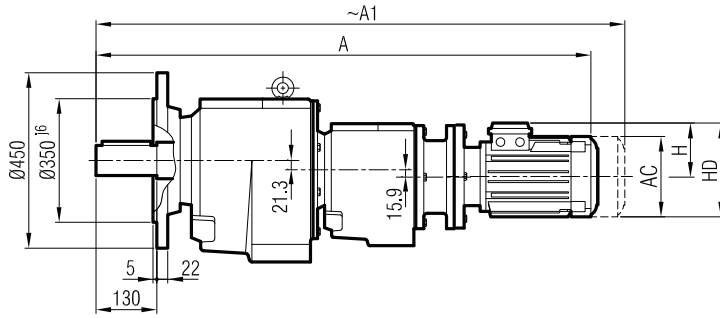


	A	Øp	Øf	ØD	s	k	m	n	Ød	l	t	u
71/B5	808	110	130	160	M8	55	10	4	14	30	16.3	5
80/B5	820	130	165	200	M10	67	12	5	19	40	21.8	6
90/B5	820	130	165	200	M10	67	12	5	24	50	27.3	8
100/B5	825	180	215	250	M12	72	14	5	28	60	31.3	8



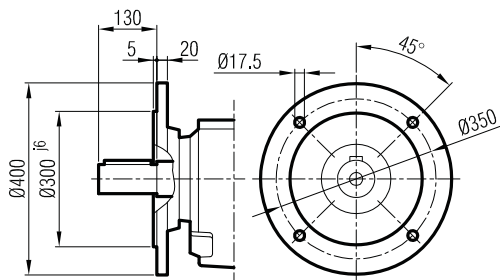


**İRFBM 102 İR 72 / İRFPM 102 İR 73**  
**İRFBM 103 İR 72 / İRFPM 103 İR 73**



Ø350

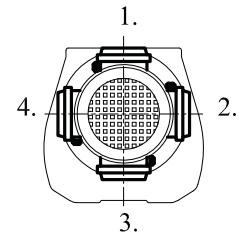
( Opsiyonel / Optional / Optional )



Ø400

( Opsiyonel / Optional / Optional )

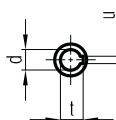
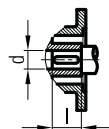
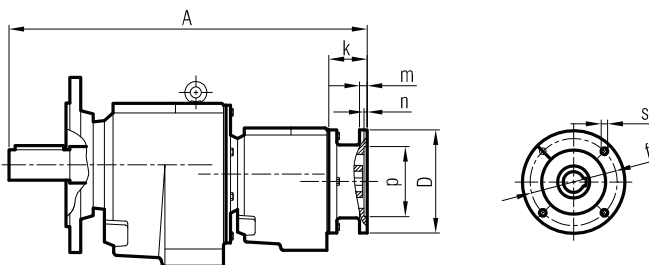
**Klemens Pozisyonları**  
**Terminal Box Positions**  
**Klemmenkasten Positionen**



	71/B5	80/B5	90 S/B5	90 L/B5	100/B5
A	1031	1064	1079	1104	1141
A <sub>1</sub>	1082	1133	1145	1170	1219
H	111	118	126	126	134
HD	182	198	216	216	234
AC	138	156	176	176	194

"A<sub>1</sub>" Ölçüsü Frenli Motorlar içindir.  
Dimension "A<sub>1</sub>" is for motors with brake  
Le dimensions "A<sub>1</sub>" correspond aux moteurs  
équipés de freins.

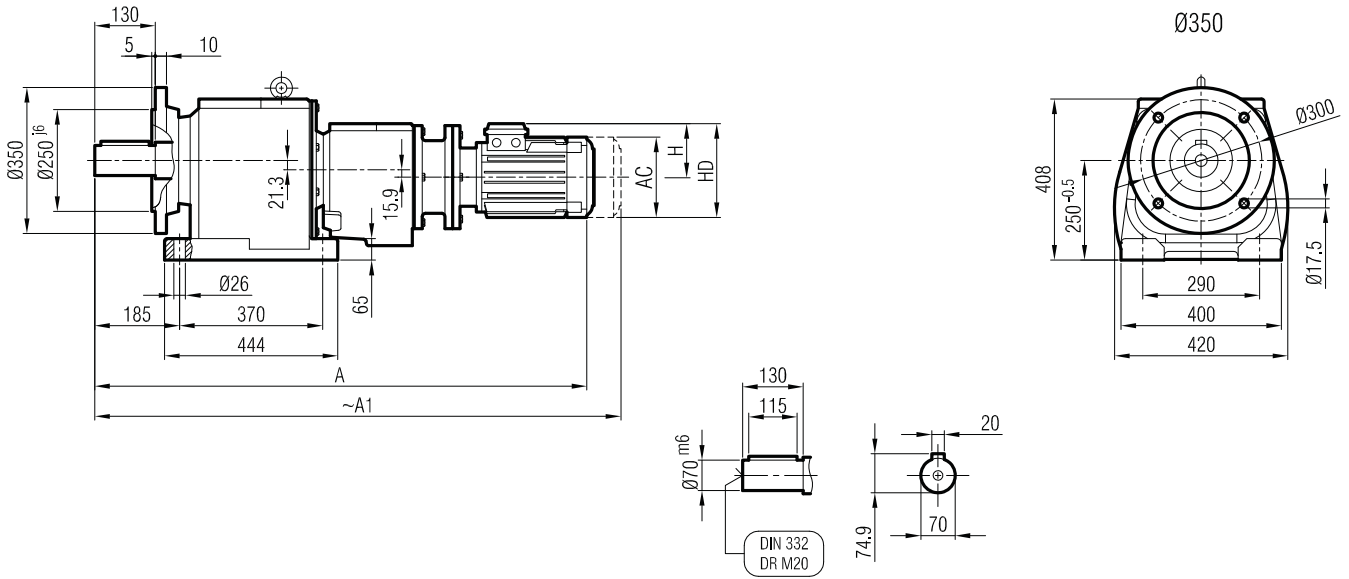
**İRFP 102 İR 72 / İRFP 102 İR 73**  
**İRFP 103 İR 72 / İRFP 103 İR 73**



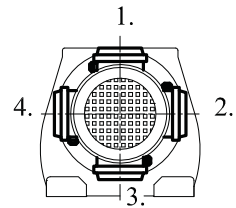
	A	Øp	Øf	ØD	s	k	m	n	Ød	l	t	u
71/B5	808	110	130	160	M8	55	10	4	14	30	16.3	5
80/B5	820	130	165	200	M10	67	12	5	19	40	21.8	6
90/B5	820	130	165	200	M10	67	12	5	24	50	27.3	8
100/B5	825	180	215	250	M12	72	14	5	28	60	31.3	8



**İRAFPM 102 İR 72 / İRAFPM 102 İR 73**  
**İRAFPM 103 İR 72 / İRAFPM 103 İR 73**



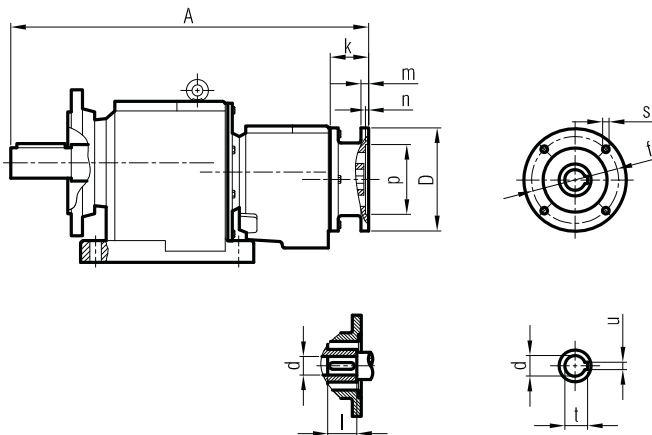
**Klemens Pozisyonları**  
Terminal Box Positions  
Klemmenkasten Positionen



	71/B5	80/B5	90 S/B5	90 L/B5	100/B5
A	1031	1064	1079	1104	1141
A <sub>1</sub>	1082	1133	1145	1170	1219
H	111	118	126	126	134
HD	182	198	216	216	234
AC	138	156	176	176	194

"A<sub>1</sub>" Ölçüsü Frenli Motorlar içindir.  
Dimension "A<sub>1</sub>" is for motors with brake  
Le dimensions "A<sub>1</sub>" correspondent aux moteurs équipés de freins.

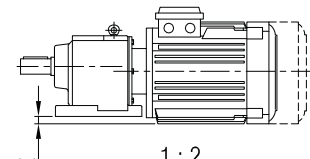
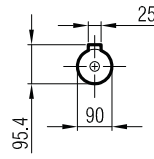
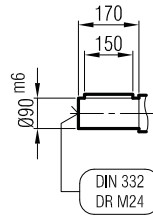
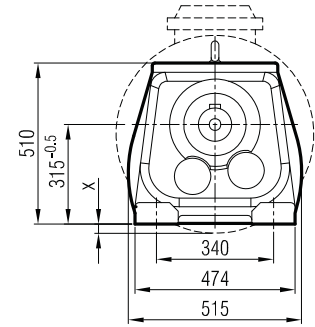
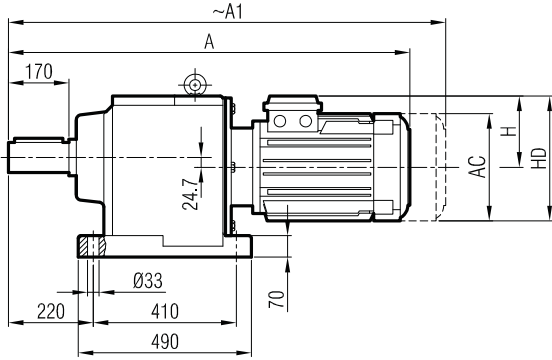
**İRAFP 102 İR 72 / İRAFP 102 İR 73**  
**İRAFP 103 İR 72 / İRAFP 103 İR 73**



	A	Øp	Øf	ØD	s	k	m	n	Ød	l	t	u
71/B5	808	110	130	160	M8	55	10	4	14	30	16.3	5
80/B5	820	130	165	200	M10	67	12	5	19	40	21.8	6
90/B5	820	130	165	200	M10	67	12	5	24	50	27.3	8
100/B5	825	180	215	250	M12	72	14	5	28	60	31.3	8

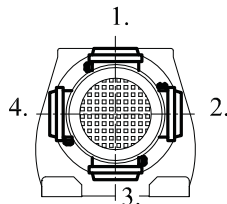


**İRAM 122**  
**İRAM 123**

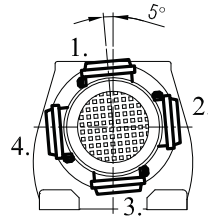


1 : 2  
( Ölçek / Scale / échelle )

**Klemens Pozisyonları**  
Terminal Box Positions  
*Klemmenkasten Positionen*



132-160-180-225  
250 Tip/Type/Typ

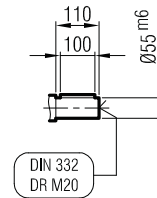
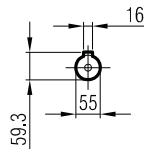
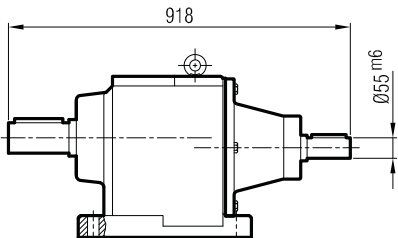


200 Tip/Type/Typ

	132 S	132 M	160 M	160 L	180 M	180 L	200	225 S	225 M	250 M
A	962	1000	1080	1124	1139	1177	1228	1261	1286	1364
A <sub>1</sub>	1062	1100	1195	1239	1259	1297	1348	1381	1406	1484
H	168	168	220	220	241	241	277	285	285	322
HD	300	300	380	380	421	421	477	510	510	572
AC	257	257	310	310	348	348	390	434	434	480
X	-	-	-	-	-	-	-	-	-	-

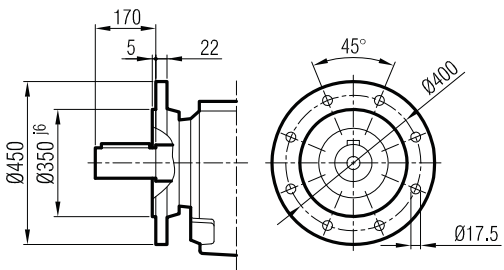
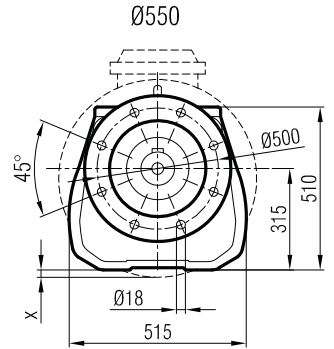
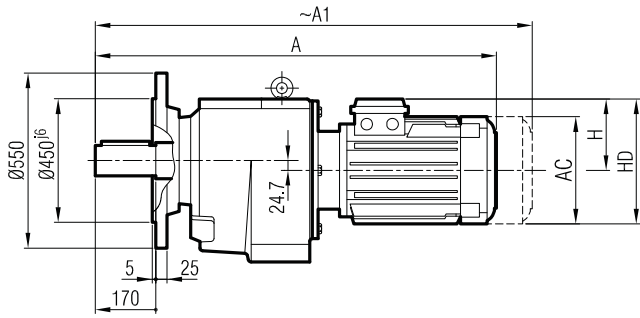
"A<sub>1</sub>" Ölçüsü Frenli Motorlar içindir.  
Dimension "A<sub>1</sub>" is for motors with brake  
*Le dimensions "A<sub>1</sub>" correspondent aux moteurs équipés de freins.*

**İRA 122**  
**İRA 123**

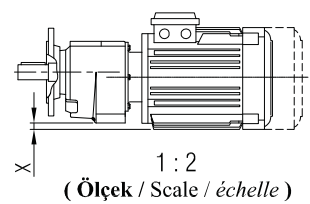
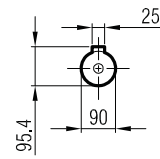
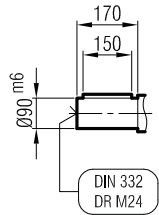




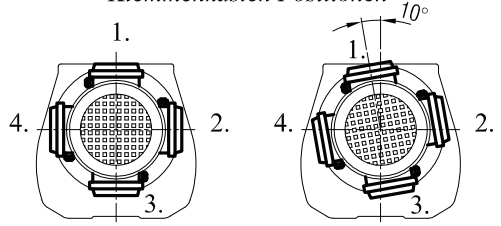
**İRFM 122**  
**İRFM 123**



Ø450  
( Opsiyonel / Optional / Optional )



**Klemens Pozisyonları**  
Terminal Box Positions  
Klemmenkasten Positionen

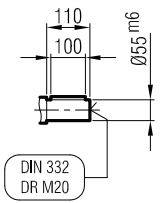
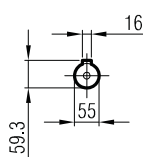
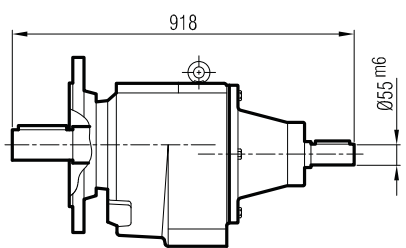


132-160-180-225  
250 Tip/Type/Typ

200 Tip/Type/Typ

	132 S	132 M	160 M	160 L	180 M	180 L	200	225 S	225 M	250 M
A	962	1000	1080	1124	1139	1177	1228	1261	1286	1364
A <sub>1</sub>	1062	1100	1195	1239	1259	1297	1348	1381	1406	1484
H	168	168	220	220	241	241	277	285	285	322
HD	300	300	380	380	421	421	477	510	510	572
AC	257	257	310	310	348	348	390	434	434	480
X	-	-	-	-	-	-	-	-	-	-

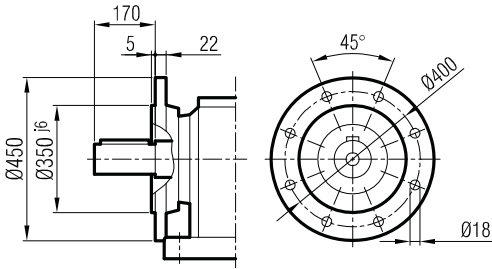
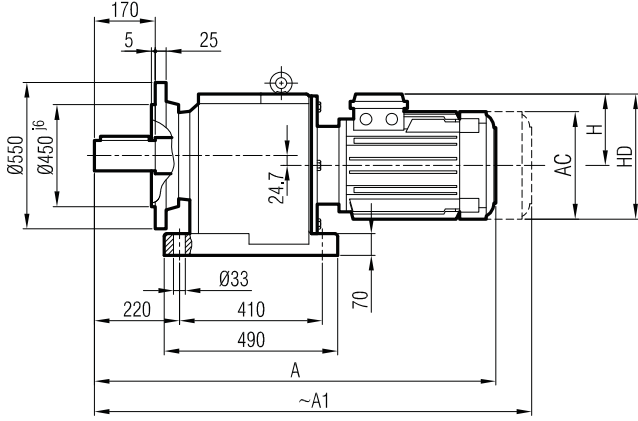
**İRF 122**  
**İRF 123**



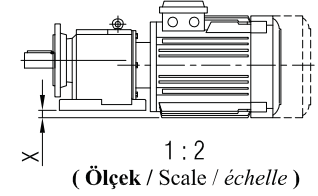
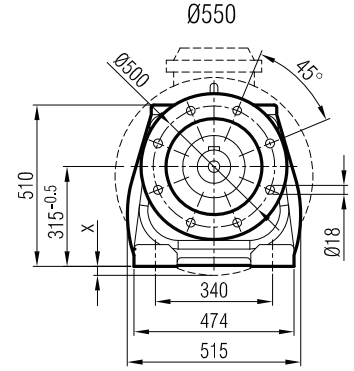
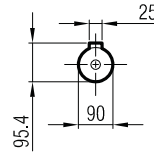
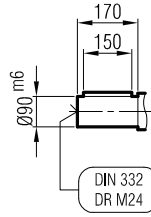
"A<sub>1</sub>" Ölçüsü Frenli Motorlar içindir.  
Dimension "A<sub>1</sub>" is for motors with brake  
Le dimensions "A<sub>1</sub>" correspond aux moteurs équipés de freins.



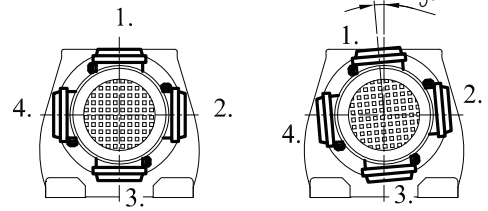
**İRAFM 122**  
**İRAFM 123**



Ø450  
( Opsiyonel / Optional / Optional )



**Klemens Pozisyonları**  
**Terminal Box Positions**  
**Klemmenkasten Positionen**

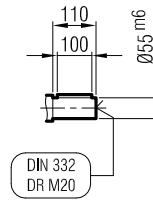
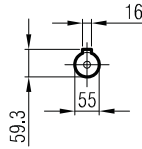
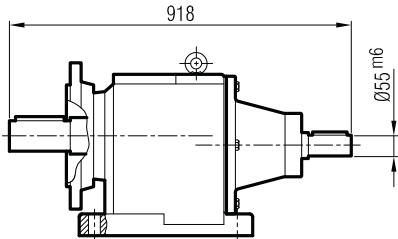


132-160-180-225  
250 Tip/Type/Typ

200 Tip/Type/Typ

	132 S	132 M	160 M	160 L	180 M	180 L	200	225 S	225 M	250 M
A	962	1000	1080	1124	1139	1177	1228	1261	1286	1364
A <sub>1</sub>	1062	1100	1195	1239	1259	1297	1348	1381	1406	1484
H	168	168	220	220	241	241	277	285	285	322
HD	300	300	380	380	421	421	477	510	510	572
AC	257	257	310	310	348	348	390	434	434	480
x	-	-	-	-	-	-	-	-	-	-

**İRAF 122**  
**İRAF 123**



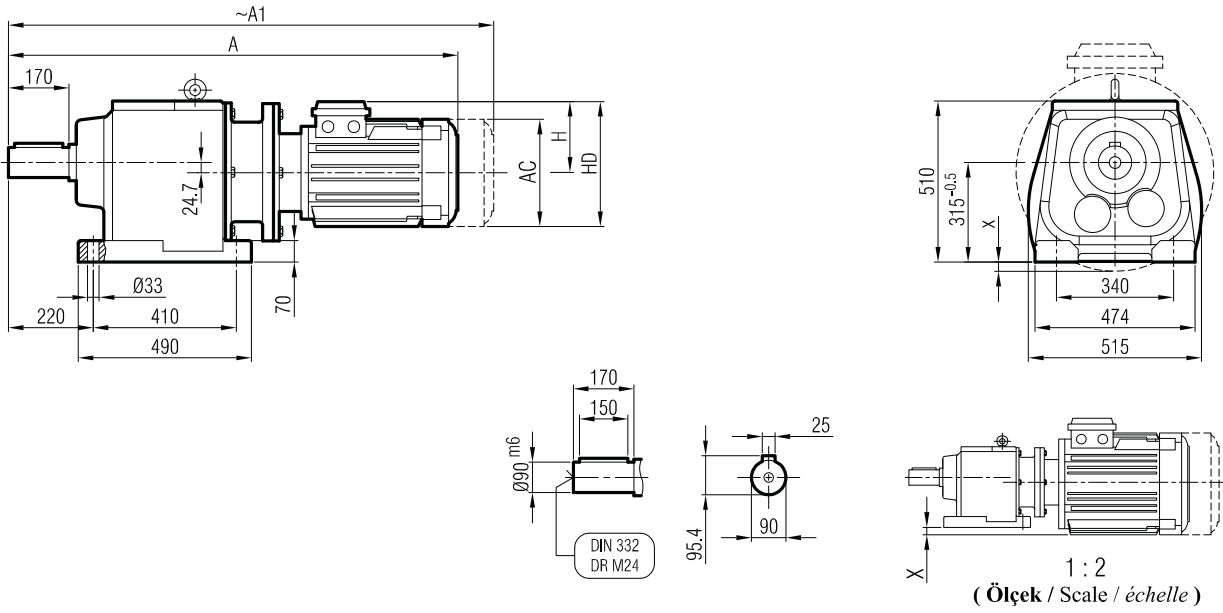
"A<sub>1</sub>" Ölçüsü Frenli Motorlar içindir.

Dimension "A<sub>1</sub>" is for motors with brake

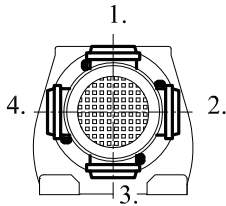
Le dimensions "A<sub>1</sub>" correspond aux moteurs équipés de freins.



**İRAPM 122**  
**İRAPM 123**



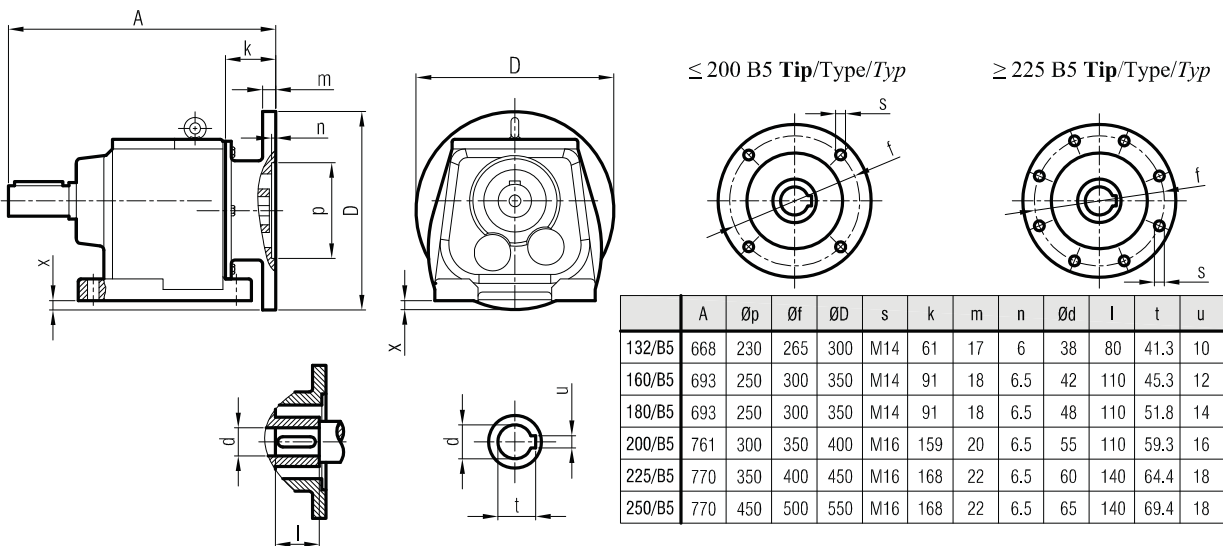
**Klemens Pozisyonları**  
Terminal Box Positions  
Klemmenkasten Positionen



	132 S/B5	132 M/B5	160 M/B5	160 L/B5	180 M/B5	180 L/B5	200/B5	225 S/B5	225 M/B5	250/B5
A	1048	1086	1183	1227	1240	1278	1398	1425	1450	1526
A <sub>1</sub>	1148	1186	1298	1342	1360	1398	1518	1545	1570	1646
H	168	168	220	220	241	241	241	285	285	322
HD	300	300	380	380	421	421	421	510	510	572
AC	257	257	310	310	348	348	348	434	434	480
X	-	-	-	-	-	-	-	-	-	-

"A<sub>1</sub>" Ölçüsü Frenli Motorlar içindir.  
Dimension "A<sub>1</sub>" is for motors with brake  
Le dimensions "A<sub>1</sub>" correspond aux moteurs équipés de freins.

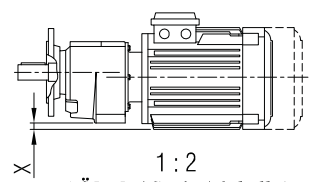
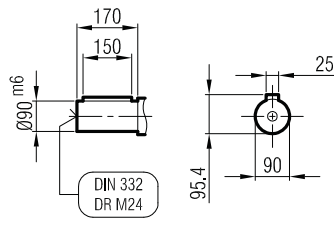
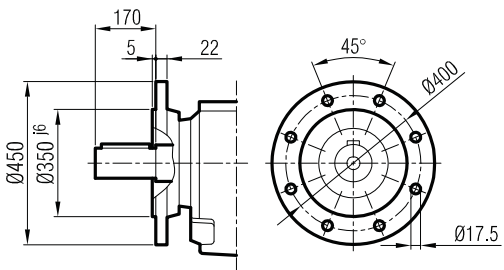
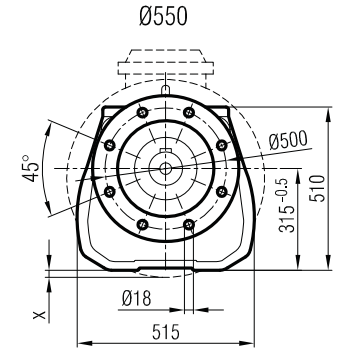
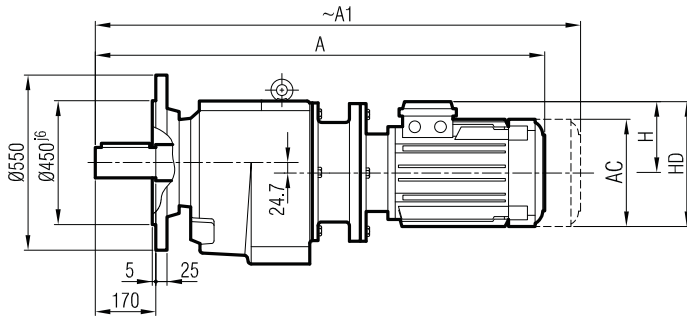
**İRAP 122**  
**İRAP 123**



	A	Øp	Øf	ØD	s	k	m	n	Ød	l	t	u	x
132/B5	668	230	265	300	M14	61	17	6	38	80	41.3	10	-
160/B5	693	250	300	350	M14	91	18	6.5	42	110	45.3	12	-
180/B5	693	250	300	350	M14	91	18	6.5	48	110	51.8	14	-
200/B5	761	300	350	400	M16	159	20	6.5	55	110	59.3	16	-
225/B5	770	350	400	450	M16	168	22	6.5	60	140	64.4	18	-
250/B5	770	450	500	550	M16	168	22	6.5	65	140	69.4	18	-

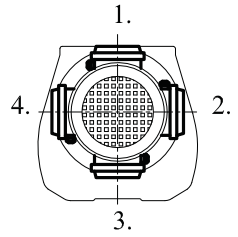


**İRFPM 122**  
**İRFPM 123**



1 : 2  
( Ölçek / Scale / échelle )

**Klemens Pozisyonları**  
Terminal Box Positions  
Klemmenkasten Positionen

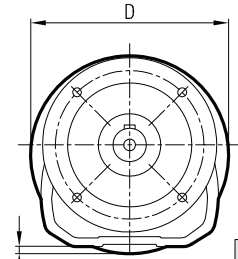
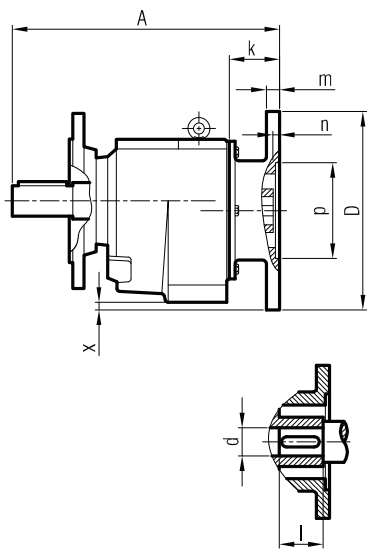


Ø450  
( Opsiyonel / Optional / Optional )

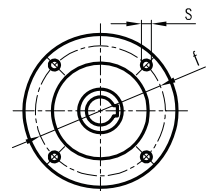
	132 S/B5	132 M/B5	160 M/B5	160 L/B5	180 M/B5	180 L/B5	200/B5	225 S/B5	225 M/B5	250/B5
A	1048	1086	1183	1227	1240	1278	1398	1425	1450	1526
A <sub>1</sub>	1148	1186	1298	1342	1360	1398	1518	1545	1570	1646
H	168	168	220	220	241	241	241	285	285	322
HD	300	300	380	380	421	421	421	510	510	572
AC	257	257	310	310	348	348	348	434	434	480
X	-	-	-	-	-	-	-	-	-	-

**İRFP 122**  
**İRFP 123**

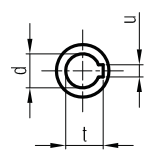
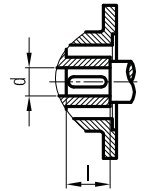
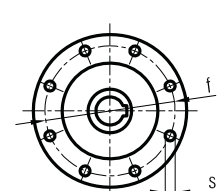
"A<sub>1</sub>" Ölçüsü Frenli Motorlar içindir.  
Dimension "A<sub>1</sub>" is for motors with brake  
Le dimensions "A<sub>1</sub>" correspondent aux moteurs équipés de freins.



≤ 200 B5 Tip/Type/Typ



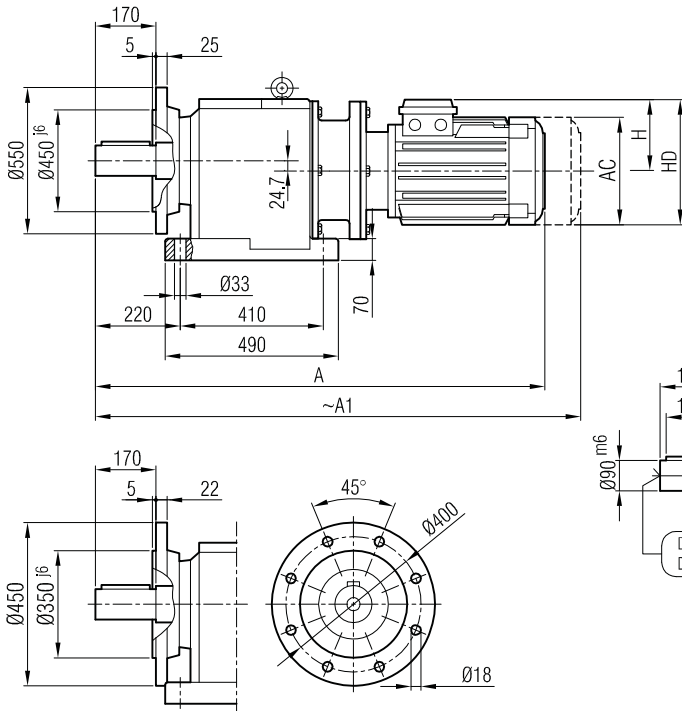
≥ 225 B5 Tip/Type/Typ



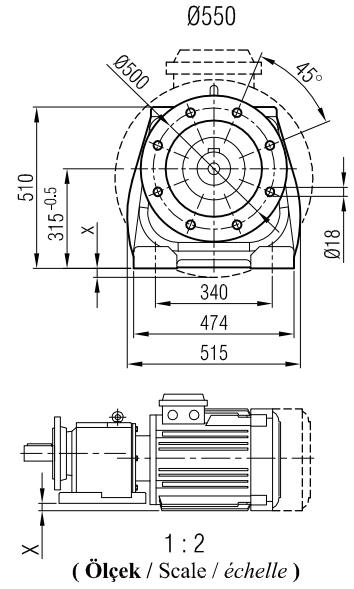
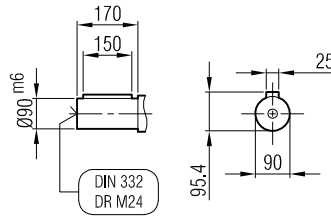
	A	Øp	Øf	ØD	s	k	m	n	Ød	l	t	u	x
132/B5	668	230	265	300	M14	61	17	6	38	80	41.3	10	-
160/B5	693	250	300	350	M14	91	18	6.5	42	110	45.3	12	-
180/B5	693	250	300	350	M14	91	18	6.5	48	110	51.8	14	-
200/B5	761	300	350	400	M16	159	20	6.5	55	110	59.3	16	-
225/B5	770	350	400	450	M16	168	22	6.5	60	140	64.4	18	-
250/B5	770	450	500	550	M16	168	22	6.5	65	140	69.4	18	-



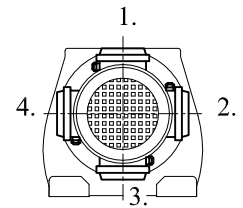
**İRAFPM 122**  
**İRAFPM 123**



Ø450  
( Opsiyonel / Optional / Optional )



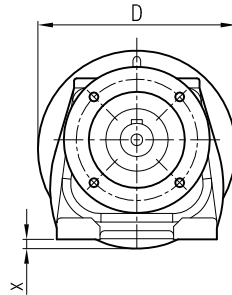
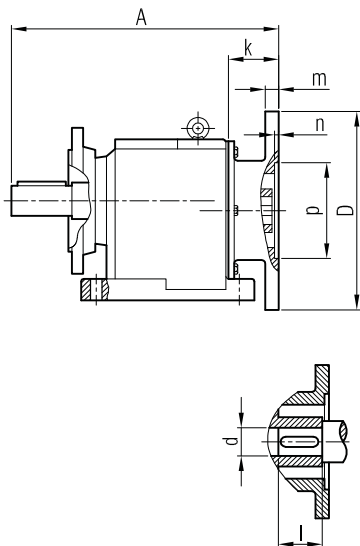
**Klemens Pozisyonları**  
Terminal Box Positions  
Klemmenkasten Positionen



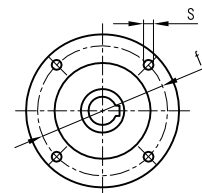
	132 S/B5	132 M/B5	160 M/B5	160 L/B5	180 M/B5	180 L/B5	200/B5	225 S/B5	225 M/B5	250/B5
A	1048	1086	1183	1227	1240	1278	1398	1425	1450	1526
A <sub>1</sub>	1148	1186	1298	1342	1360	1398	1518	1545	1570	1646
H	168	168	220	220	241	241	241	285	285	322
HD	300	300	380	380	421	421	421	510	510	572
AC	257	257	310	310	348	348	348	434	434	480
X	-	-	-	-	-	-	-	-	-	-

**İRAFFP 122**  
**İRAFFP 123**

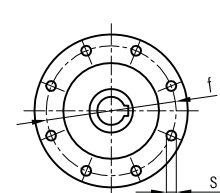
"A<sub>1</sub>" Ölçüsü Frenli Motorlar içindir.  
Dimension "A<sub>1</sub>" is for motors with brake  
Le dimensions "A<sub>1</sub>" correspondent aux moteurs équipés de freins.



≤ 200 B5 Tip/Type/Typ



≥ 225 B5 Tip/Type/Typ

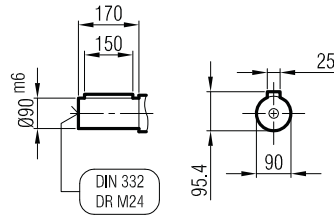
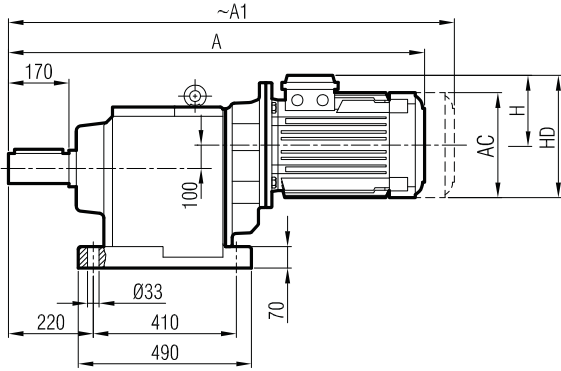


	A	Øp	Øf	ØD	s	k	m	n	Ød	l	t	u	x
132/B5	668	230	265	300	M14	61	17	6	38	80	41.3	10	-
160/B5	693	250	300	350	M14	91	18	6.5	42	110	45.3	12	-
180/B5	693	250	300	350	M14	91	18	6.5	48	110	51.8	14	-
200/B5	761	300	350	400	M16	159	20	6.5	55	110	59.3	16	-
225/B5	770	350	400	450	M16	168	22	6.5	60	140	64.4	18	-
250/B5	770	450	500	550	M16	168	22	6.5	65	140	69.4	18	-

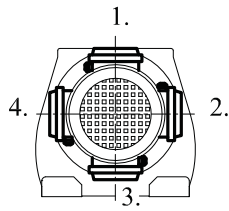




**İRAM 124**



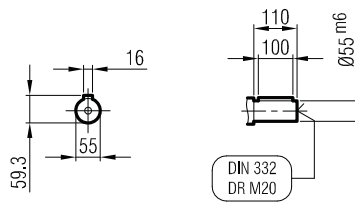
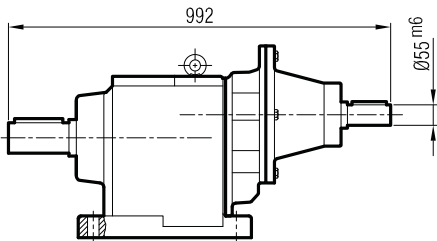
**Klemens Pozisyonları**  
Terminal Box Positions  
*Klemmenkasten Positionen*



	100	112	132 S	132 M		
A	1033	1053	1094	1132		
A <sub>1</sub>	1111	1136	1194	1232		
H	134	145	168	168		
HD	234	257	300	300		
AC	194	218	257	257		

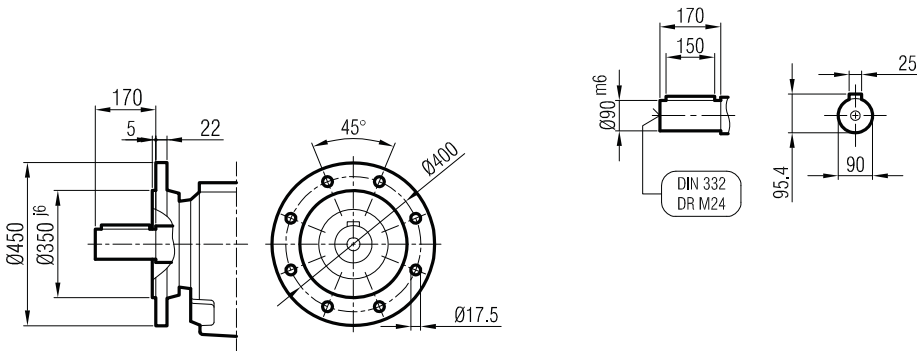
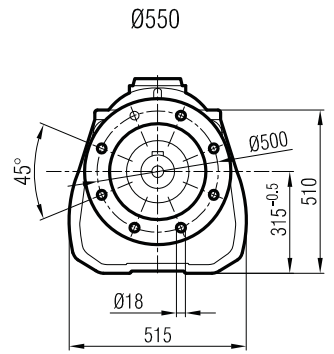
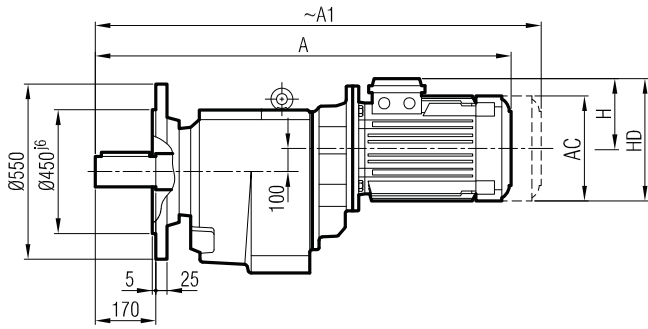
"A<sub>1</sub>" Ölçüsü Frenli Motorlar içindir.  
Dimension "A<sub>1</sub>" is for motors with brake  
*Le dimensions "A<sub>1</sub>" correspond aux moteurs équipés de freins.*

**İRA 124**



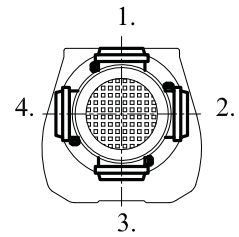


**İRFM 124**



Ø450  
( Opsiyonel / Optional / Optional )

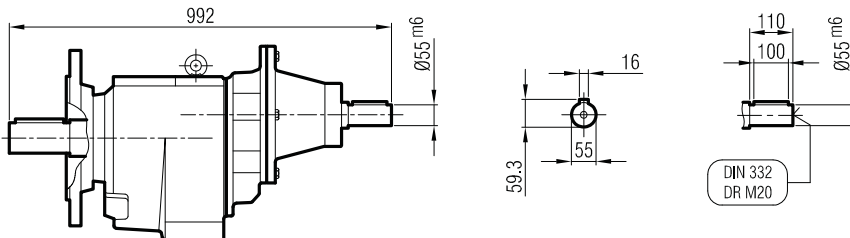
**Klemens Pozisyonları**  
Terminal Box Positions  
Klemmenkasten Positionen



	100	112	132 S	132 M		
A	1033	1053	1094	1132		
A1	1111	1136	1194	1232		
H	134	145	168	168		
HD	234	257	300	300		
AC	194	218	257	257		

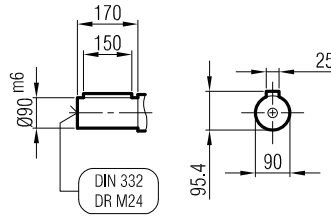
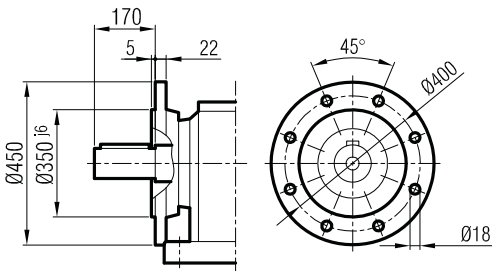
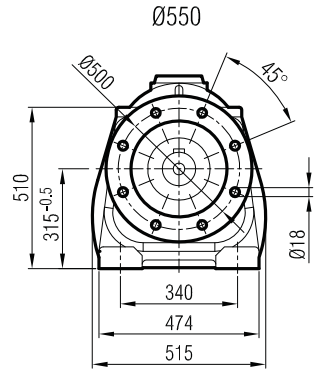
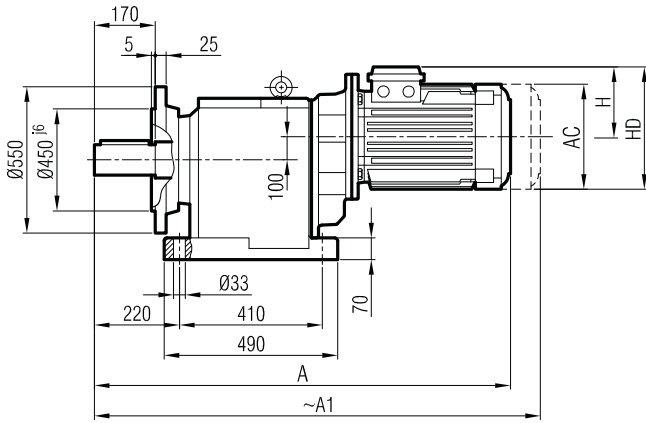
"A1" Ölçüsü Frenli Motorlar içindir.  
Dimension "A1" is for motors with brake  
Le dimensions "A1" correspond aux moteurs équipés de freins.

**İRF 124**



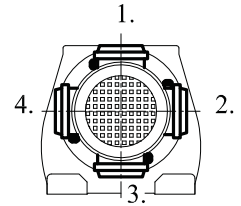


**İRAF124**



Ø450  
( Opsiyonel / Optional / Optional )

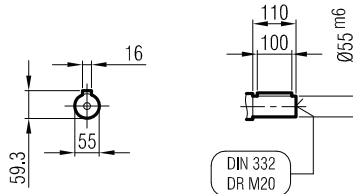
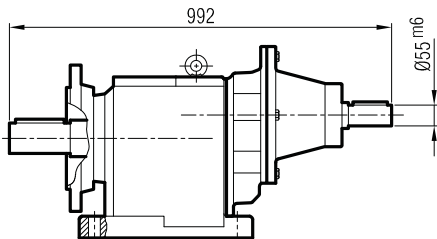
**Klemens Pozisyonları**  
Terminal Box Positions  
Klemmenkasten Positionen



	100	112	132 S	132 M		
A	1033	1053	1094	1132		
A1	1111	1136	1194	1232		
H	134	145	168	168		
HD	234	257	300	300		
AC	194	218	257	257		

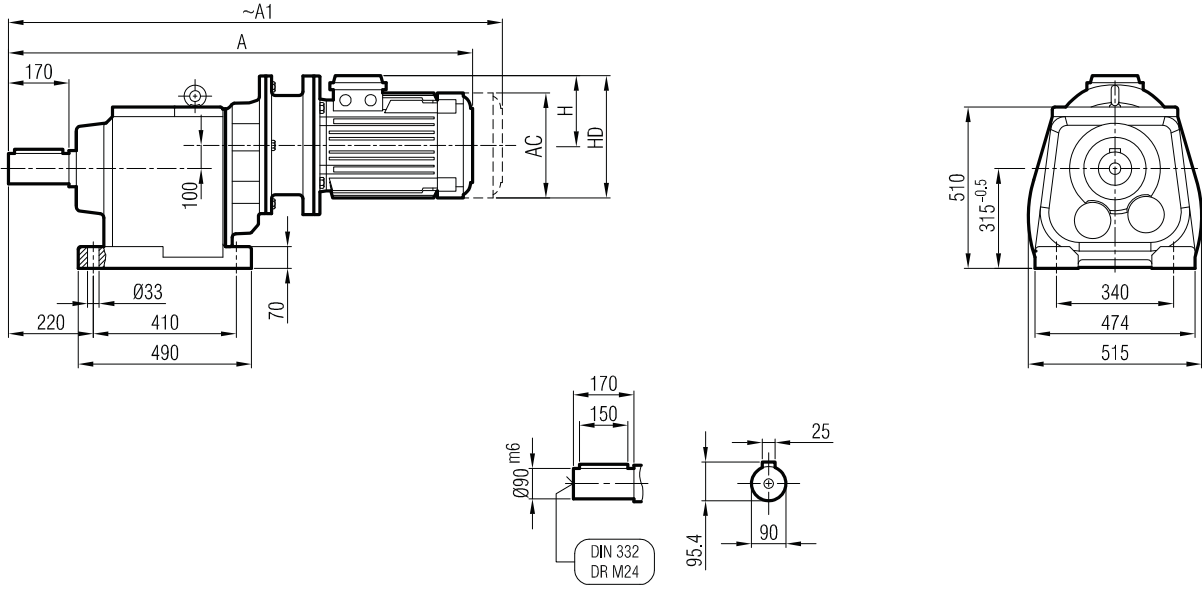
"A1" Ölçüsü Frenli Motorlar içindir.  
Dimension "A1" is for motors with brake  
Le dimensions "A1" correspond aux moteurs équipés de freins.

**İRAF 124**

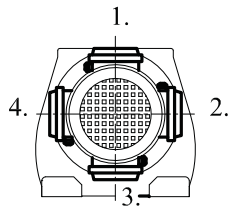




**İRAPM 124**



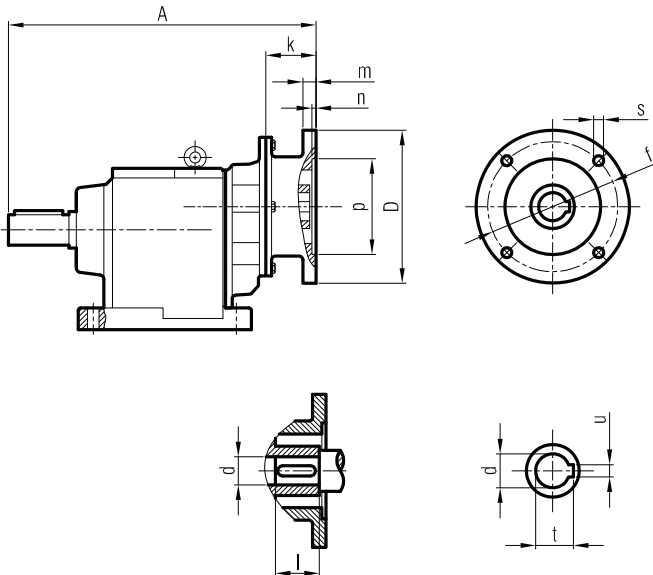
**Klemens Pozisyonları**  
Terminal Box Positions  
*Klemmenkasten Positionen*



	100/B5	112/B5	132 S/B5	132 M/B5	
A	1095	1115	1186	1224	
A <sub>1</sub>	1173	1198	1286	1324	
H	220	220	241	241	
HD	380	380	421	421	
AC	310	310	348	348	

**"A<sub>1</sub>" Ölçüsü Frenli Motorlar içindir.**  
Dimension "A<sub>1</sub>" is for motors with brake  
*Le dimensions "A<sub>1</sub>" correspond aux moteurs équipés de freins.*

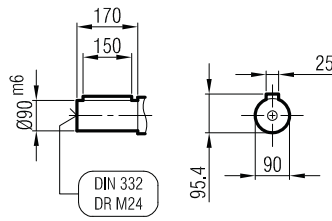
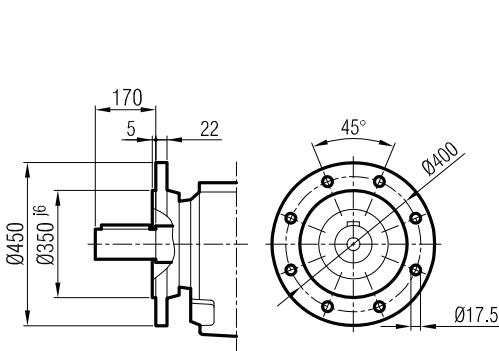
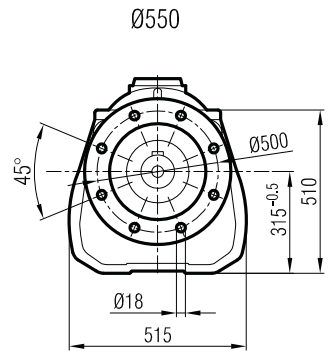
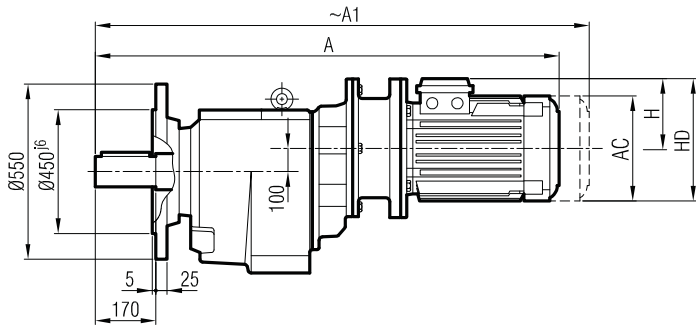
**İRAP 124**



	A	Øp	Øf	ØD	s	k	m	n	Ød	l	t	u
100/B5	587	180	215	250	M12	57	15	5	28	60	31.3	8
112/B5	587	180	215	250	M12	57	15	5	28	60	31.3	8
132/B5	614	230	265	300	M12	84	17	6	38	80	41.3	10

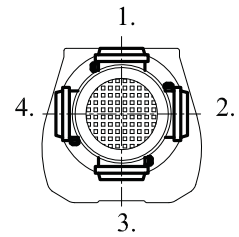


**İRFPM 124**



Ø450  
( Opsiyonel / Optional / Optional )

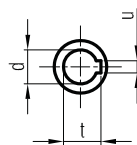
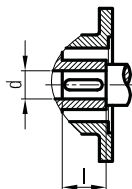
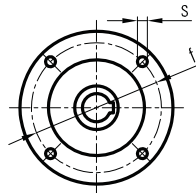
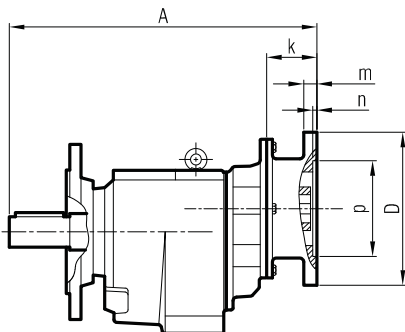
**Klemens Pozisyonları**  
Terminal Box Positions  
Klemmenkasten Positionen



	100/B5	112/B5	132 S/B5	132 M/B5
A	1095	1115	1186	1224
A <sub>1</sub>	1173	1198	1286	1324
H	220	220	241	241
HD	380	380	421	421
AC	310	310	348	348

"A<sub>1</sub>" Ölçüsü Frenli Motorlar içindir.  
Dimension "A<sub>1</sub>" is for motors with brake  
Le dimensions "A<sub>1</sub>" correspond aux moteurs  
équipés de freins.

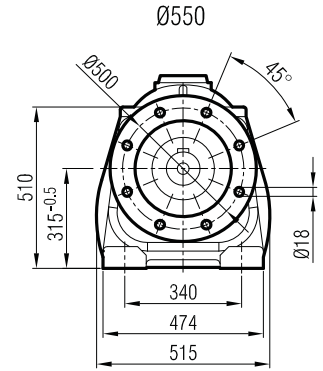
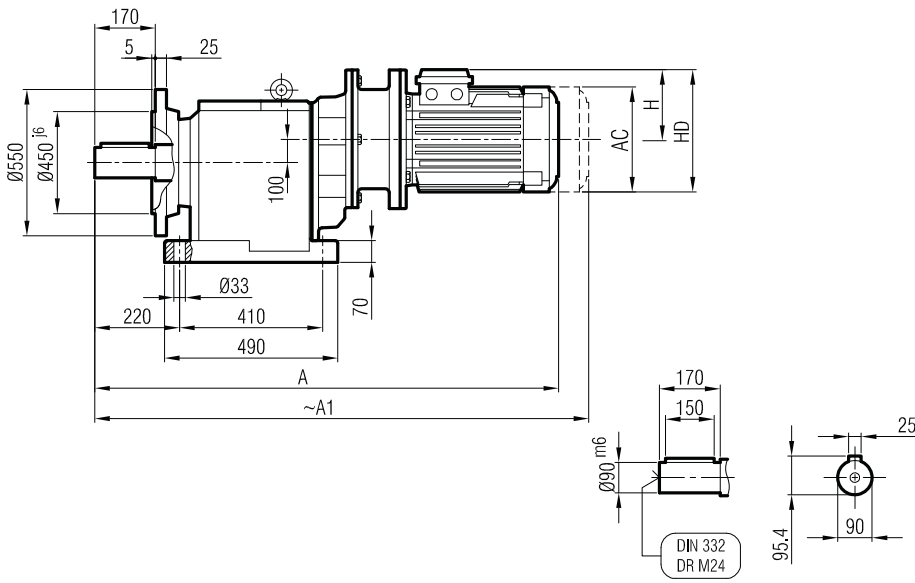
**İRFP 124**



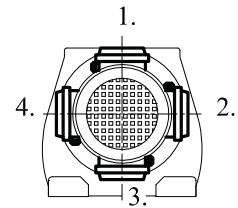
	A	Øp	Øf	ØD	s	k	m	n	Ød	l	t	u
100/B5	587	180	215	250	M12	57	15	5	28	60	31.3	8
112/B5	587	180	215	250	M12	57	15	5	28	60	31.3	8
132/B5	614	230	265	300	M12	84	17	6	38	80	41.3	10



**İRAFPM 124**



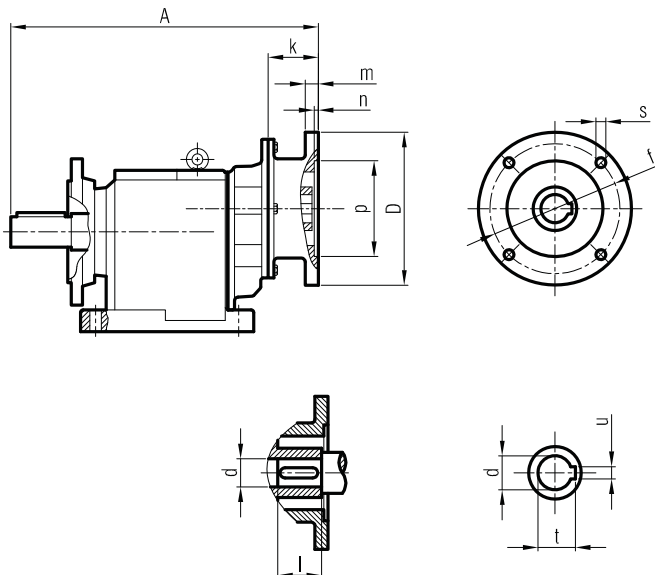
**Klemens Pozisyonları**  
Terminal Box Positions  
Klemmenkasten Positionen



	100/B5	112/B5	132 S/B5	132 M/B5	
A	1095	1115	1186	1224	
A <sub>1</sub>	1173	1198	1286	1324	
H	220	220	241	241	
HD	380	380	421	421	
AC	310	310	348	348	

"A<sub>1</sub>" Ölçüsü Frenli Motorlar içindir.  
Dimension "A<sub>1</sub>" is for motors with brake  
Le dimensions "A<sub>1</sub>" correspond aux moteurs  
équipés de freins.

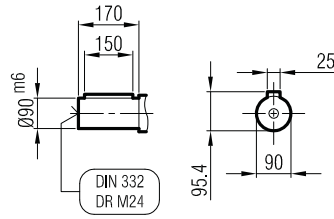
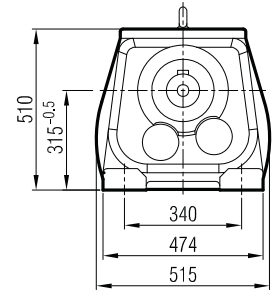
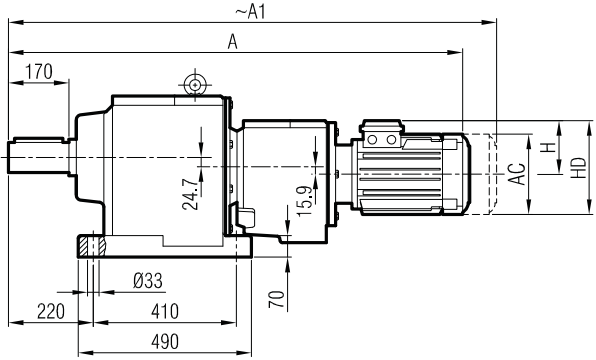
**İRAFPM 124**



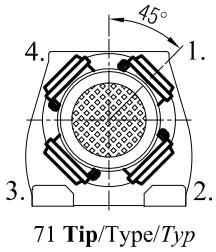
	A	Øp	Øf	ØD	s	k	m	n	Ød	l	t	u
100/B5	587	180	215	250	M12	57	15	5	28	60	31.3	8
112/B5	587	180	215	250	M12	57	15	5	28	60	31.3	8
132/B5	614	230	265	300	M12	84	17	6	38	80	41.3	10



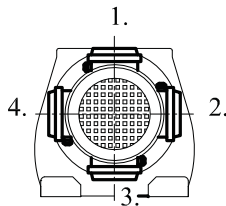
**İRAM 122 İR 73**  
**İRAM 123 İR 72 / İRAM 123 İR 73**



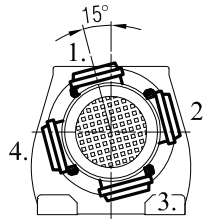
**Klemens Pozisyonları**  
Terminal Box Positions  
*Klemmenkasten Positionen*



71 Tip/Type/Typ



90-100-112  
Tip/Type/Typ

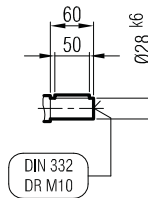
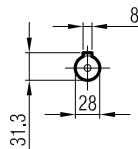
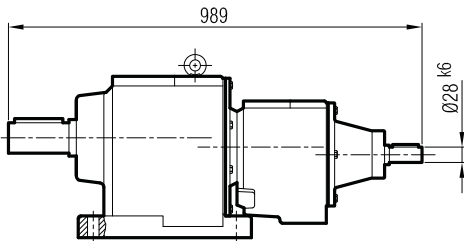


80 Tip/Type/Typ

	71	80	90 S	90 L	100	112
A	1027	1057	1087	1112	1153	1176
A <sub>1</sub>	1078	1126	1153	1178	1231	1259
H	111	118	126	126	134	145
HD	182	198	216	216	234	257
AC	138	156	176	176	194	218

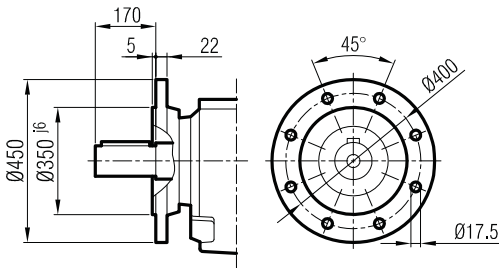
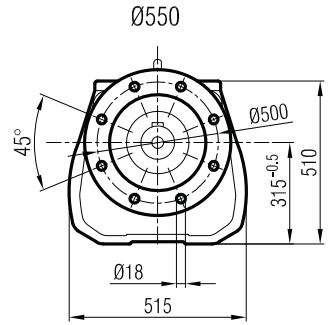
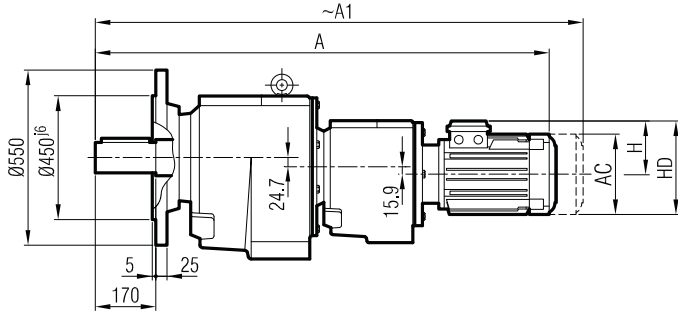
"A<sub>1</sub>" Ölçüsü Frenli Motorlar içindir.  
Dimension "A<sub>1</sub>" is for motors with brake  
Le dimensions "A<sub>1</sub>" correspond aux moteurs  
équipés de freins.

**İRA 122 İR 72 / İRA 122 İR 73**  
**İRA 123 İR 72 / İRA 123 İR 73**

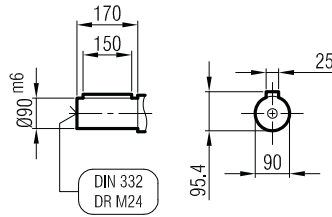




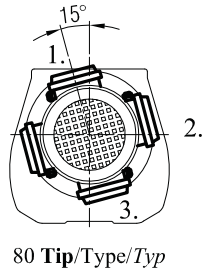
**İRFM 122 İR 73**  
**İRFM 123 İR 72 / İRFM 123 İR 73**



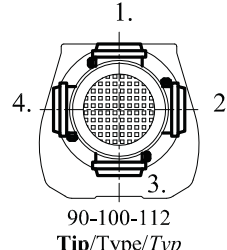
Ø450  
( Opsiyonel / Optional / Optional )



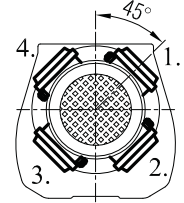
**Klemens Pozisyonları**  
Terminal Box Positions  
Klemmenkasten Positionen



80 Tip/Type/Typ



90-100-112  
Tip/Type/Typ

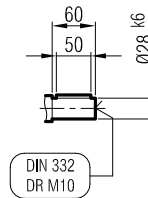
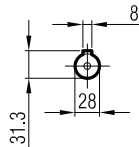
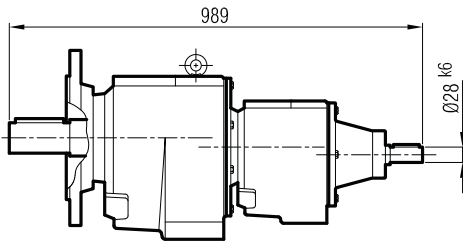


71 Tip/Type/Typ

	71	80	90 S	90 L	100	112
A	1027	1057	1087	1112	1153	1176
A1	1078	1126	1153	1178	1231	1259
H	111	118	126	126	134	145
HD	182	198	216	216	234	257
AC	138	156	176	176	194	218

"A1" Ölçüsü Frenli Motorlar içindir.  
Dimension "A1" is for motors with brake  
Le dimensions "A1" correspondent aux moteurs  
équipés de freins.

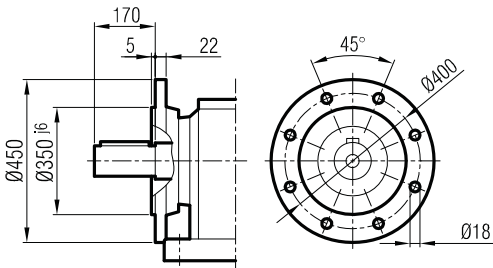
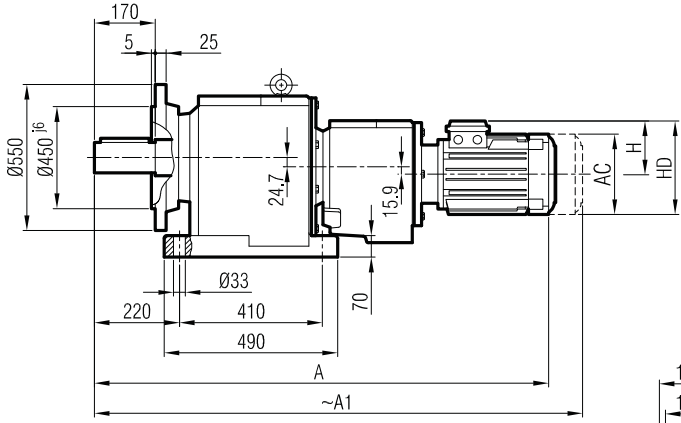
**İRF 122 İR 72 / İRF 122 İR 73**  
**İRF 123 İR 72 / İRF 123 İR 73**



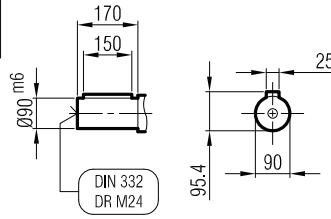




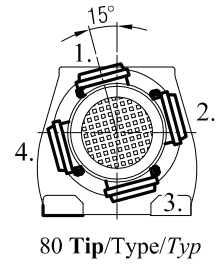
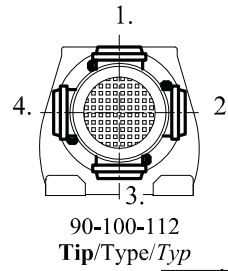
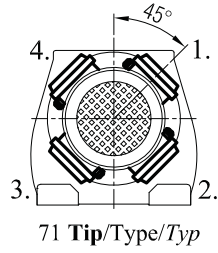
**İRAFM 122 İR 73**  
**İRAFM 123 İR 72 / İRAFM 123 İR 73**



Ø450  
( Opsiyonel / Optional / Optional )

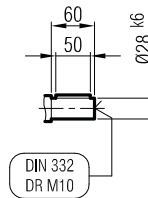
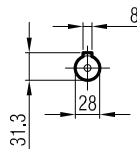
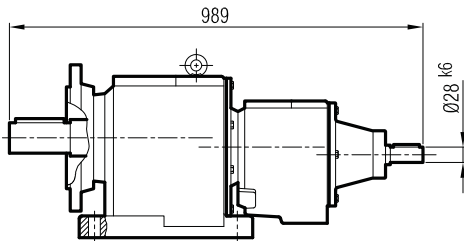


**Klemens Pozisyonları**  
Terminal Box Positions  
Klemmenkasten Positionen



	71	80	90 S	90 L	100	112
A	1027	1057	1087	1112	1153	1176
A <sub>1</sub>	1078	1126	1153	1178	1231	1259
H	111	118	126	126	134	145
HD	182	198	216	216	234	257
AC	138	156	176	176	194	218

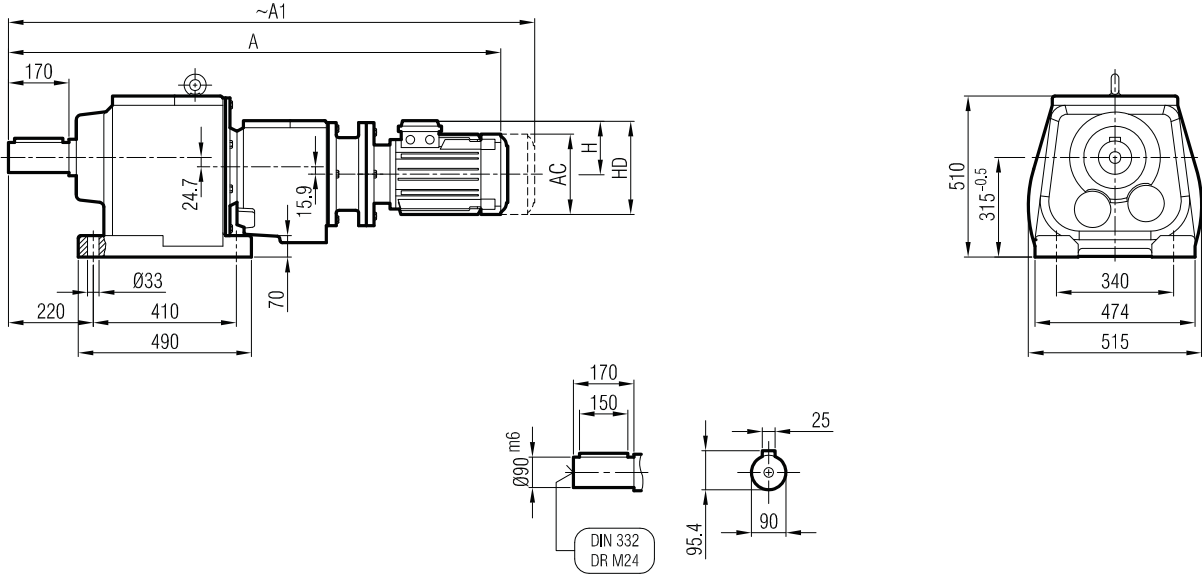
**İRAF 122 İR 72 / İRAF 122 İR 73**  
**İRAF 123 İR 72 / İRAF 123 İR 73**



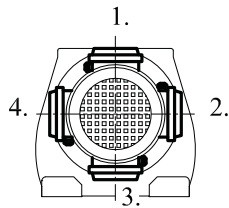
"A<sub>1</sub>" Ölçüsü Frenli Motorlar içindir.  
Dimension "A<sub>1</sub>" is for motors with brake  
Le dimensions "A<sub>1</sub>" correspond aux moteurs  
équipés de freins.



**İRAPM 122 İR 73**  
**İRAPM 123 İR 72 / İRAPM 123 İR 73**



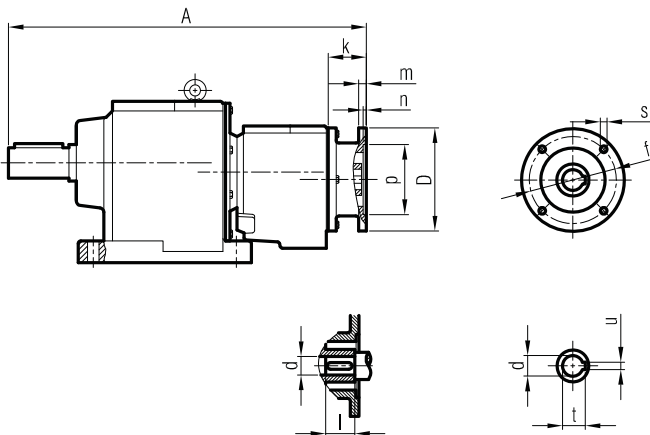
**Klemens Pozisyonları**  
Terminal Box Positions  
*Klemmenkasten Positionen*



	71/B5	80/B5	90 S/B5	90 L/B5	100/B5	112/B5
A	1103	1136	1151	1176	1213	1233
A <sub>1</sub>	1154	1205	1217	1242	1291	1316
H	111	118	126	126	134	145
HD	182	198	216	216	234	257
AC	138	156	176	176	194	218

**"A<sub>1</sub>" Ölçüsü Frenli Motorlar içindir.**  
Dimension "A<sub>1</sub>" is for motors with brake  
*Le dimensions "A<sub>1</sub>" correspond aux moteurs équipés de freins.*

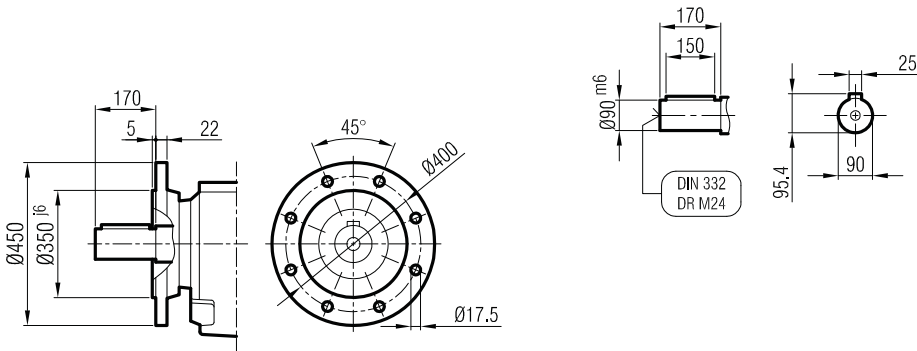
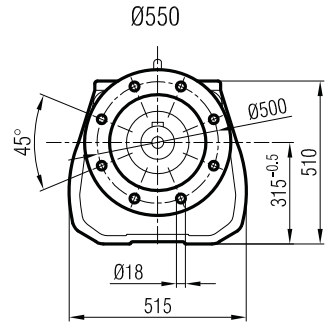
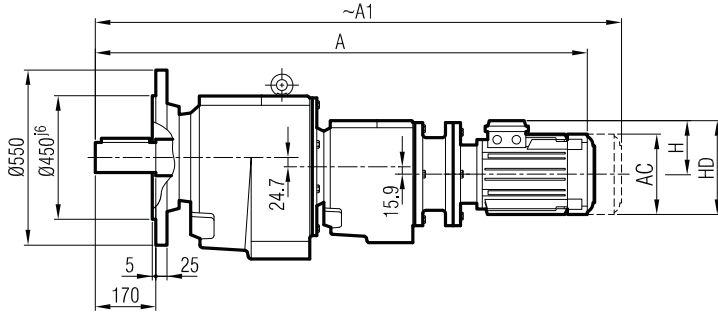
**İRAP 122 İR 72 / İRAP 122 İR 73**  
**İRAP 123 İR 72 / İRAP 123 İR 73**



	A	Øp	Øf	ØD	s	k	m	n	Ød	l	t	u
71/B5	880	110	130	160	M8	55	10	4	14	30	16.3	5
80/B5	892	130	165	200	M10	67	12	5	19	40	21.8	6
90/B5	892	130	165	200	M10	67	12	5	24	50	27.3	8
100/B5	897	180	215	250	M12	72	14	5	28	60	31.3	8
112/B5	897	180	215	250	M12	72	14	5	28	60	31.3	8

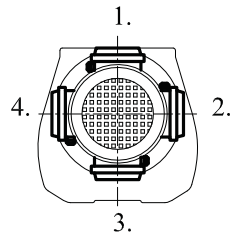


**İRFBM 122 İR 73**  
**İRFBM 123 İR 72 / İRFPM 123 İR 73**



Ø450  
( Opsiyonel / Optional / Optional )

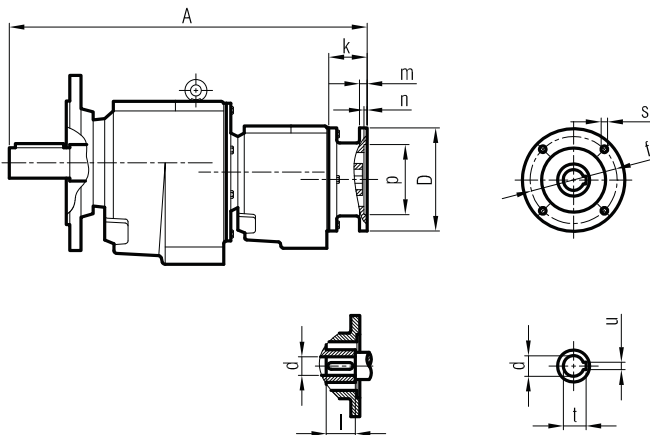
**Klemens Pozisyonları**  
Terminal Box Positions  
Klemmenkasten Positionen



	71/B5	80/B5	90 S/B5	90 L/B5	100/B5	112/B5
A	1103	1136	1151	1176	1213	1233
A <sub>1</sub>	1154	1205	1217	1242	1291	1316
H	111	118	126	126	134	145
HD	182	198	216	216	234	257
AC	138	156	176	176	194	218

"A<sub>1</sub>" Ölçüsü Frenli Motorlar içindir.  
Dimension "A<sub>1</sub>" is for motors with brake  
Le dimensions "A<sub>1</sub>" correspondent aux moteurs équipés de freins.

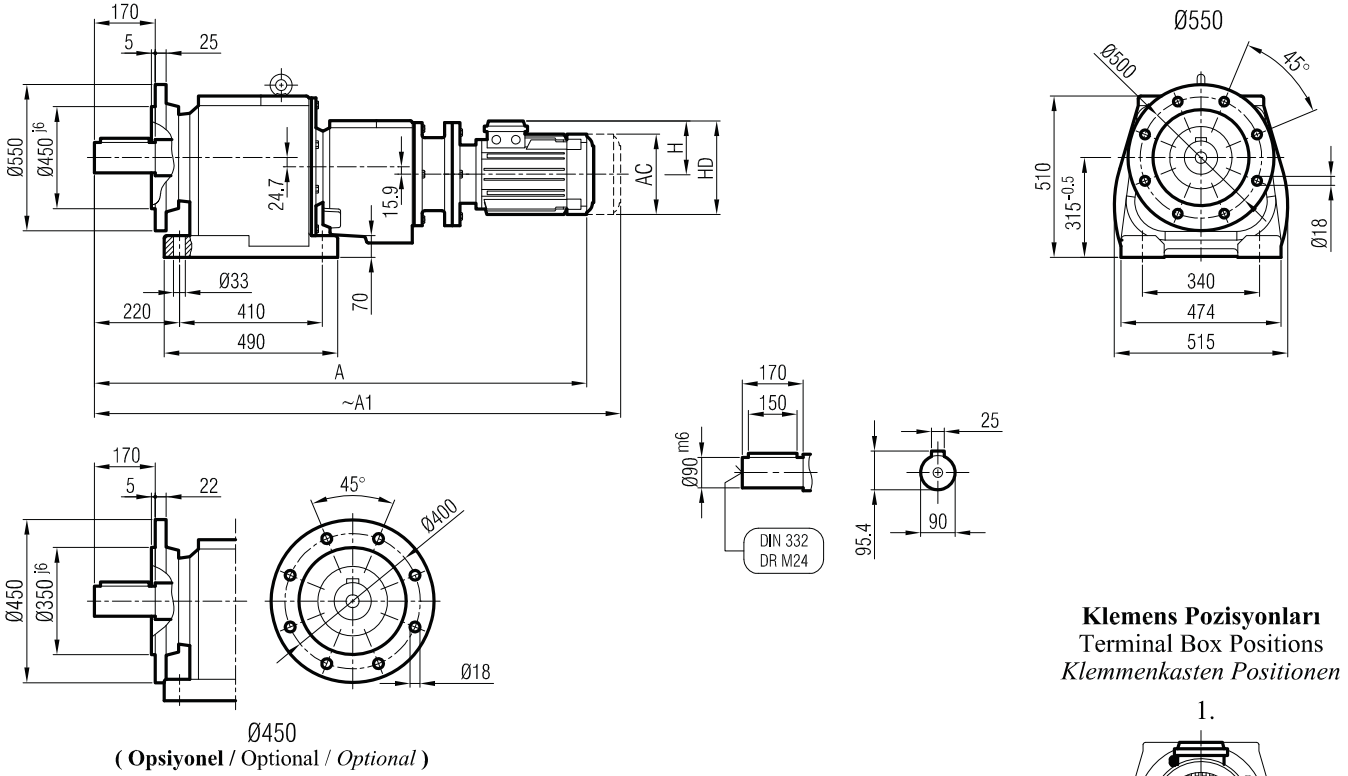
**İRFP 122 İR 72 / İRFP 122 İR 73**  
**İRFP 123 İR 72 / İRFP 123 İR 73**



	A	Øp	Øf	ØD	s	k	m	n	Ød	l	t	u
71/B5	880	110	130	160	M8	55	10	4	14	30	16.3	5
80/B5	892	130	165	200	M10	67	12	5	19	40	21.8	6
90/B5	892	130	165	200	M10	67	12	5	24	50	27.3	8
100/B5	897	180	215	250	M12	72	14	5	28	60	31.3	8
112/B5	897	180	215	250	M12	72	14	5	28	60	31.3	8



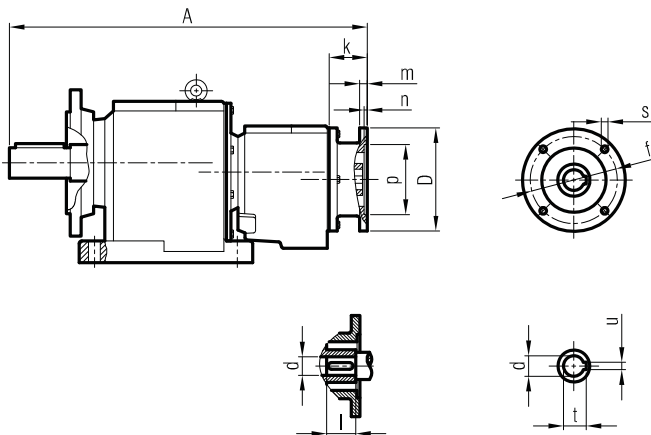
**İRAFPM 122 İR 73**  
**İRAFPM 123 İR 72 / İRAFPM 123 İR 73**



	71/B5	80/B5	90 S/B5	90 L/B5	100/B5	112/B5
A	1103	1136	1151	1176	1213	1233
A <sub>1</sub>	1154	1205	1217	1242	1291	1316
H	111	118	126	126	134	145
HD	182	198	216	216	234	257
AC	138	156	176	176	194	218

"A<sub>1</sub>" Ölçüsü Frenli Motorlar içindir.  
Dimension "A<sub>1</sub>" is for motors with brake  
Le dimensions "A<sub>1</sub>" correspond aux moteurs  
équipés de freins.

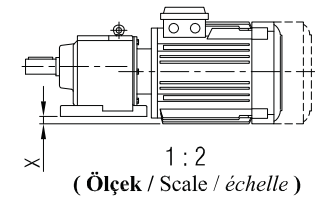
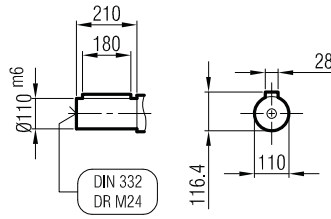
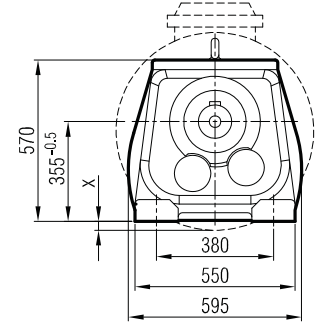
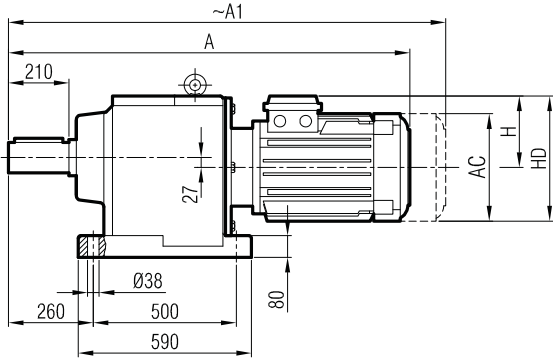
**İRAFP 122 İR 72 / İRAFP 122 İR 73**  
**İRAFP 123 İR 72 / İRAFP 123 İR 73**



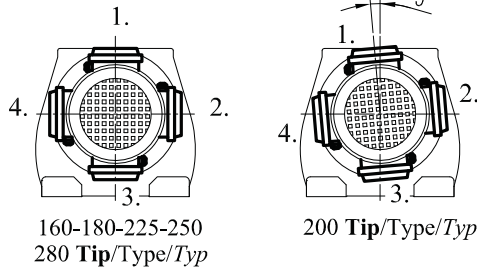
	A	Øp	Øf	ØD	s	k	m	n	Ød	l	t	u
71/B5	880	110	130	160	M8	55	10	4	14	30	16.3	5
80/B5	892	130	165	200	M10	67	12	5	19	40	21.8	6
90/B5	892	130	165	200	M10	67	12	5	24	50	27.3	8
100/B5	897	180	215	250	M12	72	14	5	28	60	31.3	8
112/B5	897	180	215	250	M12	72	14	5	28	60	31.3	8



**İRAM 142**  
**İRAM 143**



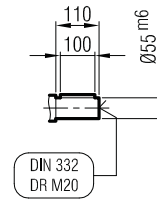
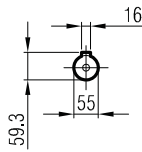
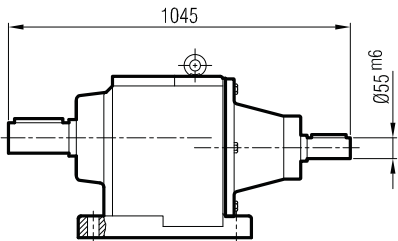
**Klemens Pozisyonları**  
Terminal Box Positions  
*Klemmenkasten Positionen*



	160 M	160 L	180 M	180 L	200	225 S	225 M	250 M	280 S	280 M
A	1206	1250	1266	1304	1355	1388	1413	1491	1552	1552
A <sub>1</sub>	1321	1365	1386	1424	1475	1508	1533	1611	1672	1752
H	220	220	241	241	277	285	285	322	350	350
HD	380	380	421	421	477	510	510	572	630	630
AC	310	310	348	348	390	434	434	480	544	544
X	-	-	-	-	-	-	-	-	-	-

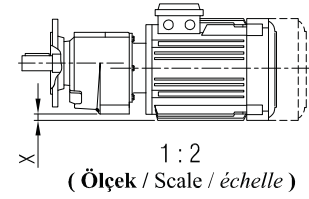
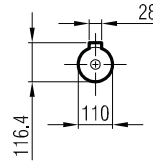
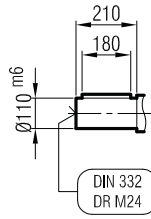
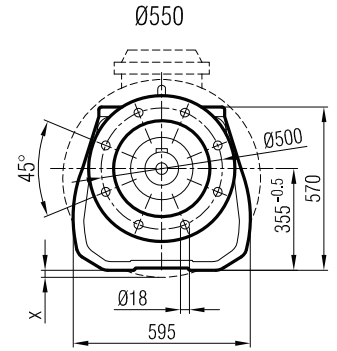
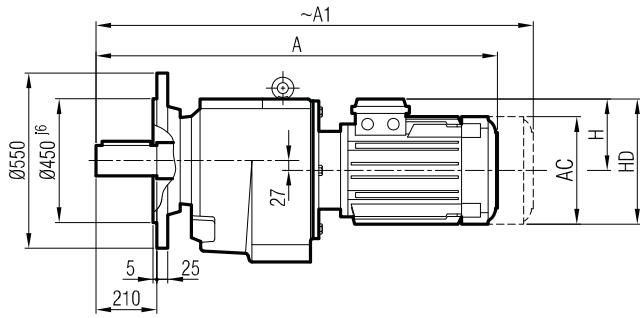
"A<sub>1</sub>" Ölçüsü Frenli Motorlar içindir.  
Dimension "A<sub>1</sub>" is for motors with brake  
*Le dimensions "A<sub>1</sub>" correspondent aux moteurs équipés de freins.*

**İRA 142**  
**İRA 143**

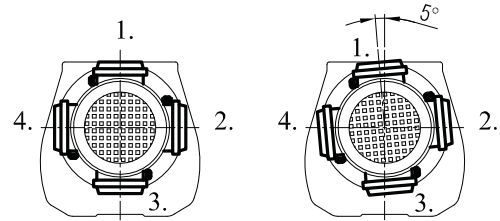




**İRFM 142**  
**İRFM 143**



**Klemens Pozisyonları**  
**Terminal Box Positions**  
**Klemmenkasten Positionen**

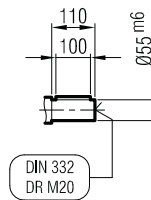
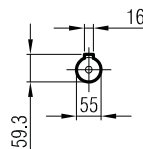
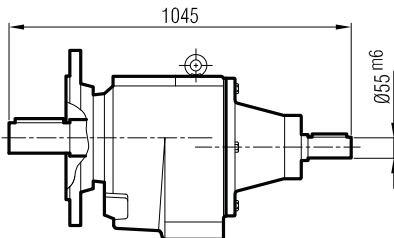


132-160-180-225-250  
280 Tip/Type/Typ

200 Tip/Type/Typ

	160 M	160 L	180 M	180 L	200	225 S	225 M	250 M	280 S	280 M
A	1206	1250	1266	1304	1355	1388	1413	1491	1552	1552
A <sub>1</sub>	1321	1365	1386	1424	1475	1508	1533	1611	1672	1752
H	220	220	241	241	277	285	285	322	350	350
HD	380	380	421	421	477	510	510	572	630	630
AC	310	310	348	348	390	434	434	480	544	544
x	-	-	-	-	-	-	-	-	-	-

**İRF 142**  
**İRF 143**



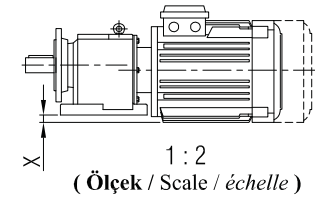
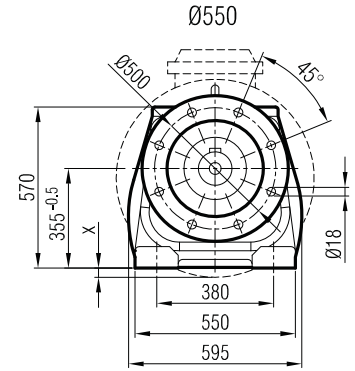
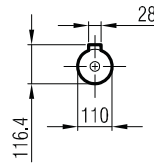
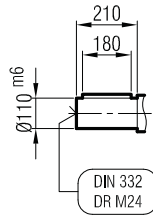
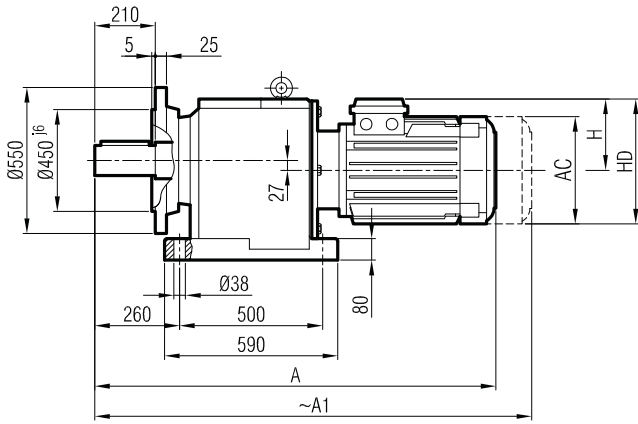
**"A<sub>1</sub>" Ölçüsü Frenli Motorlar içindir.**

Dimension "A<sub>1</sub>" is for motors with brake

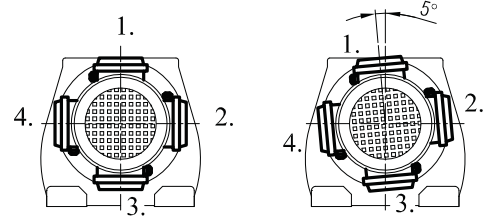
Le dimensions "A<sub>1</sub>" correspond aux moteurs équipés de freins.



**İRAFM 142**  
**İRAFM 143**



**Klemens Pozisyonları**  
**Terminal Box Positions**  
**Klemmenkasten Positionen**

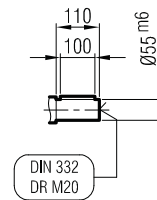
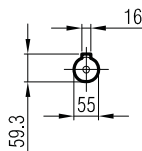
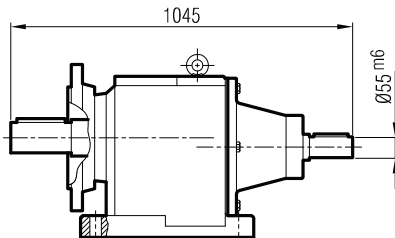


160-180-225-250  
280 Tip/Type/Typ

200 Tip/Type/Typ

	160 M	160 L	180 M	180 L	200	225 S	225 M	250 M	280 S	280 M
A	1206	1250	1266	1304	1355	1388	1413	1491	1552	1552
A <sub>1</sub>	1321	1365	1386	1424	1475	1508	1533	1611	1672	1752
H	220	220	241	241	277	285	285	322	350	350
HD	380	380	421	421	477	510	510	572	630	630
AC	310	310	348	348	390	434	434	480	544	544
X	-	-	-	-	-	-	-	-	-	-

**İRAF 142**  
**İRAF 143**



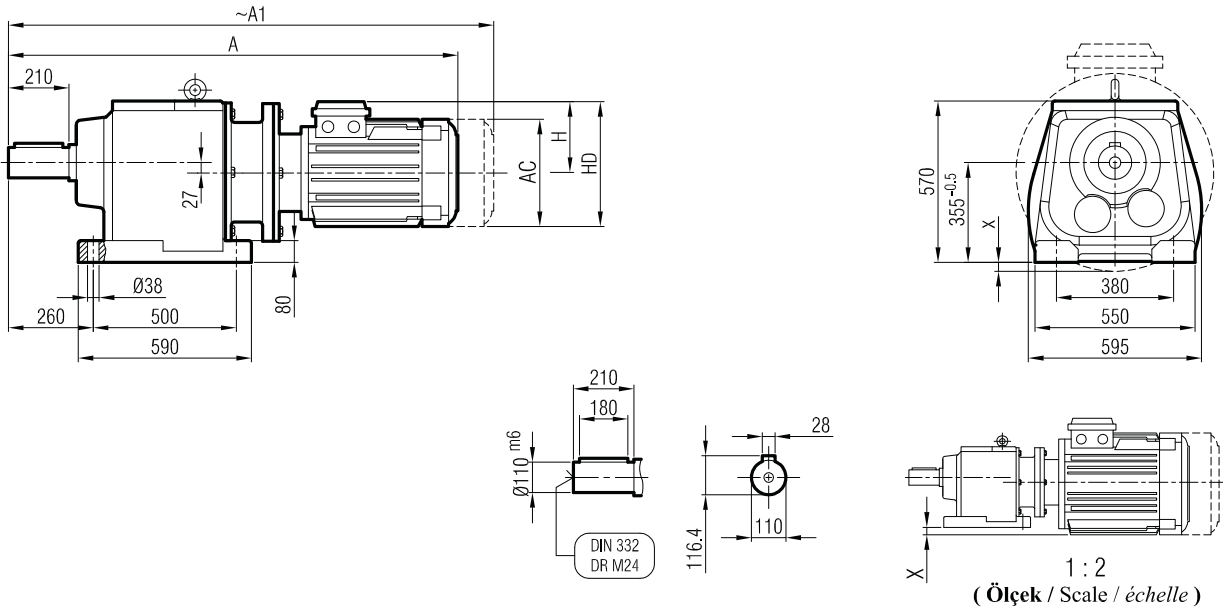
"A<sub>1</sub>" Ölçüsü Frenli Motorlar içindir.

Dimension "A<sub>1</sub>" is for motors with brake

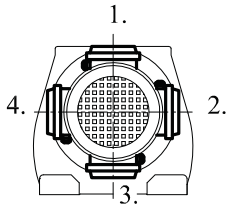
Le dimensions "A<sub>1</sub>" correspondent aux moteurs équipés de freins.



**İRAPM 142**  
**İRAPM 143**



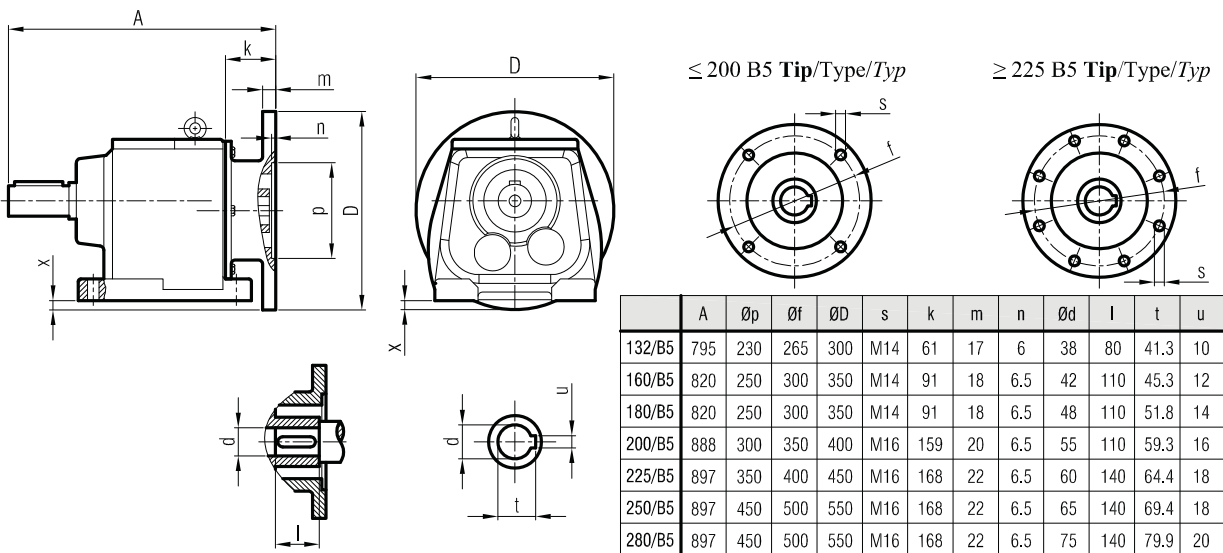
**Klemens Pozisyonları**  
Terminal Box Positions  
Klemmenkasten Positionen



	132 M/B5	160 M/B5	160 L/B5	180 M/B5	180 L/B5	200/B5	225 S/B5	225 M/B5	250/B5	280 S/B5	280 M/B5
A	1213	1310	1354	1367	1405	1525	1552	1577	1653	1715	1715
A <sub>1</sub>	1313	1425	1469	1487	1525	1645	1672	1697	1773	1835	1915
H	168	220	220	241	241	241	285	285	322	350	350
HD	300	380	380	421	421	421	510	510	572	630	630
AC	257	310	310	348	348	348	434	434	480	544	544
X	-	-	-	-	-	-	-	-	-	-	-

"A<sub>1</sub>" Ölçüsü Frenli Motorlar içindir.  
Dimension "A<sub>1</sub>" is for motors with brake  
Le dimensions "A<sub>1</sub>" correspondent aux moteurs équipés de freins.

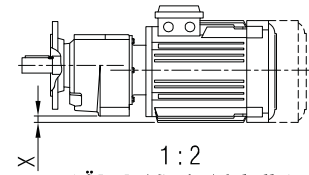
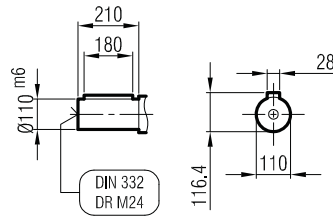
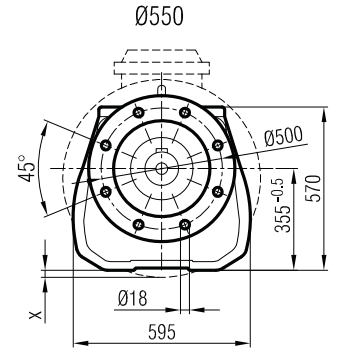
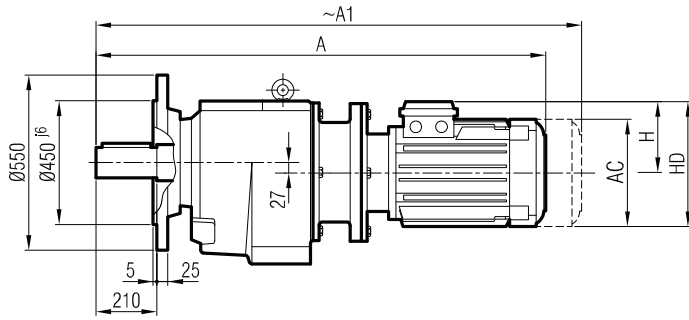
**İRAP 142**  
**İRAP 143**





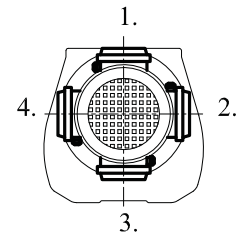


**İRFPM 142**  
**İRFPM 143**



1 : 2  
( Ölçek / Scale / échelle )

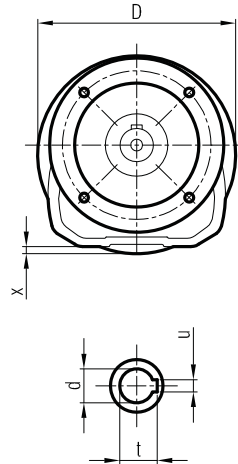
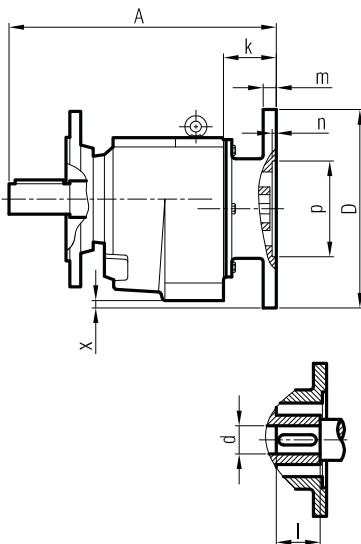
**Klemens Pozisyonları**  
**Terminal Box Positions**  
**Klemmenkasten Positionen**



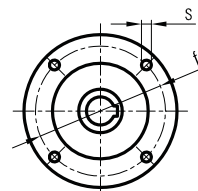
	132 M/B5	160 M/B5	160 L/B5	180 M/B5	180 L/B5	200/B5	225 S/B5	225 M/B5	250/B5	280 S/B5	280 M/B5
A	1213	1310	1354	1367	1405	1525	1552	1577	1653	1715	1715
A <sub>1</sub>	1313	1425	1469	1487	1525	1645	1672	1697	1773	1835	1915
H	168	220	220	241	241	241	285	285	322	350	350
HD	300	380	380	421	421	421	510	510	572	630	630
AC	257	310	310	348	348	348	434	434	480	544	544
x	-	-	-	-	-	-	-	-	-	-	-

**İRFP 142**  
**İRFP 143**

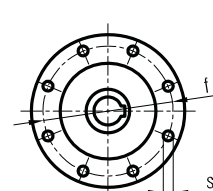
"A<sub>1</sub>" Ölçüsü Frenli Motorlar içindir.  
Dimension "A<sub>1</sub>" is for motors with brake  
Le dimensions "A<sub>1</sub>" correspondent aux moteurs équipés de freins.



≤ 200 B5 Tip/Type/Typ



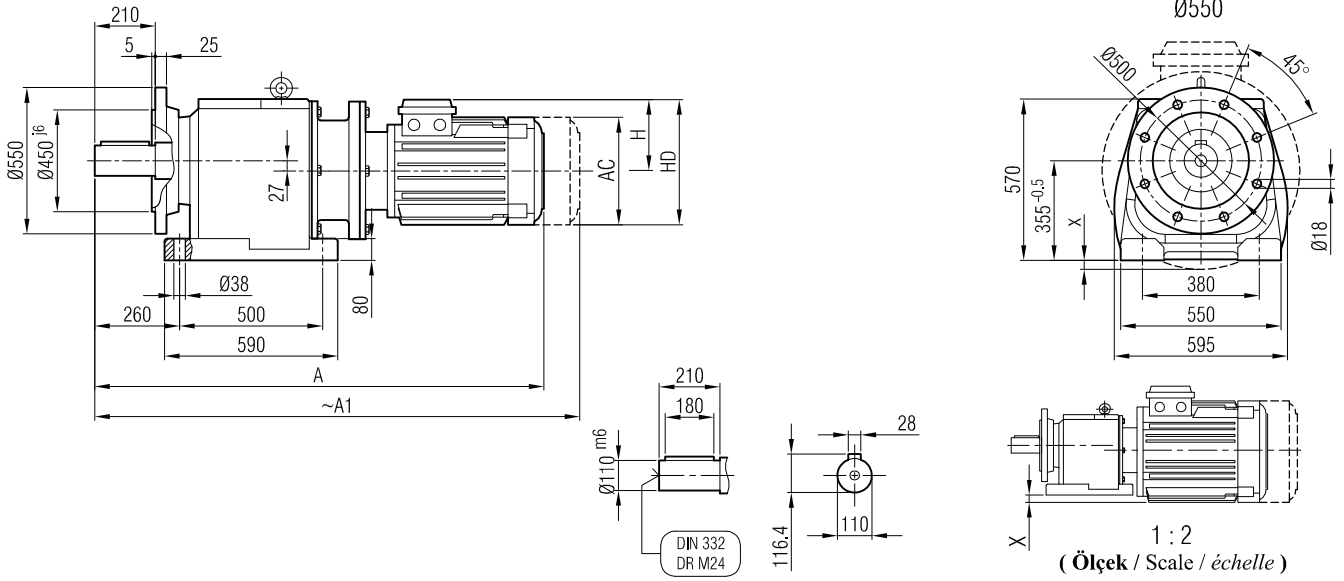
≥ 225 B5 Tip/Type/Typ



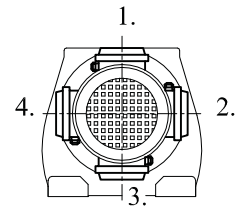
	A	Øp	Øf	ØD	s	k	m	n	Ød	l	t	u	x
132/B5	795	230	265	300	M14	61	17	6	38	80	41.3	10	-
160/B5	820	250	300	350	M14	91	18	6.5	42	110	45.3	12	-
180/B5	820	250	300	350	M14	91	18	6.5	48	110	51.8	14	-
200/B5	888	300	350	400	M16	159	20	6.5	55	110	59.3	16	-
225/B5	897	350	400	450	M16	168	22	6.5	60	140	64.4	18	-
250/B5	897	450	500	550	M16	168	22	6.5	65	140	69.4	18	-
280/B5	897	450	500	550	M16	168	22	6.5	75	140	79.9	20	-



**İRAFPM 142**  
**İRAFPM 143**



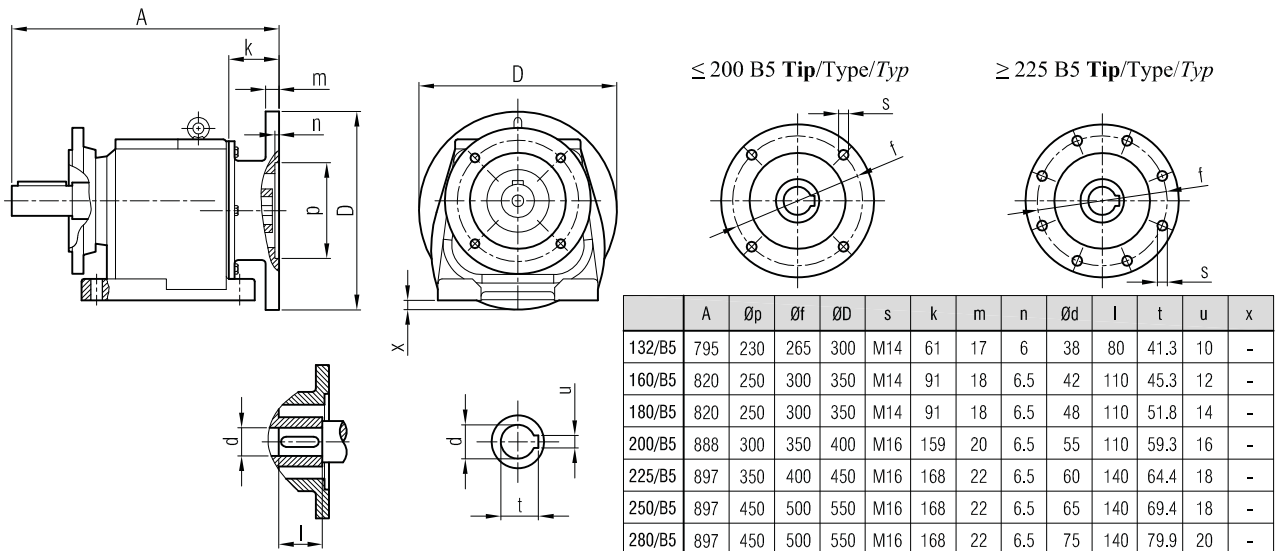
**Klemens Pozisyonları**  
Terminal Box Positions  
Klemmenkasten Positionen



	132 M/B5	160 M/B5	160 L/B5	180 M/B5	180 L/B5	200/B5	225 S/B5	225 M/B5	250/B5	280 S/B5	280 M/B5
A	1213	1310	1354	1367	1405	1525	1552	1577	1653	1715	1715
A <sub>1</sub>	1313	1425	1469	1487	1525	1645	1672	1697	1773	1835	1915
H	168	220	220	241	241	241	285	285	322	350	350
HD	300	380	380	421	421	421	510	510	572	630	630
AC	257	310	310	348	348	348	434	434	480	544	544
X	-	-	-	-	-	-	-	-	-	-	-

**İRAFPM 142**  
**İRAFPM 143**

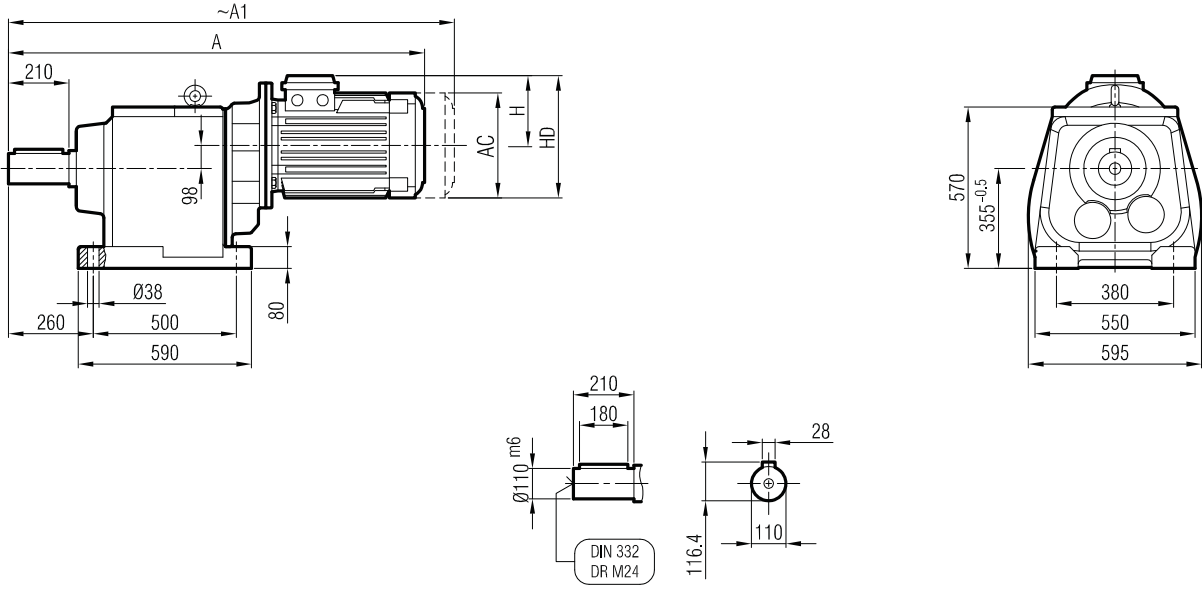
"A<sub>1</sub>" Ölçüsü Frenli Motorlar içindir.  
Dimension "A<sub>1</sub>" is for motors with brake  
Le dimensions "A<sub>1</sub>" correspondent aux moteurs équipés de freins.



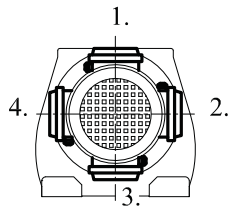
	A	Øp	Øf	ØD	s	k	m	n	Ød	l	t	u	x
132/B5	795	230	265	300	M14	61	17	6	38	80	41.3	10	-
160/B5	820	250	300	350	M14	91	18	6.5	42	110	45.3	12	-
180/B5	820	250	300	350	M14	91	18	6.5	48	110	51.8	14	-
200/B5	888	300	350	400	M16	159	20	6.5	55	110	59.3	16	-
225/B5	897	350	400	450	M16	168	22	6.5	60	140	64.4	18	-
250/B5	897	450	500	550	M16	168	22	6.5	65	140	69.4	18	-
280/B5	897	450	500	550	M16	168	22	6.5	75	140	79.9	20	-



**İRAM 144**



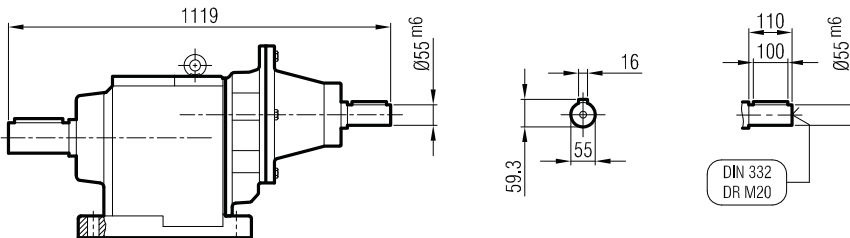
**Klemens Pozisyonları**  
Terminal Box Positions  
*Klemmenkasten Positionen*



	100	112	132 S	132 M	160 M		
A	1160	1180	1221	1259	1331		
A <sub>1</sub>	1238	1263	1321	1359	1446		
H	134	145	168	168	220		
HD	234	257	300	300	380		
AC	194	218	257	257	310		

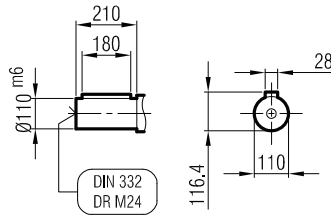
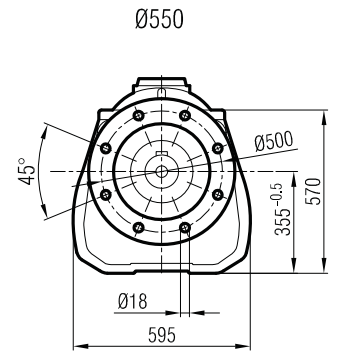
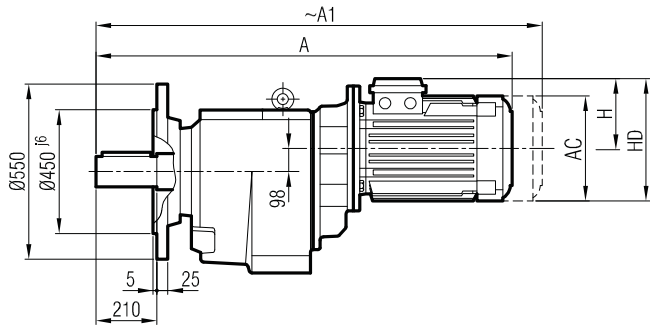
**"A<sub>1</sub>" Ölçüsü Frenli Motorlar içindir.**  
Dimension "A<sub>1</sub>" is for motors with brake  
*Le dimensions "A<sub>1</sub>" correspond aux moteurs équipés de freins.*

**İRA 144**

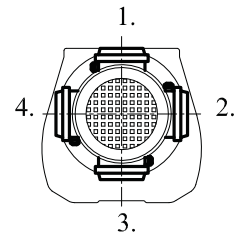




**İRFM 144**



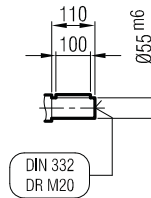
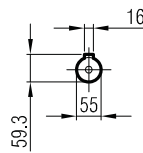
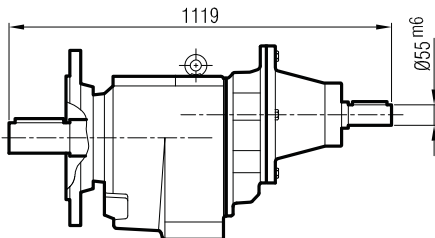
**Klemens Pozisyonları**  
Terminal Box Positions  
Klemmenkasten Positionen



	100	112	132 S	132 M	160 M		
A	1160	1180	1221	1259	1331		
A1	1238	1263	1321	1359	1446		
H	134	145	168	168	220		
HD	234	257	300	300	380		
AC	194	218	257	257	310		

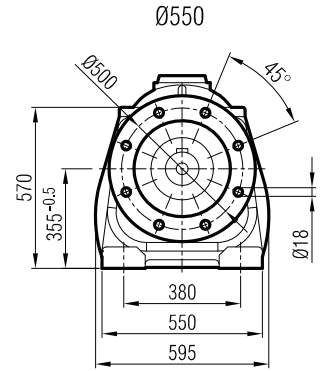
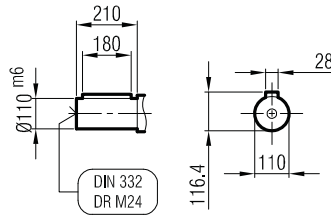
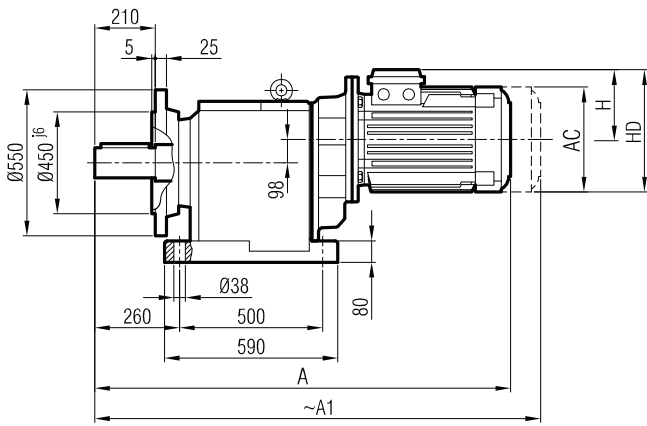
**"A1" Ölçüsü Frenli Motorlar içindir.**  
Dimension "A1" is for motors with brake  
Le dimensions "A1" correspond aux moteurs  
équipés de freins.

**İRF 144**

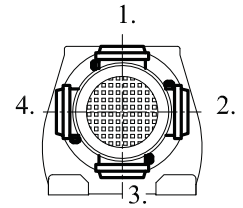




**İRAFM 144**



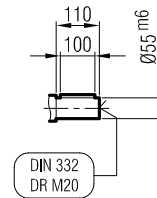
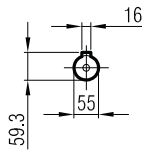
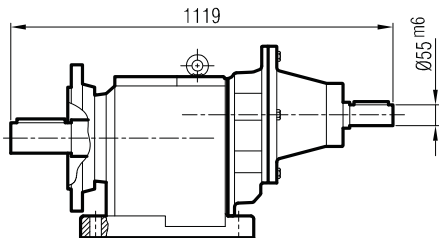
**Klemens Pozisyonları**  
Terminal Box Positions  
Klemmenkasten Positionen



	100	112	132 S	132 M	160 M		
A	1160	1180	1221	1259	1331		
A <sub>1</sub>	1238	1263	1321	1359	1446		
H	134	145	168	168	220		
HD	234	257	300	300	380		
AC	194	218	257	257	310		

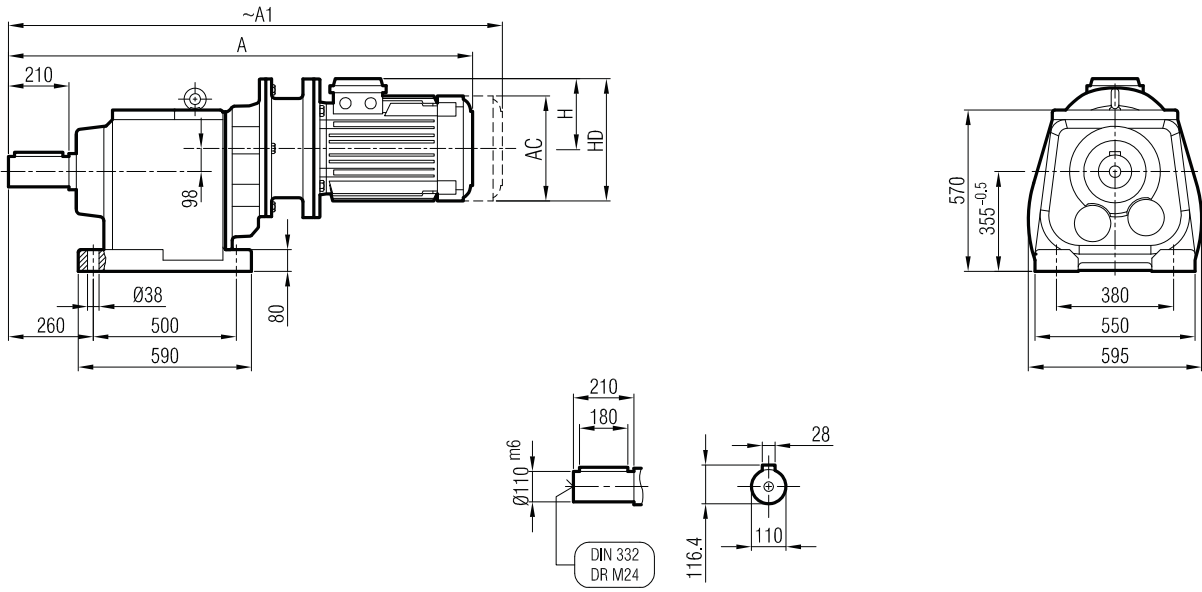
"A<sub>1</sub>" Ölçüsü Frenli Motorlar içindir.  
Dimension "A<sub>1</sub>" is for motors with brake  
Le dimensions "A<sub>1</sub>" correspond aux moteurs  
équipés de freins.

**İRAF 144**

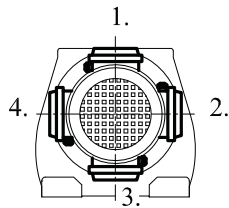




**İRAPM 144**



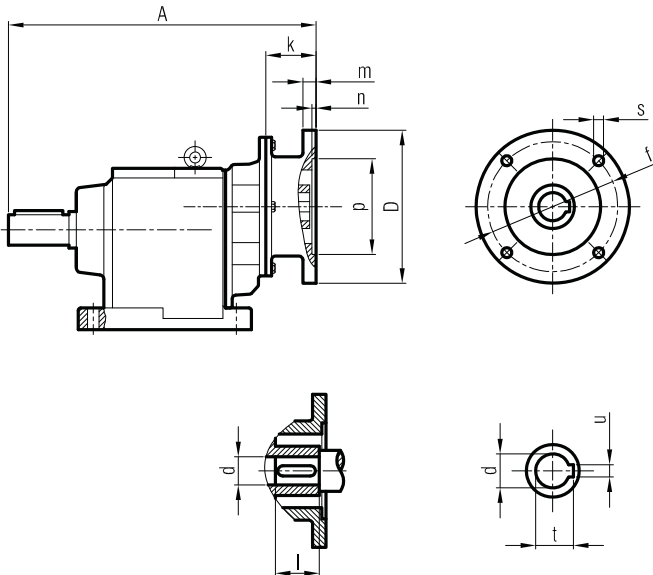
**Klemens Pozisyonları**  
Terminal Box Positions  
*Klemmenkasten Positionen*



	100/B5	112/B5	132 S/B5	132 M/B5	160 M/B5
A	1222	1242	1313	1351	1430
A <sub>1</sub>	1300	1325	1413	1451	1545
H	220	220	241	241	241
HD	380	380	421	421	421
AC	310	310	348	348	348

**"A<sub>1</sub>" Ölçüsü Frenli Motorlar içindir.**  
Dimension "A<sub>1</sub>" is for motors with brake  
*Le dimensions "A<sub>1</sub>" correspond aux moteurs équipés de freins.*

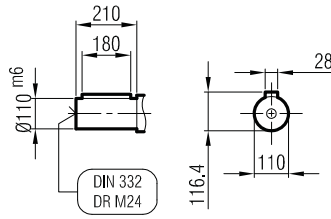
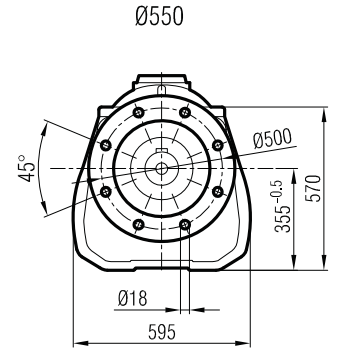
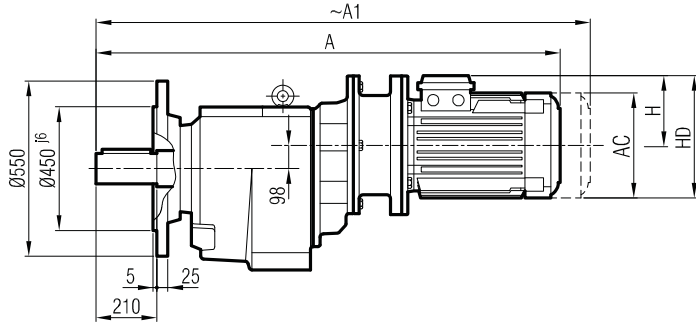
**İRAP 144**



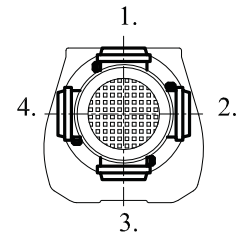
	A	Øp	Øf	ØD	s	k	m	n	Ød	l	t	u
100/B5	587	180	215	250	M12	57	15	5	28	60	31.3	8
112/B5	587	180	215	250	M12	57	15	5	28	60	31.3	8
132/B5	614	230	265	300	M12	84	17	6	38	80	41.3	10
160/B5	621	250	300	350	M14	91	18	6.5	42	110	45.3	12



**İRFPM 144**



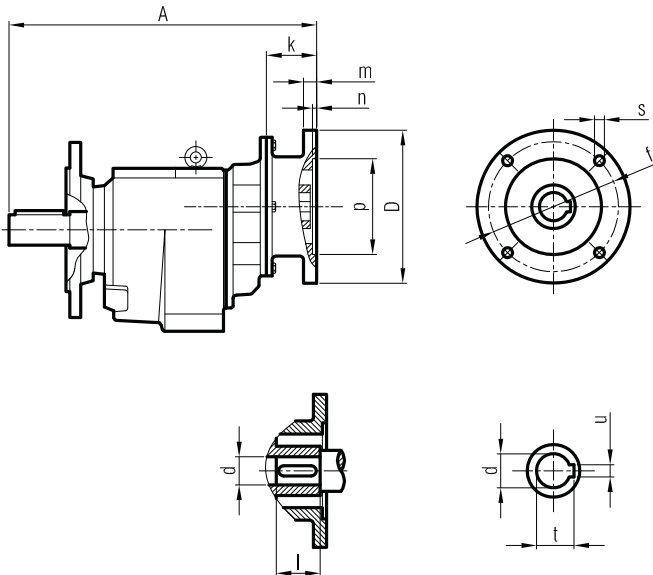
**Klemens Pozisyonları**  
Terminal Box Positions  
Klemmenkasten Positionen



	100/B5	112/B5	132 S/B5	132 M/B5	160 M/B5
A	1222	1242	1313	1351	1430
A <sub>1</sub>	1300	1325	1413	1451	1545
H	220	220	241	241	241
HD	380	380	421	421	421
AC	310	310	348	348	348

"A<sub>1</sub>" Ölçüsü Frenli Motorlar içindir.  
Dimension "A<sub>1</sub>" is for motors with brake  
Le dimensions "A<sub>1</sub>" correspond aux moteurs équipés de freins.

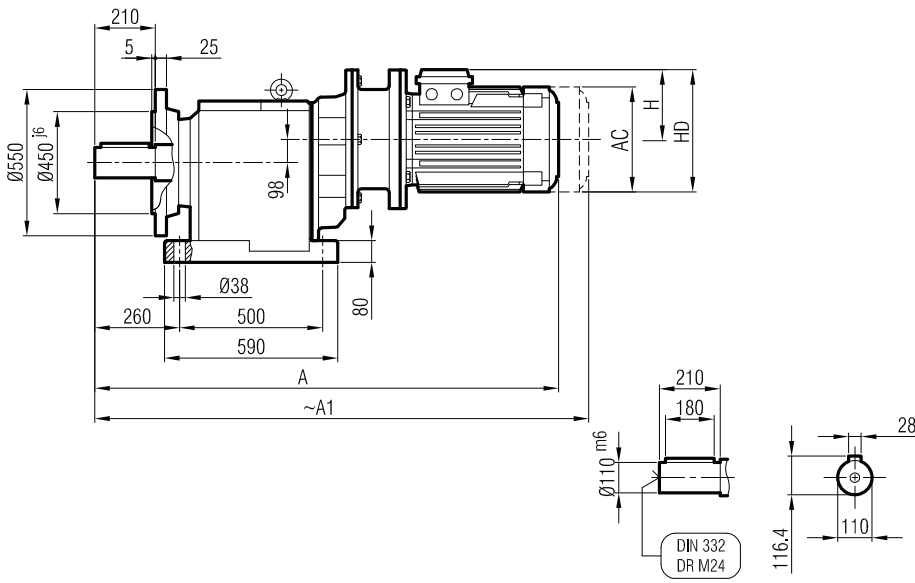
**İRFP 144**



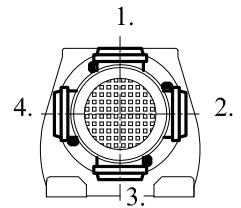
	A	Øp	Øf	ØD	s	k	m	n	Ød	l	t	u
100/B5	587	180	215	250	M12	57	15	5	28	60	31.3	8
112/B5	587	180	215	250	M12	57	15	5	28	60	31.3	8
132/B5	614	230	265	300	M12	84	17	6	38	80	41.3	10
160/B5	621	250	300	350	M14	91	18	6.5	42	110	45.3	12



**İRAFPM 144**



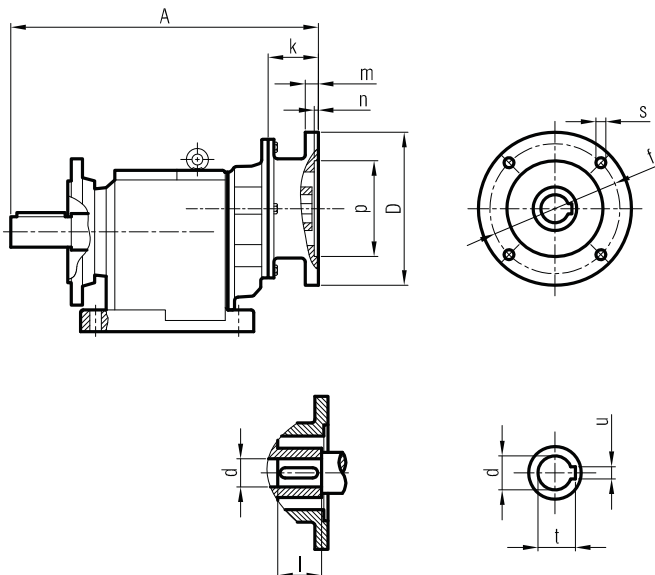
**Klemens Pozisyonları**  
Terminal Box Positions  
Klemmenkasten Positionen



	100/B5	112/B5	132 S/B5	132 M/B5	160 M/B5
A	1222	1242	1313	1351	1430
A <sub>1</sub>	1300	1325	1413	1451	1545
H	220	220	241	241	241
HD	380	380	421	421	421
AC	310	310	348	348	348

"A<sub>1</sub>" Ölçüsü Frenli Motorlar içindir.  
Dimension "A<sub>1</sub>" is for motors with brake  
Le dimensions "A<sub>1</sub>" correspond aux moteurs  
équipés de freins.

**İRAFPM 144**

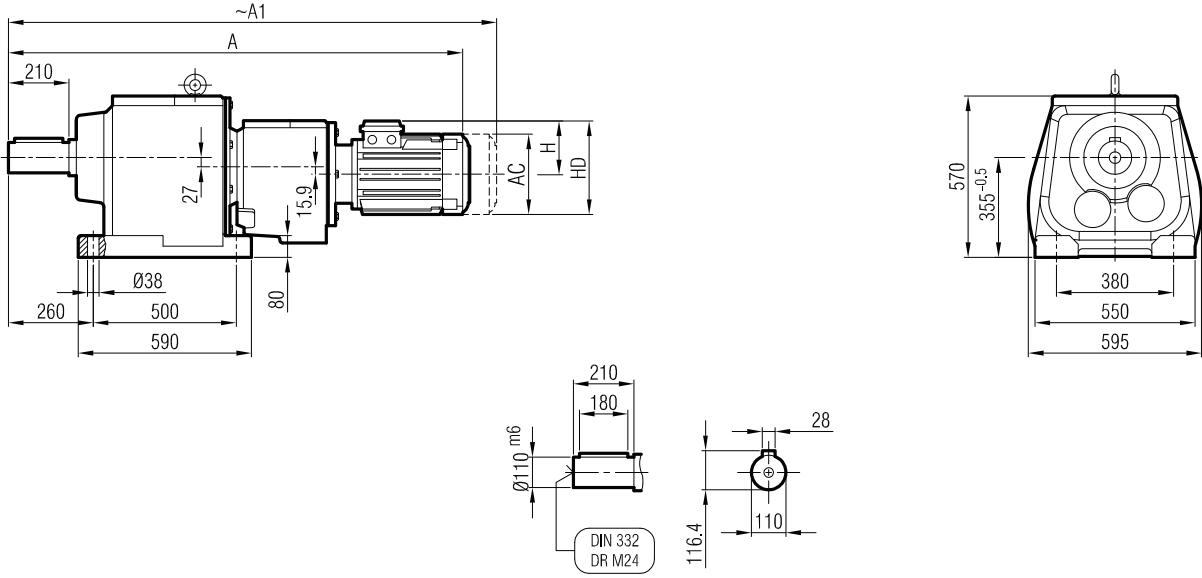


	A	Øp	Øf	ØD	s	k	m	n	Ød	l	t	u
100/B5	587	180	215	250	M12	57	15	5	28	60	31.3	8
112/B5	587	180	215	250	M12	57	15	5	28	60	31.3	8
132/B5	614	230	265	300	M12	84	17	6	38	80	41.3	10
160/B5	621	250	300	350	M14	91	18	6.5	42	110	45.3	12

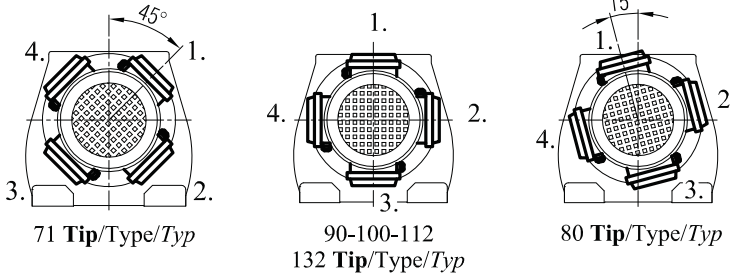




**İRAM 143 İR 72**  
**İRAM 143 İR 73**



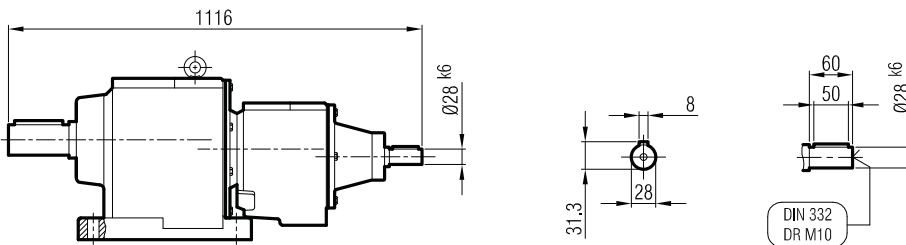
**Klemens Pozisyonları**  
Terminal Box Positions  
*Klemmenkasten Positionen*



	71	80	90 S	90 L	100	112	132 S
A	1154	1184	1214	1239	1280	1303	1365
A <sub>1</sub>	1205	1253	1280	1305	1358	1386	1465
H	111	118	126	126	134	145	168
HD	182	198	216	216	234	257	300
AC	138	156	176	176	194	218	257

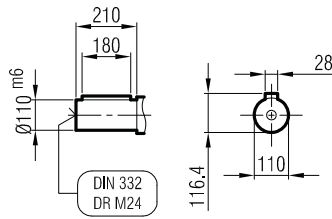
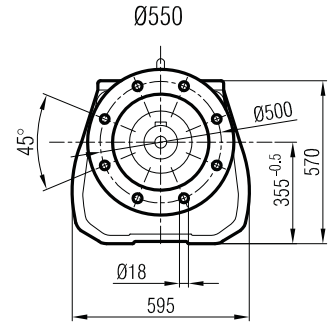
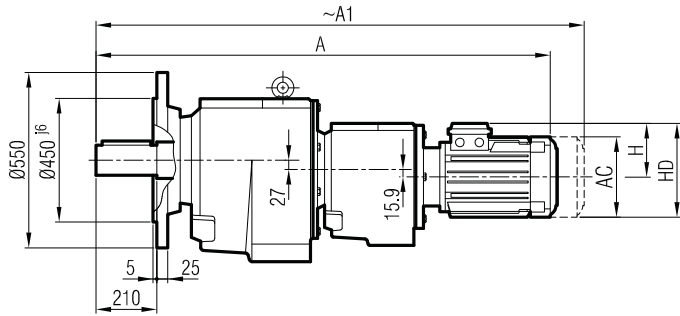
"A<sub>1</sub>" Ölçüsü Frenli Motorlar içindir.  
Dimension "A<sub>1</sub>" is for motors with brake  
Le dimensions "A<sub>1</sub>" correspond aux moteurs  
équipés de freins.

**İRA 142 İR 72 / İRA 142 İR 73**  
**İRA 143 İR 72 / İRA 143 İR 73**

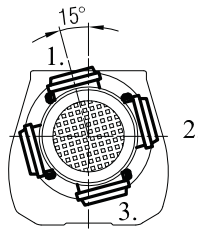




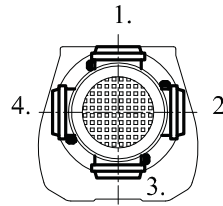
**İRFM 143 İR 72**  
**İRFM 143 İR 73**



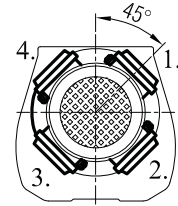
**Klemens Pozisyonları**  
Terminal Box Positions  
Klemmenkasten Positionen



80 Tip/Type/Typ



90-100-112  
132 Tip/Type/Typ

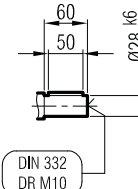
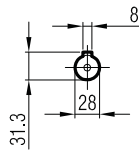
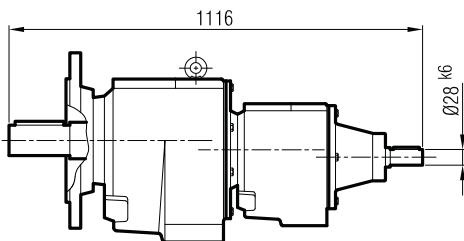


71 Tip/Type/Typ

	71	80	90 S	90 L	100	112	132 S
A	1154	1184	1214	1239	1280	1303	1365
A <sub>1</sub>	1205	1253	1280	1305	1358	1386	1465
H	111	118	126	126	134	145	168
HD	182	198	216	216	234	257	300
AC	138	156	176	176	194	218	257

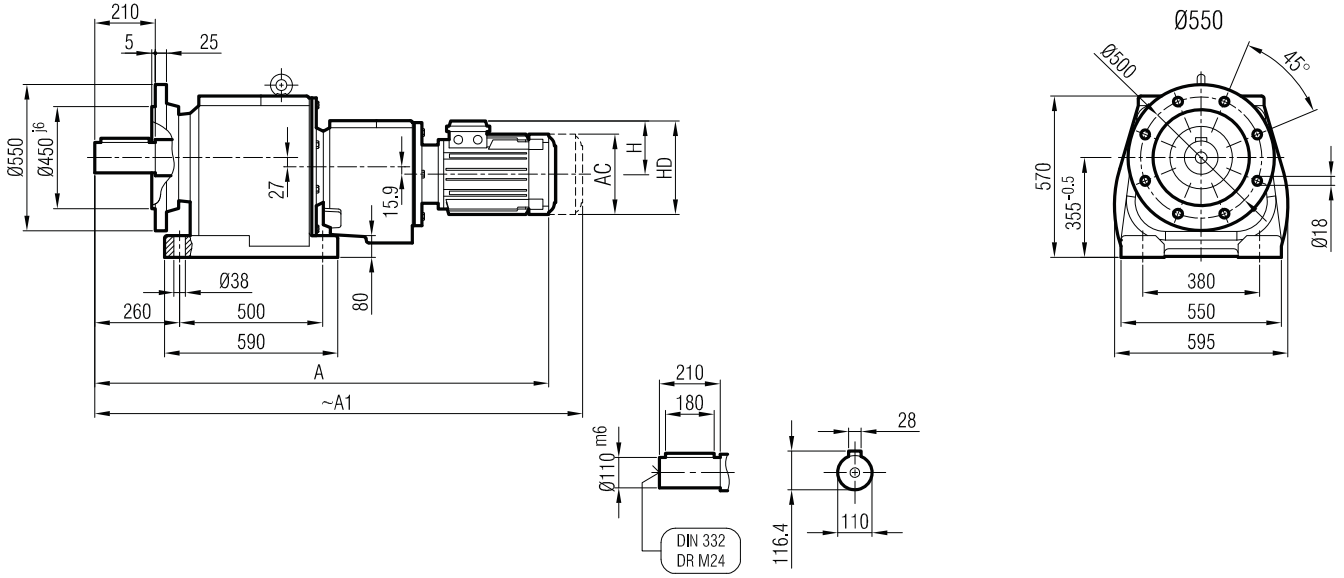
**"A<sub>1</sub>" Ölçüsü Frenli Motorlar içindir.**  
Dimension "A<sub>1</sub>" is for motors with brake  
Le dimensions "A<sub>1</sub>" correspondent aux moteurs  
équipés de freins.

**İRF 142 İR 72 / İRF 143 İR 73**  
**İRF 143 İR 72 / İRF 143 İR 73**

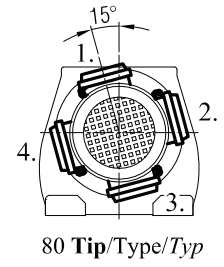
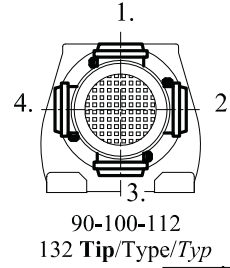
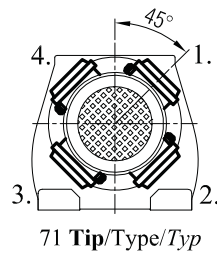




**İRAFM 143 İR 72**  
**İRAFM 143 İR 73**

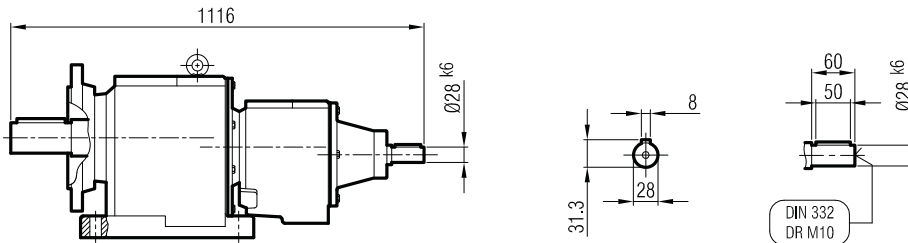


**Klemens Pozisyonları**  
Terminal Box Positions  
Klemmenkasten Positionen



	71	80	90 S	90 L	100	112	132 S
A	1154	1184	1214	1239	1280	1303	1365
A <sub>1</sub>	1205	1253	1280	1305	1358	1386	1465
H	111	118	126	126	134	145	168
HD	182	198	216	216	234	257	300
AC	138	156	176	176	194	218	257

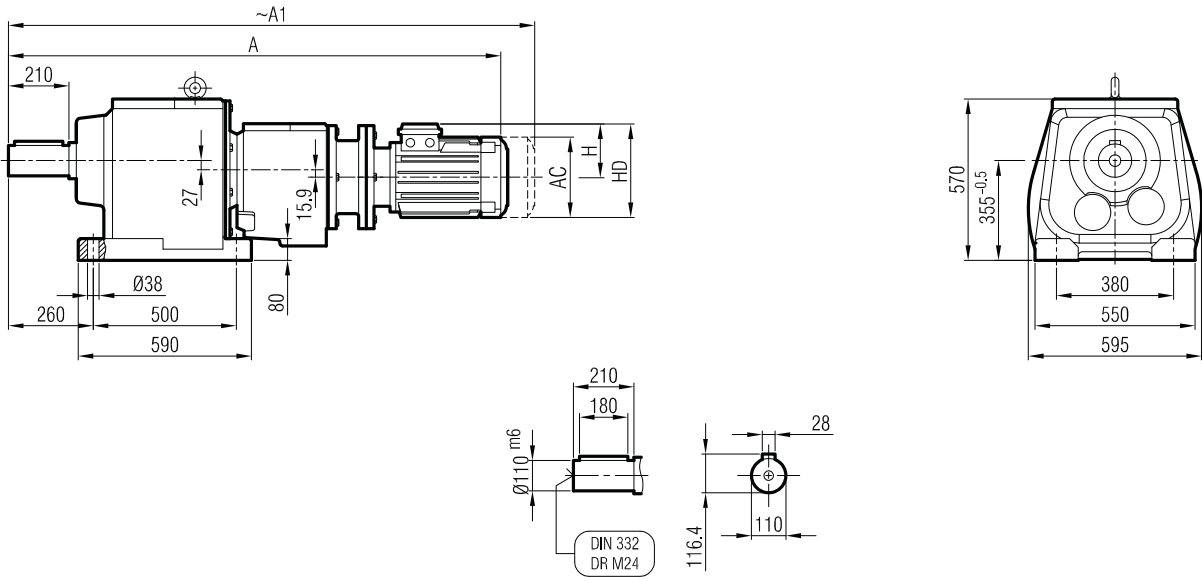
**İRAF 142 İR 72 / İRAF 142 İR 73**  
**İRAF 143 İR 72 / İRAF 143 İR 73**



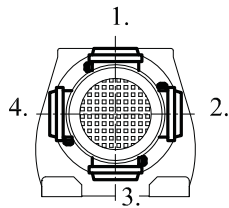
"A<sub>1</sub>" Ölçüsü Frenli Motorlar içindir.  
Dimension "A<sub>1</sub>" is for motors with brake  
Le dimensions "A<sub>1</sub>" correspond aux moteurs  
équipés de freins.



**İRAPM 143 İR 72**  
**İRAPM 143 İR 73**



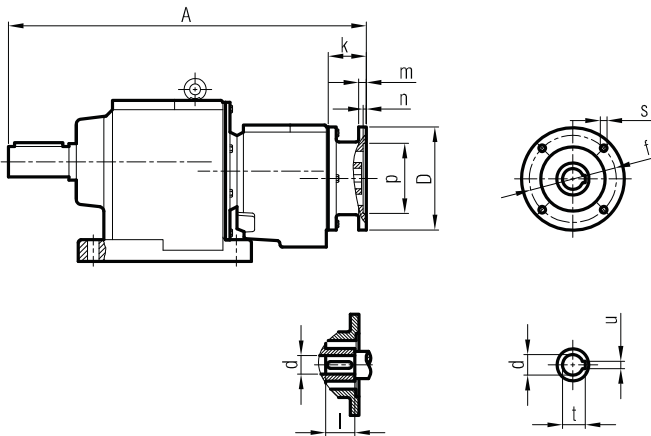
**Klemens Pozisyonları**  
Terminal Box Positions  
*Klemmenkasten Positionen*



	71/B5	80/B5	90 S/B5	90 L/B5	100/B5	112/B5	132 S/B5
A	1230	1263	1278	1303	1340	1360	1428
A <sub>1</sub>	1281	1332	1344	1369	1418	1443	1528
H	111	118	126	126	134	145	168
HD	182	198	216	216	234	257	300
AC	138	156	176	176	194	218	257

"A<sub>1</sub>" Ölçüsü Frenli Motorlar içindir.  
Dimension "A<sub>1</sub>" is for motors with brake  
*Le dimensions "A<sub>1</sub>" correspond aux moteurs équipés de freins.*

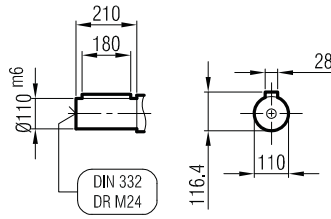
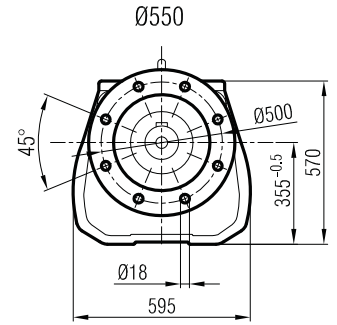
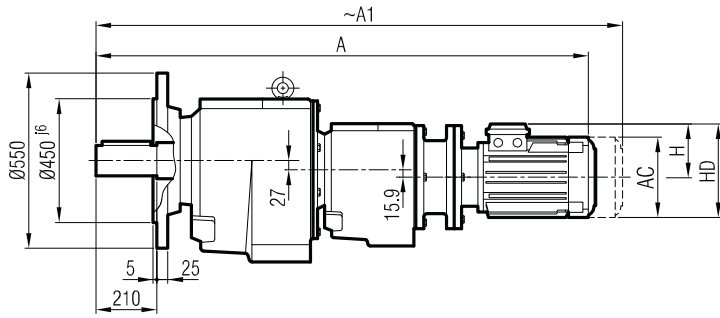
**İRAP 142 İR 72 / İRAP 142 İR 73**  
**İRAP 143 İR 72 / İRAP 143 İR 73**



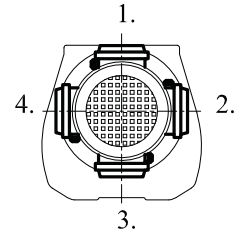
	A	Øp	Øf	ØD	s	k	m	n	Ød	l	t	u
71/B5	1007	110	130	160	M8	55	10	4	14	30	16.3	5
80/B5	1019	130	165	200	M10	67	12	5	19	40	21.8	6
90/B5	1019	130	165	200	M10	67	12	5	24	50	27.3	8
100/B5	1024	180	215	250	M12	72	14	5	28	60	31.3	8
112/B5	1024	180	215	250	M12	72	14	5	28	60	31.3	8
132/B5	1048	230	265	300	M12	96	17	5	38	80	41.3	10



**İRFPM 143 İR 72**  
**İRFPM 143 İR 73**



**Klemens Pozisyonları**  
**Terminal Box Positions**  
**Klemmenkasten Positionen**




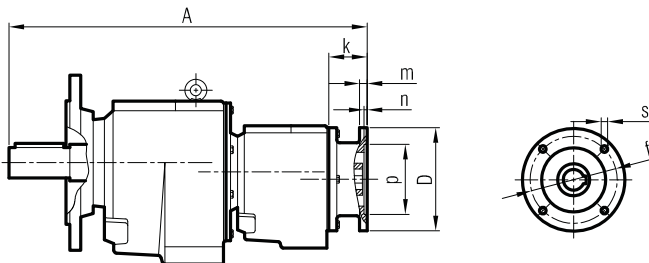
	71/B5	80/B5	90 S/B5	90 L/B5	100/B5	112/B5	132 S/B5
A	1230	1263	1278	1303	1340	1360	1428
A <sub>1</sub>	1281	1332	1344	1369	1418	1443	1528
H	111	118	126	126	134	145	168
HD	182	198	216	216	234	257	300
AC	138	156	176	176	194	218	257

"A<sub>1</sub>" Ölçüsü Frenli Motorlar içindir.

Dimension "A<sub>1</sub>" is for motors with brake

Le dimensions "A<sub>1</sub>" correspondent aux moteurs équipés de freins.

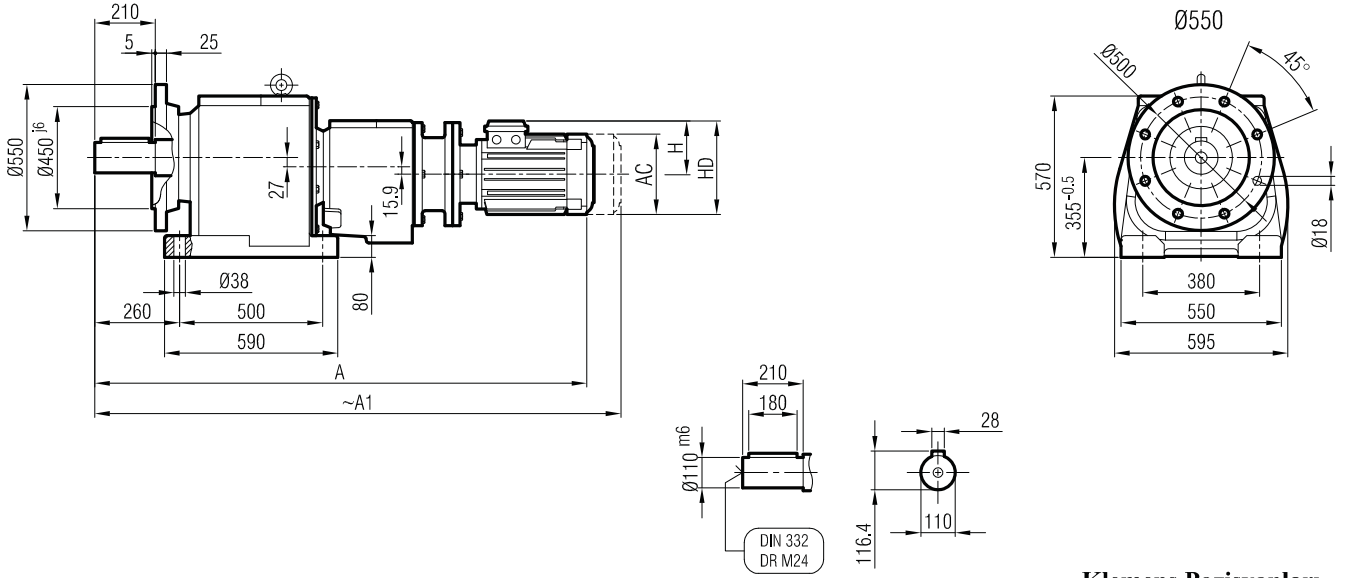
**İRFP 142 İR 72 / İRFP 143 İR 73**  
**İRFP 143 İR 72 / İRFP 143 İR 73**



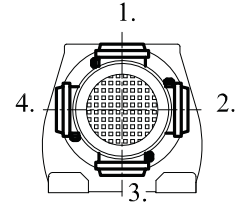
	A	Øp	Øf	ØD	s	k	m	n	Ød	l	t	u
71/B5	1007	110	130	160	M8	55	10	4	14	30	16.3	5
80/B5	1019	130	165	200	M10	67	12	5	19	40	21.8	6
90/B5	1019	130	165	200	M10	67	12	5	24	50	27.3	8
100/B5	1024	180	215	250	M12	72	14	5	28	60	31.3	8
112/B5	1024	180	215	250	M12	72	14	5	28	60	31.3	8
132/B5	1048	230	265	300	M12	96	17	5	38	80	41.3	10



**İRAFPM 143 İR 72**  
**İRAFPM 143 İR 73**



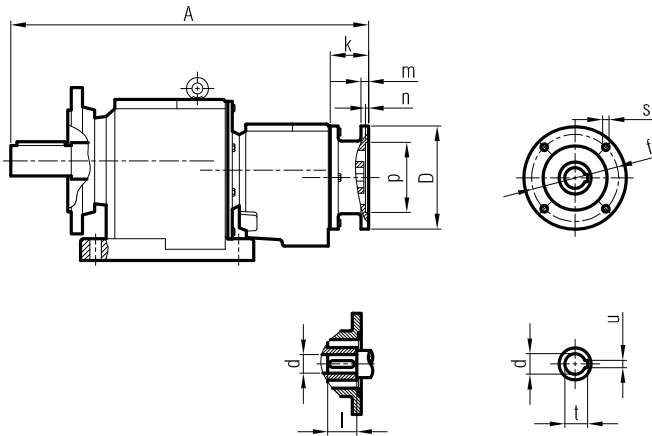
**Klemens Pozisyonları**  
Terminal Box Positions  
Klemmenkasten Positionen



	71/B5	80/B5	90 S/B5	90 L/B5	100/B5	112/B5	132 S/B5
A	1230	1263	1278	1303	1340	1360	1428
A <sub>1</sub>	1281	1332	1344	1369	1418	1443	1528
H	111	118	126	126	134	145	168
HD	182	198	216	216	234	257	300
AC	138	156	176	176	194	218	257

"A<sub>1</sub>" Ölçüsü Frenli Motorlar içindir.  
Dimension "A<sub>1</sub>" is for motors with brake  
Le dimensions "A<sub>1</sub>" correspond aux moteurs équipés de freins.

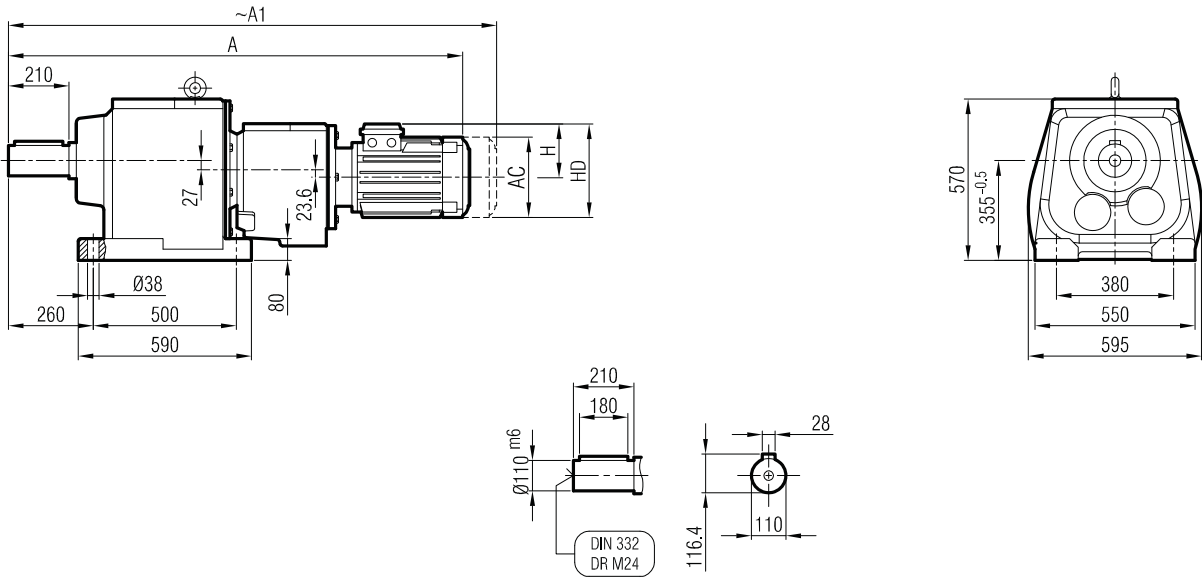
**İRAFP 142 İR 72 / İRAFP 142 İR 73**  
**İRAFP 143 İR 72 / İRAFP 143 İR 73**



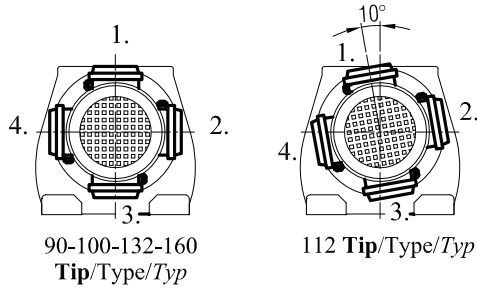
	A	Øp	Øf	ØD	s	k	m	n	Ød	l	t	u
71/B5	1007	110	130	160	M8	55	10	4	14	30	16.3	5
80/B5	1019	130	165	200	M10	67	12	5	19	40	21.8	6
90/B5	1019	130	165	200	M10	67	12	5	24	50	27.3	8
100/B5	1024	180	215	250	M12	72	14	5	28	60	31.3	8
112/B5	1024	180	215	250	M12	72	14	5	28	60	31.3	8
132/B5	1048	230	265	300	M12	96	17	5	38	80	41.3	10



**İRAM 143 İR 82**



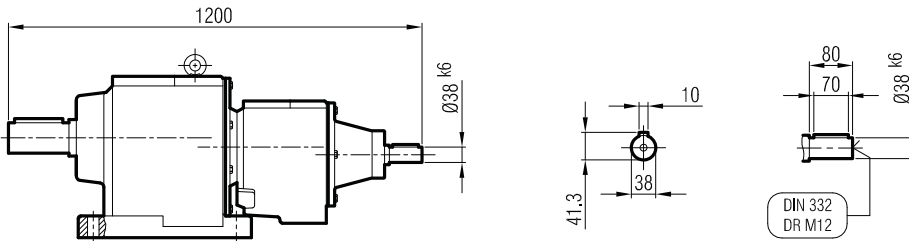
**Klemens Pozisyonları**  
Terminal Box Positions  
*Klemmenkasten Positionen*



	90 S	90 L	100	112	132 S	132 M	160 M
A	1233	1261	1286	1326	1348	1410	1448
A <sub>1</sub>	1302	1327	1352	1404	1431	1510	1548
H	126	126	134	145	168	168	220
HD	216	216	234	257	300	300	380
AC	176	176	194	218	257	257	310

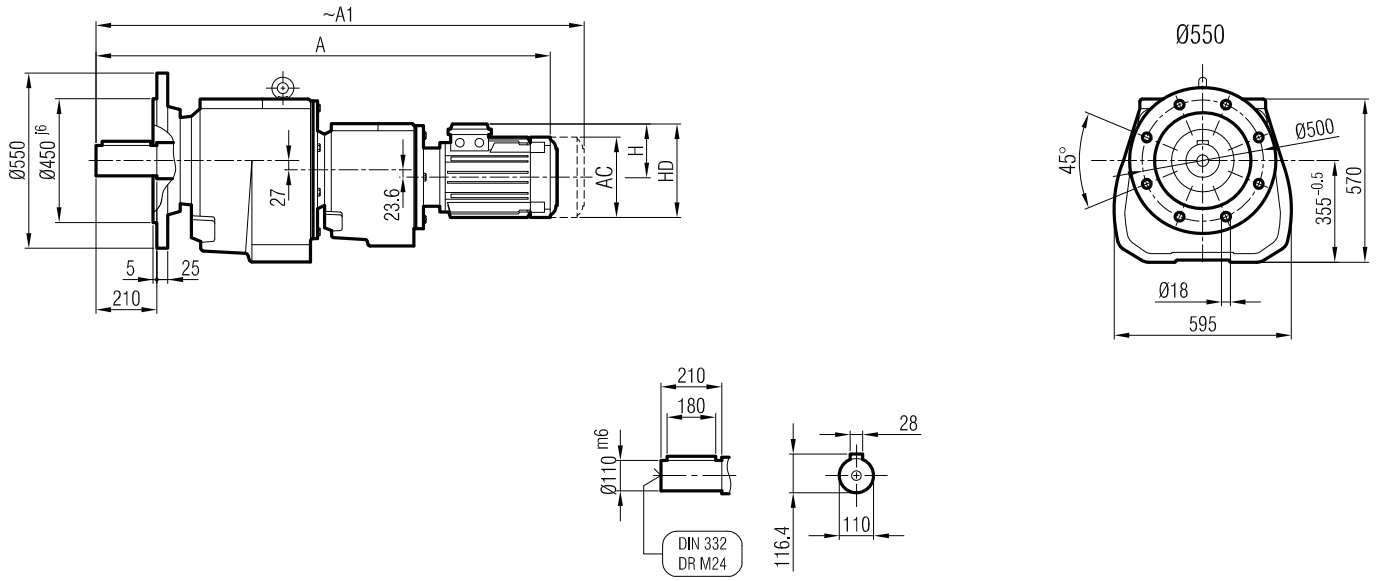
"A<sub>1</sub>" Ölçüsü Frenli Motorlar içindir.  
Dimension "A<sub>1</sub>" is for motors with brake  
Le dimensions "A<sub>1</sub>" correspondent aux moteurs équipés de freins.

**İRA 143 İR 82**

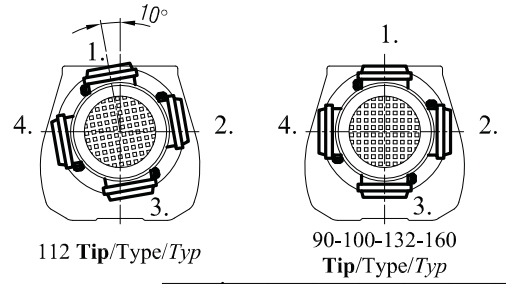




**İRFM 143 İR 82**



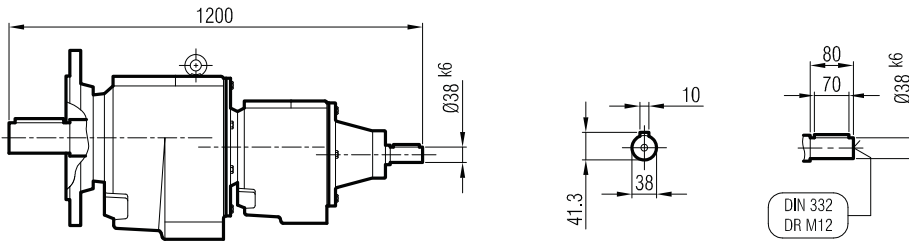
**Klemens Pozisyonları**  
Terminal Box Positions  
Klemmenkasten Positionen



	90 S	90 L	100	112	132 S	132 M	160 M
A	1233	1261	1286	1326	1348	1410	1448
A1	1302	1327	1352	1404	1431	1510	1548
H	126	126	134	145	168	168	220
HD	216	216	234	257	300	300	380
AC	176	176	194	218	257	257	310

**"A1" Ölçüsü Frenli Motorlar içindir.**  
Dimension "A1" is for motors with brake  
Le dimensions "A1" correspondent aux moteurs équipés de freins.

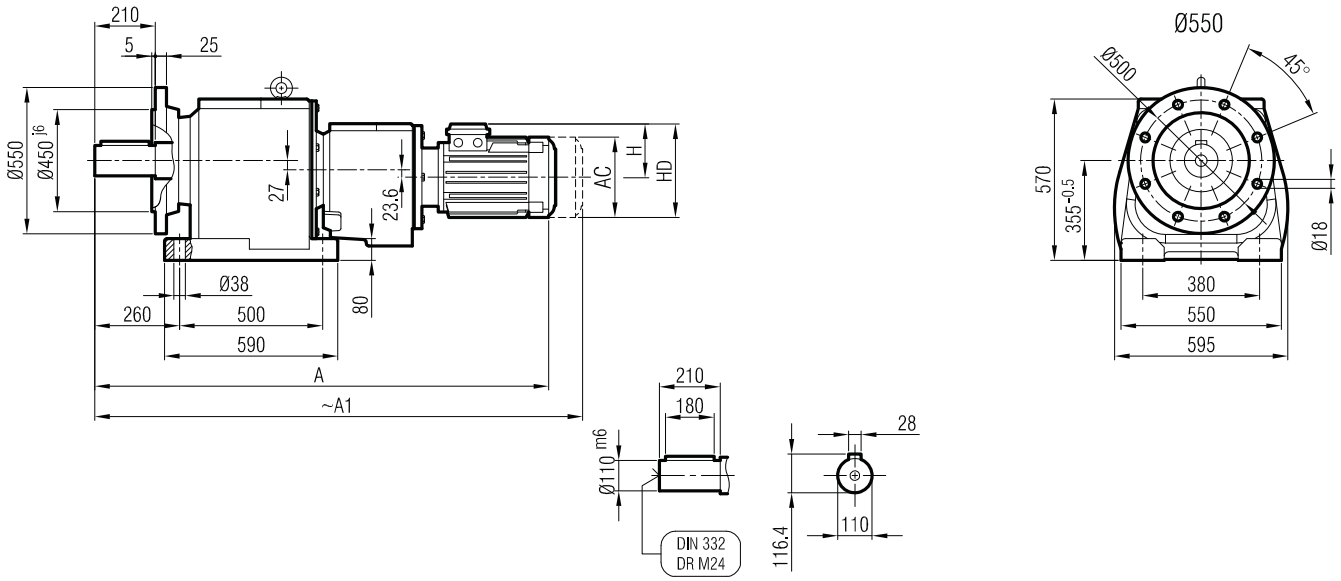
**İRF 143 İR 82**



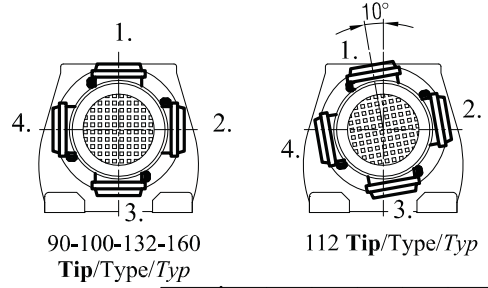




**İRAFM 143 İR 82**



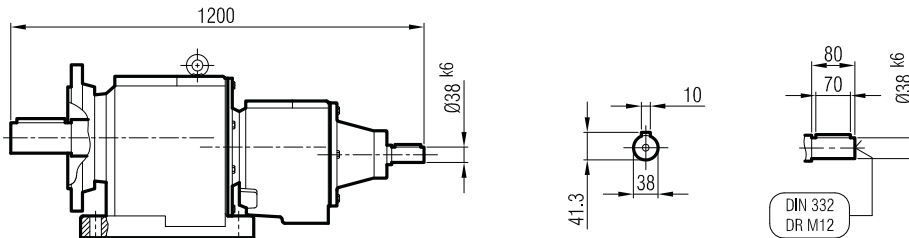
**Klemens Pozisyonları**  
Terminal Box Positions  
Klemmenkasten Positionen



	90 S	90 L	100	112	132 S	132 M	160 M
A	1233	1261	1286	1326	1348	1410	1448
A <sub>1</sub>	1302	1327	1352	1404	1431	1510	1548
H	126	126	134	145	168	168	220
HD	216	216	234	257	300	300	380
AC	176	176	194	218	257	257	310

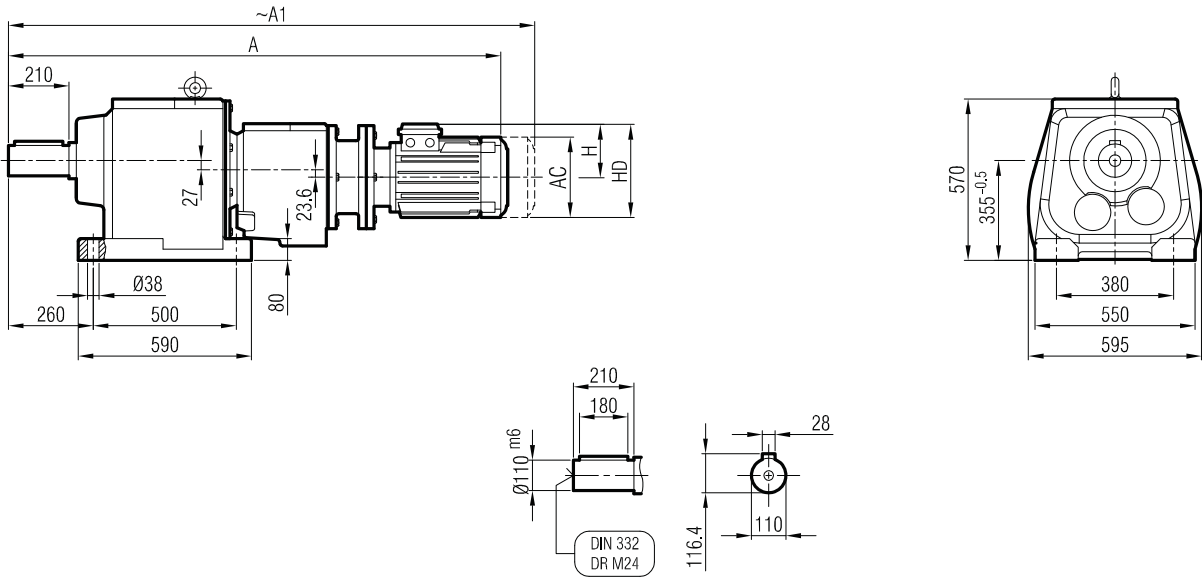
"A<sub>1</sub>" Ölçüsü Frenli Motorlar içindir.  
Dimension "A<sub>1</sub>" is for motors with brake  
Le dimensions "A<sub>1</sub>" correspond aux moteurs  
équipés de freins.

**İRAF 143 İR 82**

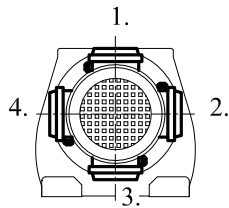




**İRAPM 143 İR 82**



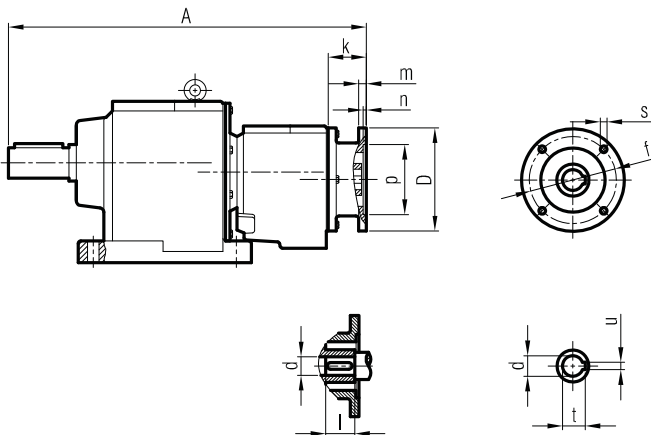
**Klemens Pozisyonları**  
Terminal Box Positions  
*Klemmenkasten Positionen*



	90 S/B5	90 L/B5	100/B5	112/B5	132 S/B5	132 M/B5	160 M/B5
A	1321	1336	1363	1401	1421	1486	1524
A <sub>1</sub>	1390	1402	1427	1479	1504	1586	1624
H	126	126	134	145	168	168	220
HD	216	216	234	257	300	300	380
AC	176	176	194	218	257	257	310

"A<sub>1</sub>" Ölçüsü Frenli Motorlar içindir.  
Dimension "A<sub>1</sub>" is for motors with brake  
*Le dimensions "A<sub>1</sub>" correspond aux moteurs équipés de freins.*

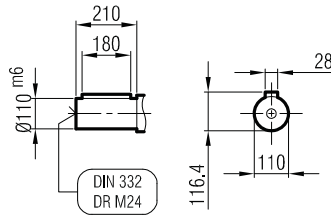
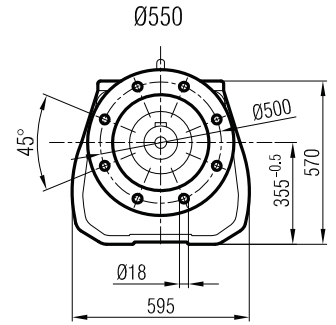
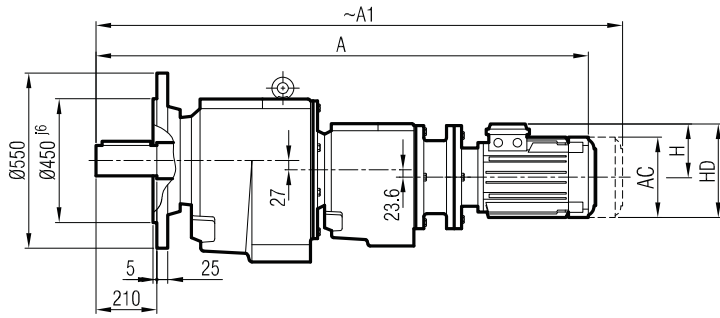
**İRAP 143 İR 82**



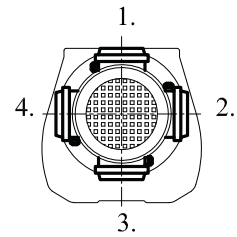
	A	Øp	Øf	ØD	s	k	m	n	Ød	l	t	u
90/B5	1077	130	165	200	M10	67	12	5	24	50	27.3	8
100/B5	1085	180	215	250	M12	74	14	5	28	60	31.3	8
112/B5	1085	180	215	250	M12	74	14	5	28	60	31.3	8
132/B5	1106	230	265	300	M12	95	17	5	38	80	41.3	10
160/B5	1122	250	300	350	M14	111	18	6.5	42	110	45.3	12



**İRFPM 143 İR 82**



**Klemens Pozisyonları**  
Terminal Box Positions  
Klemmenkasten Positionen



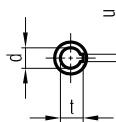
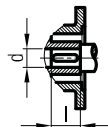
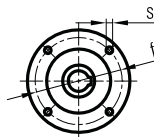
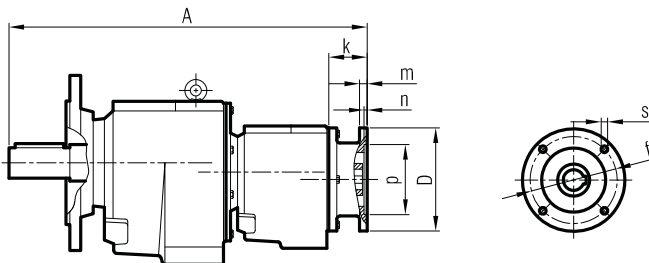
	90 S/B5	90 L/B5	100/B5	112/B5	132 S/B5	132 M/B5	160 M/B5
A	1321	1336	1363	1401	1421	1486	1524
A <sub>1</sub>	1390	1402	1427	1479	1504	1586	1624
H	126	126	134	145	168	168	220
HD	216	216	234	257	300	300	380
AC	176	176	194	218	257	257	310

"A<sub>1</sub>" Ölçüsü Frenli Motorlar içindir.

Dimension "A<sub>1</sub>" is for motors with brake

Le dimensions "A<sub>1</sub>" correspondent aux moteurs équipés de freins.

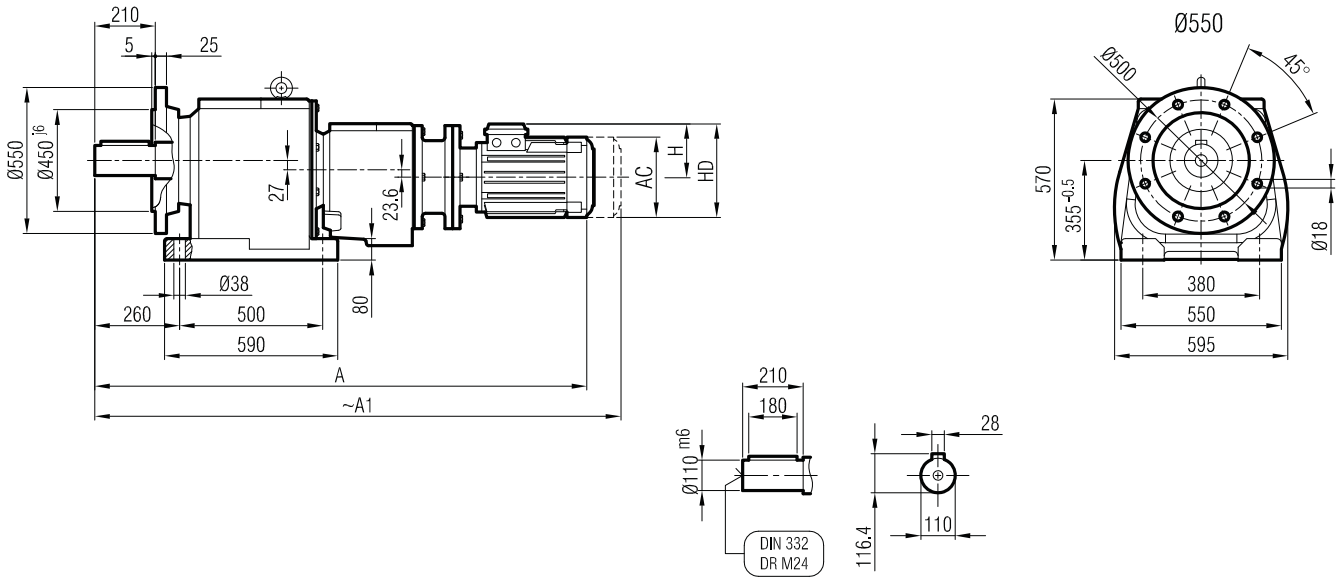
**İRFP 143 İR 82**



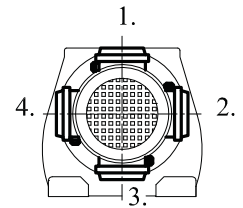
	A	Øp	Øf	ØD	s	k	m	n	Ød	l	t	u
90/B5	1077	130	165	200	M10	67	12	5	24	50	27.3	8
100/B5	1085	180	215	250	M12	74	14	5	28	60	31.3	8
112/B5	1085	180	215	250	M12	74	14	5	28	60	31.3	8
132/B5	1106	230	265	300	M12	95	17	5	38	80	41.3	10
160/B5	1122	250	300	350	M14	111	18	6.5	42	110	45.3	12



**İRAFPM 143 İR 82**



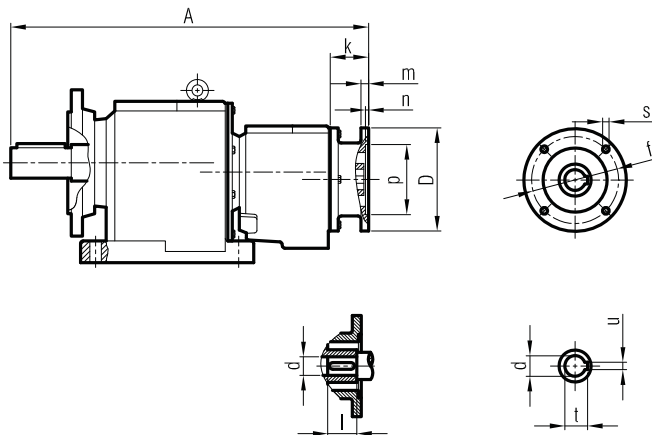
**Klemens Pozisyonları**  
Terminal Box Positions  
Klemmenkasten Positionen



	90 S/B5	90 L/B5	100/B5	112/B5	132 S/B5	132 M/B5	160 M/B5
A	1321	1336	1363	1401	1421	1486	1524
A <sub>1</sub>	1390	1402	1427	1479	1504	1586	1624
H	126	126	134	145	168	168	220
HD	216	216	234	257	300	300	380
AC	176	176	194	218	257	257	310

"A<sub>1</sub>" Ölçüsü Frenli Motorlar içindir.  
Dimension "A<sub>1</sub>" is for motors with brake  
Le dimensions "A<sub>1</sub>" correspondent aux moteurs équipés de freins.

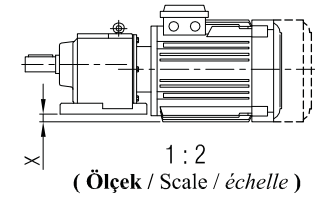
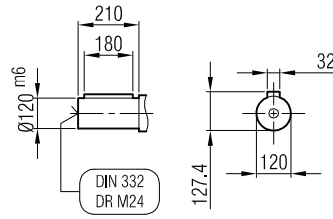
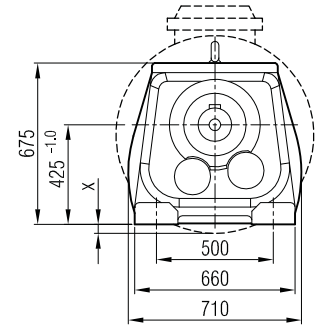
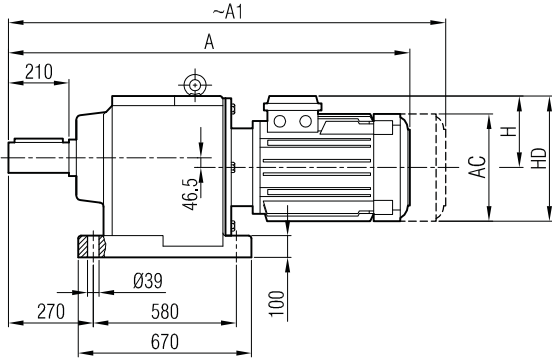
**İRAFPM 143 İR 82**



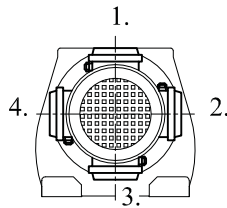
	A	Øp	Øf	ØD	s	k	m	n	Ød	l	t	u
90/B5	1077	130	165	200	M10	67	12	5	24	50	27.3	8
100/B5	1085	180	215	250	M12	74	14	5	28	60	31.3	8
112/B5	1085	180	215	250	M12	74	14	5	28	60	31.3	8
132/B5	1106	230	265	300	M12	95	17	5	38	80	41.3	10
160/B5	1122	250	300	350	M14	111	18	6.5	42	110	45.3	12



**İRAM 152**  
**İRAM 153**



**Klemens Pozisyonları**  
**Terminal Box Positions**  
*Klemmenkasten Positionen*



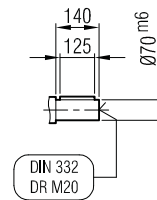
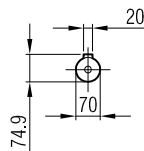
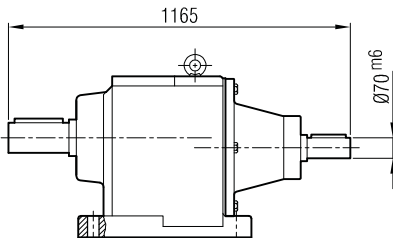
	160 M	160 L	180 M	180 L	200	225 S	225 M	250 M	280 S	280 M	315 S	315 M
A	1266	1310	1323	1361	1412	1445	1470	1548	1609	1609	1814	1814
A1	1381	1425	1443	1481	1532	1565	1590	1668	1729	1809	2014	2014
H	220	220	241	241	277	285	285	322	350	350	510	510
HD	380	380	421	421	477	510	510	572	630	630	825	825
AC	310	310	348	348	390	434	434	480	544	544	614	614
x	-	-	-	-	-	-	-	-	-	-	-	-

"A1" Ölçüsü Frenli Motorlar içindir.

Dimension "A1" is for motors with brake

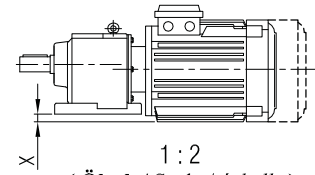
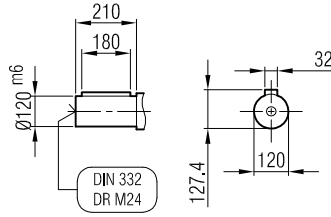
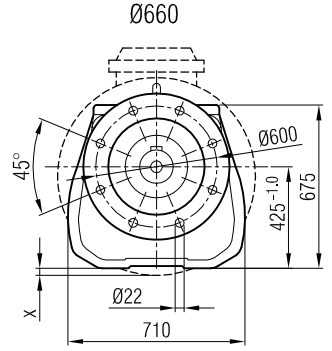
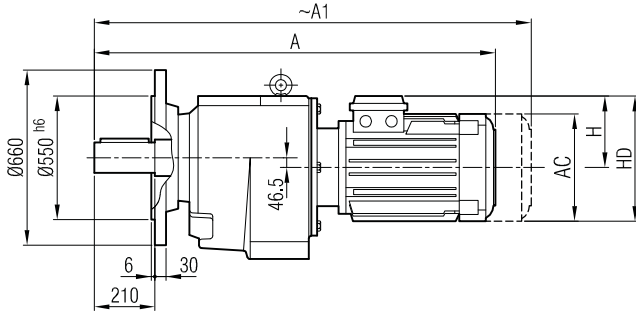
Le dimensions "A1" correspondent aux moteurs équipés de freins.

**İRA 152**  
**İRA 153**

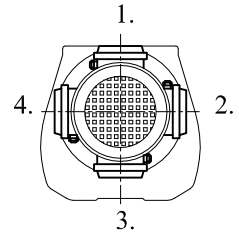




**İRFM 152**  
**İRFM 153**

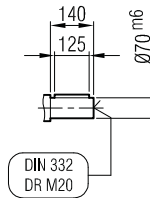
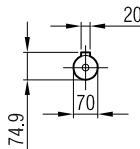
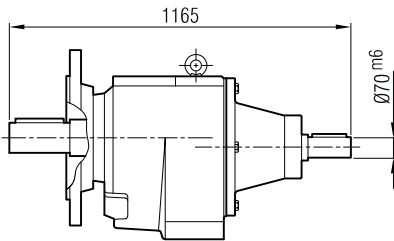


1 : 2  
( Ölçek / Scale / échelle )  
**Klemens Pozisyonları**  
Terminal Box Positions  
Klemmenkasten Positionen



	160 M	160 L	180 M	180 L	200	225 S	225 M	250 M	280 S	280 M	315 S	315 M
A	1266	1310	1323	1361	1412	1445	1470	1548	1609	1609	1814	1814
A <sub>1</sub>	1381	1425	1443	1481	1532	1565	1590	1668	1729	1809	2014	2014
H	220	220	241	241	277	285	285	322	350	350	510	510
HD	380	380	421	421	477	510	510	572	630	630	825	825
AC	310	310	348	348	390	434	434	480	544	544	614	614
X	-	-	-	-	-	-	-	-	-	-	-	-

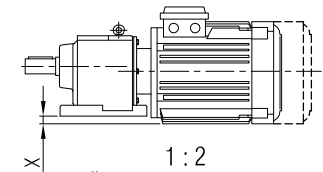
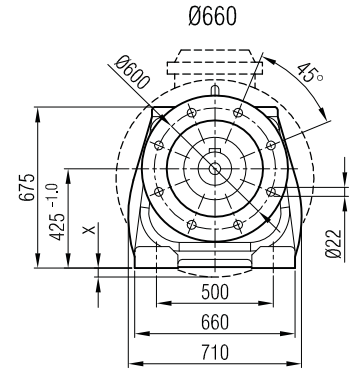
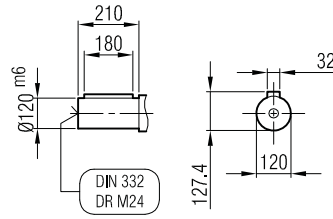
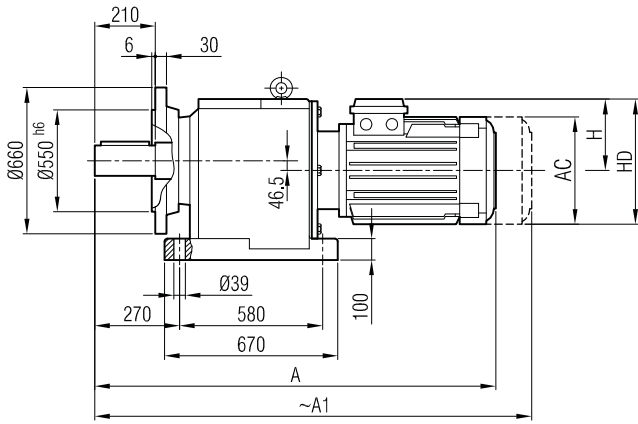
**İRF 152**  
**İRF 153**



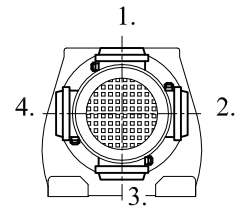
**"A<sub>1</sub>" Ölçüsü Frenli Motorlar içindir.**  
Dimension "A<sub>1</sub>" is for motors with brake  
*Le dimensions "A<sub>1</sub>" correspondent aux moteurs équipés de freins.*



**İRAFM 152**  
**İRAFM 153**



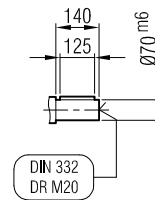
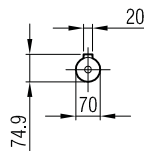
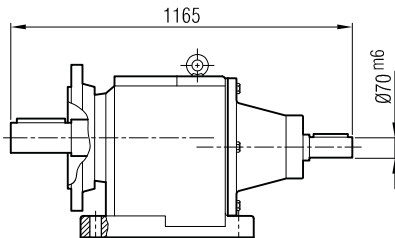
1 : 2  
( Ölçek / Scale / échelle )  
**Klemens Pozisyonları**  
Terminal Box Positions  
Klemmenkasten Positionen



	160 M	160 L	180 M	180 L	200	225 S	225 M	250 M	280 S	280 M	315 S	315 M
A	1266	1310	1323	1361	1412	1445	1470	1548	1609	1609	1814	1814
A <sub>1</sub>	1381	1425	1443	1481	1532	1565	1590	1668	1729	1809	2014	2014
H	220	220	241	241	277	285	285	322	350	350	510	510
HD	380	380	421	421	477	510	510	572	630	630	825	825
AC	310	310	348	348	390	434	434	480	544	544	614	614
X	-	-	-	-	-	-	-	-	-	-	-	-

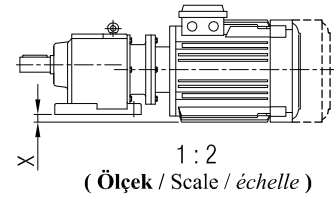
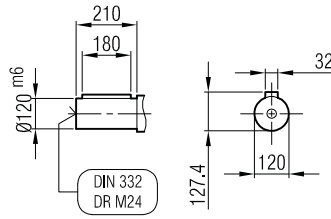
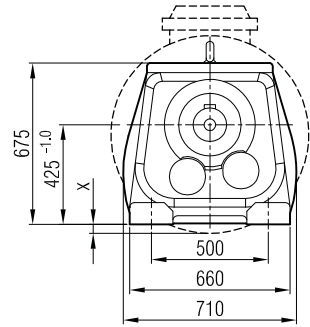
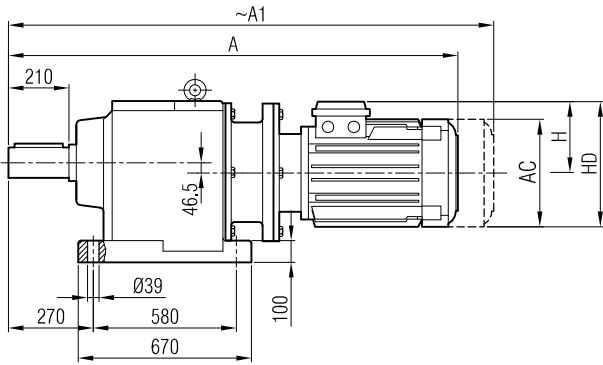
**İRAF 152**  
**İRAF 153**

"A<sub>1</sub>" Ölçüsü Frenli Motorlar içindir.  
Dimension "A<sub>1</sub>" is for motors with brake  
Le dimensions "A<sub>1</sub>" correspond aux moteurs équipés de freins.

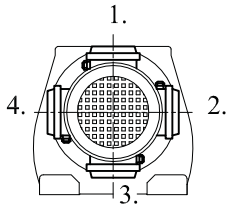




**İRAPM 152**  
**İRAPM 153**



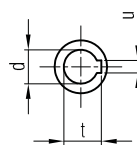
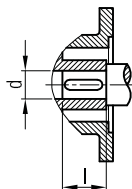
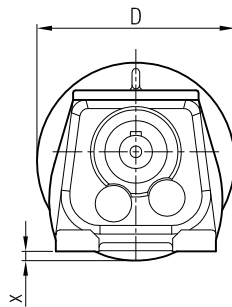
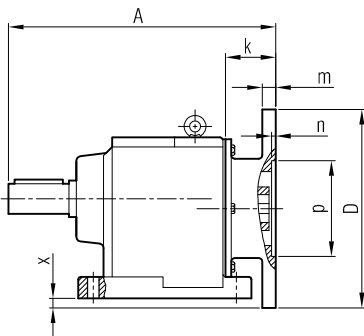
**Klemens Pozisyonları**  
Terminal Box Positions  
Klemmenkasten Positionen



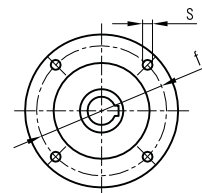
	160 M/B5	160 L/B5	180 M/B5	180 L/B5	200/B5	225 S/B5	225 M/B5	250/B5	280 S/B5	280 M/B5	315 S/B5	315 M/B5
A	1367	1411	1424	1462	1582	1609	1634	1710	1772	1772	2004	2004
A <sub>1</sub>	1482	1526	1544	1582	1702	1729	1754	1830	1892	1972	2204	2204
H	220	220	241	241	241	285	285	322	350	350	510	510
HD	380	380	421	421	421	510	510	572	630	630	825	825
AC	310	310	348	348	348	434	434	480	544	544	614	614
x	-	-	-	-	-	-	-	-	-	-	-	-

"A<sub>1</sub>" Ölçüsü Frenli Motorlar içindir.  
Dimension "A<sub>1</sub>" is for motors with brake  
Le dimensions "A<sub>1</sub>" correspondent aux moteurs équipés de freins.

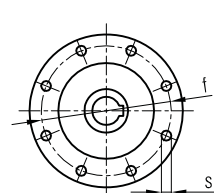
**İRAP 152**  
**İRAP 153**



≤ 200 B5 Tip/Type/Typ



≥ 225 B5 Tip/Type/Typ

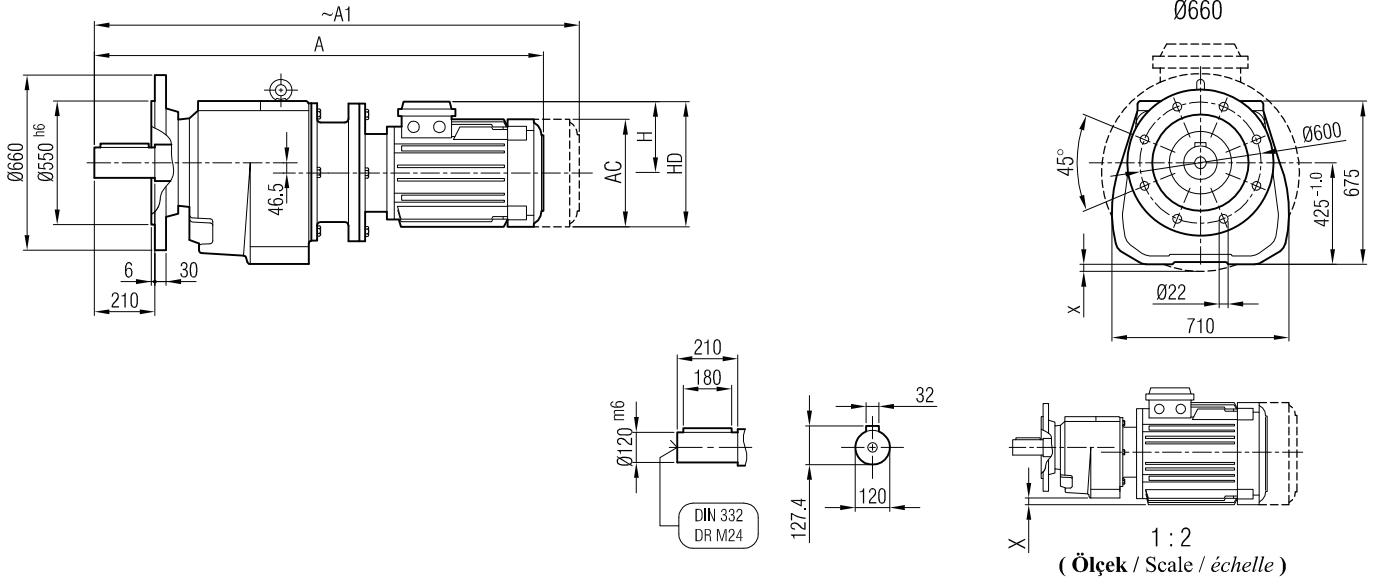


	A	Øp	Øf	ØD	s	k	m	n	Ød	l	t	u	x
160/B5	877	250	300	350	M14	91	18	6.5	42	110	45.3	12	-
180/B5	877	250	300	350	M14	91	18	6.5	48	110	51.8	14	-
200/B5	945	300	350	400	M16	159	20	6.5	55	110	59.3	16	-
225/B5	954	350	400	450	M16	168	22	6.5	60	140	64.4	18	-
250/B5	954	450	500	550	M16	168	22	6.5	65	140	69.4	18	-
280/B5	954	450	500	550	M16	168	22	6.5	75	140	79.9	20	-
315/B5	1024	550	600	660	M24	238	24	7.5	85	170	90.4	22	-

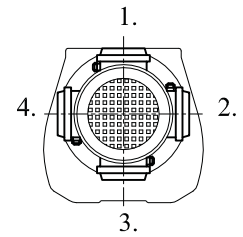




**İRFPM 152**  
**İRFPM 153**



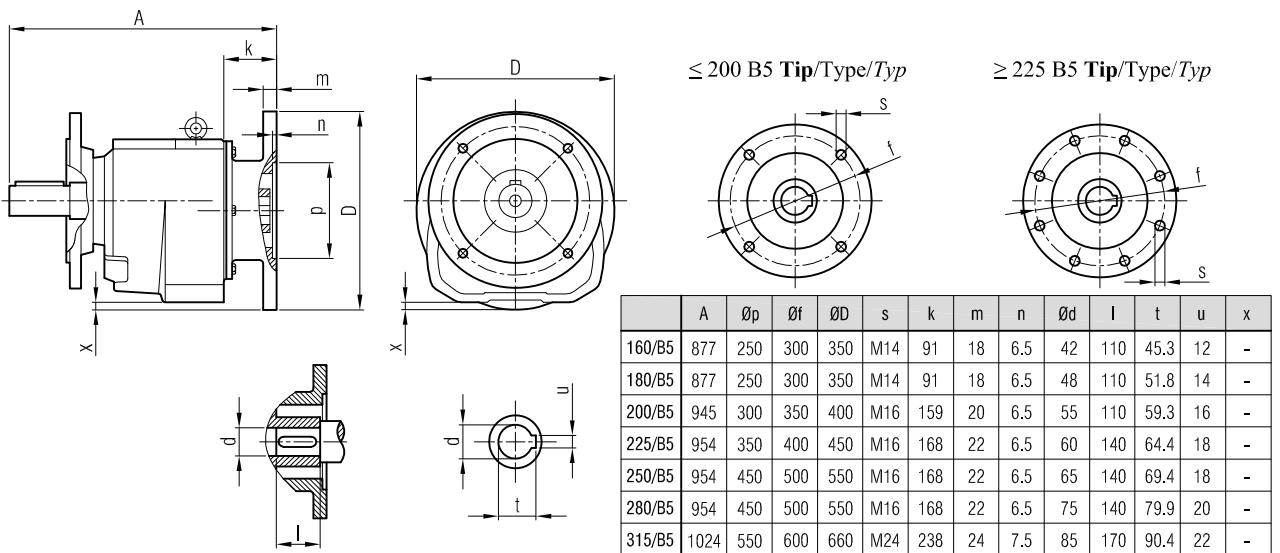
**Klemens Pozisyonları**  
**Terminal Box Positions**  
**Klemmenkasten Positionen**



	160 M/B5	160 L/B5	180 M/B5	180 L/B5	200/B5	225 S/B5	225 M/B5	250/B5	280 S/B5	280 M/B5	315 S/B5	315 M/B5
A	1367	1411	1424	1462	1582	1609	1634	1710	1772	1772	2004	2004
A <sub>1</sub>	1482	1526	1544	1582	1702	1729	1754	1830	1892	1972	2204	2204
H	220	220	241	241	241	285	285	322	350	350	510	510
HD	380	380	421	421	421	510	510	572	630	630	825	825
AC	310	310	348	348	348	434	434	480	544	544	614	614
x	-	-	-	-	-	-	-	-	-	-	-	-

**İRFP 152**  
**İRFP 153**

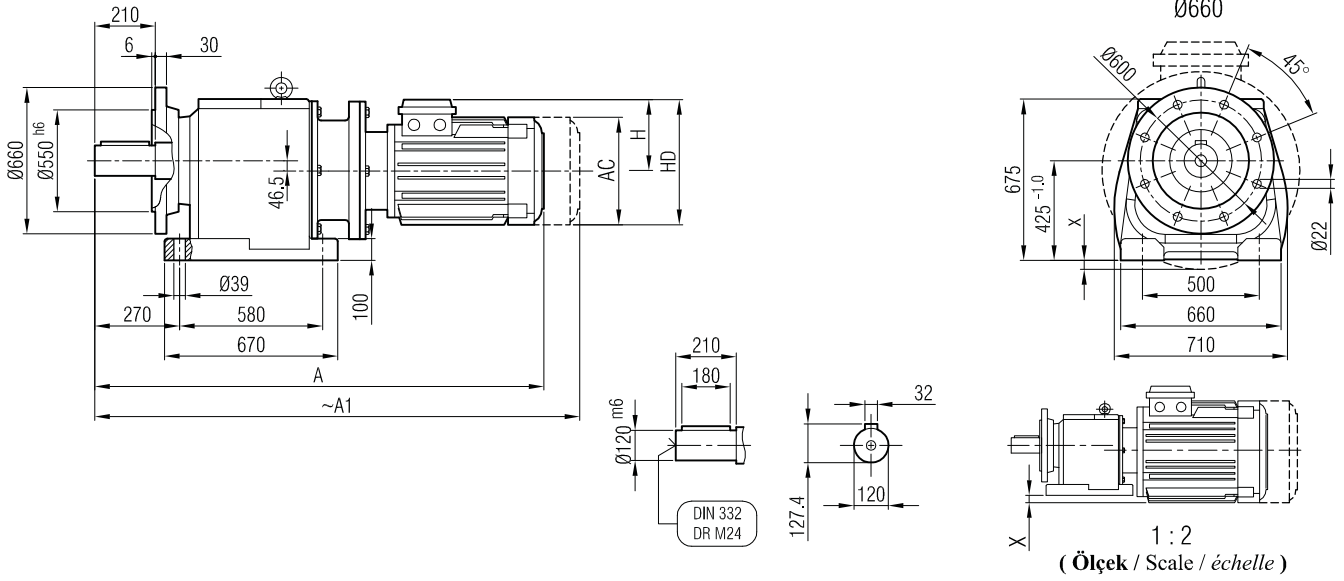
"A<sub>1</sub>" Ölçüsü Frenli Motorlar içindir.  
Dimension "A<sub>1</sub>" is for motors with brake  
Le dimensions "A<sub>1</sub>" correspond aux moteurs équipés de freins.



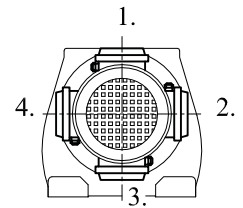
	A	Øp	Øf	ØD	s	k	m	n	Ød	l	t	u	x
160/B5	877	250	300	350	M14	91	18	6.5	42	110	45.3	12	-
180/B5	877	250	300	350	M14	91	18	6.5	48	110	51.8	14	-
200/B5	945	300	350	400	M16	159	20	6.5	55	110	59.3	16	-
225/B5	954	350	400	450	M16	168	22	6.5	60	140	64.4	18	-
250/B5	954	450	500	550	M16	168	22	6.5	65	140	69.4	18	-
280/B5	954	450	500	550	M16	168	22	6.5	75	140	79.9	20	-
315/B5	1024	550	600	660	M24	238	24	7.5	85	170	90.4	22	-



**İRAFPM 152**  
**İRAFPM 153**



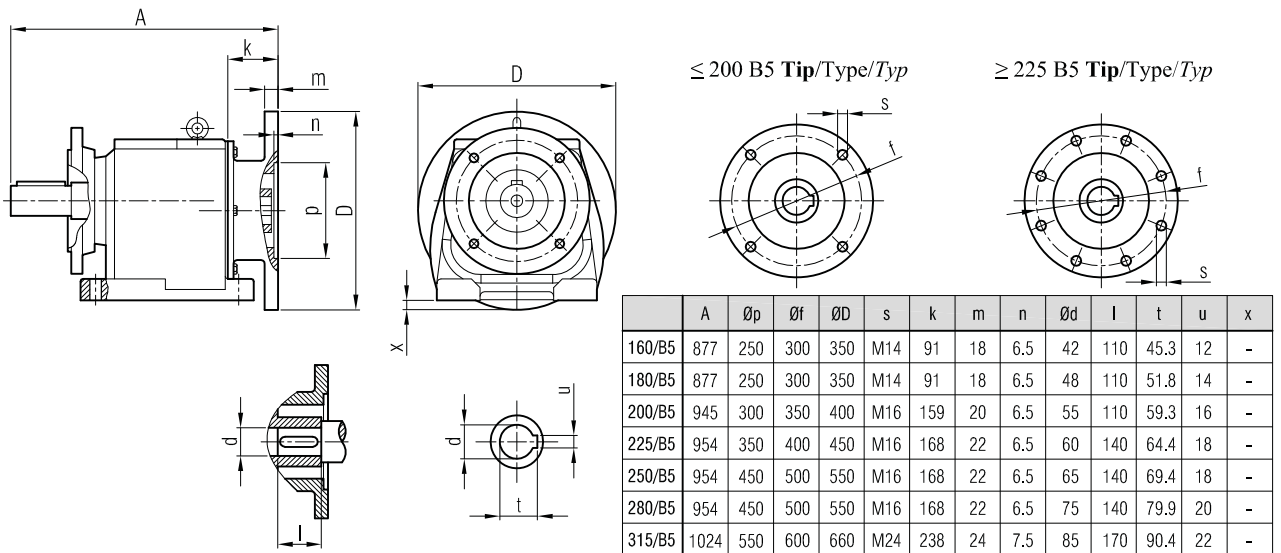
**Klemens Pozisyonları**  
Terminal Box Positions  
Klemmenkasten Positionen



	160 M/B5	160 L/B5	180 M/B5	180 L/B5	200/B5	225 S/B5	225 M/B5	250/B5	280 S/B5	280 M/B5	315 S/B5	315 M/B5
A	1367	1411	1424	1462	1582	1609	1634	1710	1772	1772	2004	2004
A <sub>1</sub>	1482	1526	1544	1582	1702	1729	1754	1830	1892	1972	2204	2204
H	220	220	241	241	241	285	285	322	350	350	510	510
HD	380	380	421	421	421	510	510	572	630	630	825	825
AC	310	310	348	348	348	434	434	480	544	544	614	614
x	-	-	-	-	-	-	-	-	-	-	-	-

**İRAFP 152**  
**İRAFP 153**

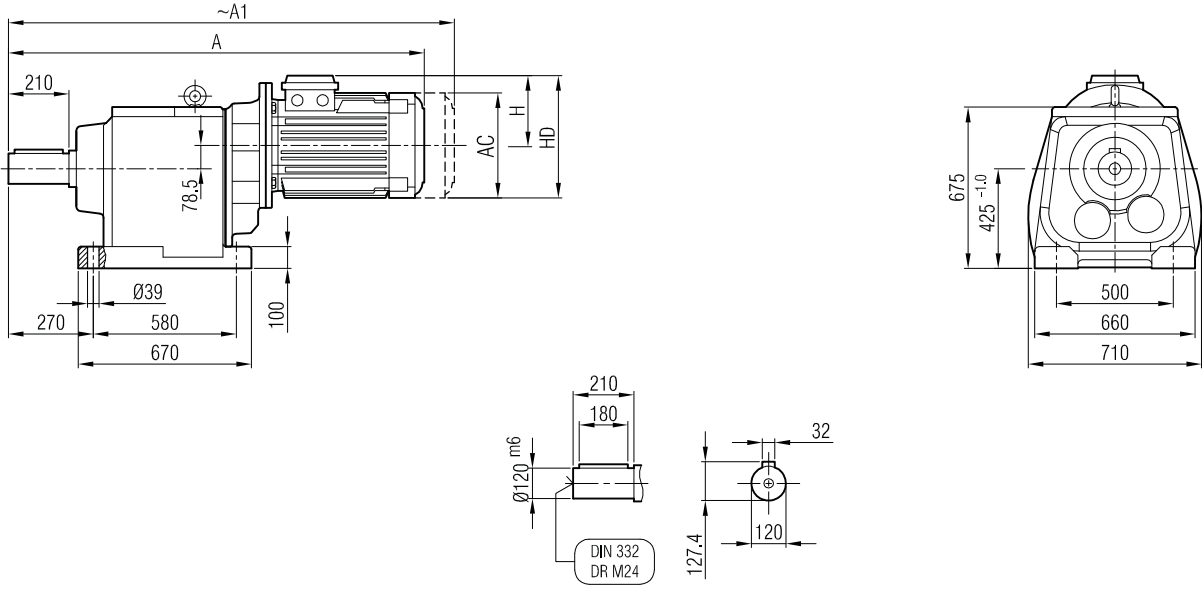
"A<sub>1</sub>" Ölçüsü Frenli Motorlar içindir.  
Dimension "A<sub>1</sub>" is for motors with brake  
Le dimensions "A<sub>1</sub>" correspondent aux moteurs équipés de freins.



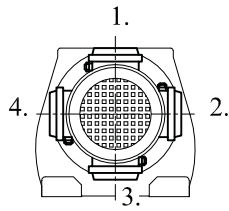
	A	Øp	Øf	ØD	s	k	m	n	Ød	l	t	u	x
160/B5	877	250	300	350	M14	91	18	6.5	42	110	45.3	12	-
180/B5	877	250	300	350	M14	91	18	6.5	48	110	51.8	14	-
200/B5	945	300	350	400	M16	159	20	6.5	55	110	59.3	16	-
225/B5	954	350	400	450	M16	168	22	6.5	60	140	64.4	18	-
250/B5	954	450	500	550	M16	168	22	6.5	65	140	69.4	18	-
280/B5	954	450	500	550	M16	168	22	6.5	75	140	79.9	20	-
315/B5	1024	550	600	660	M24	238	24	7.5	85	170	90.4	22	-



**İRAM 154**



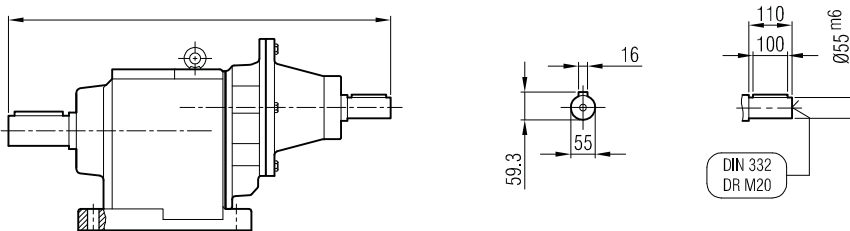
**Klemens Pozisyonları**  
Terminal Box Positions  
*Klemmenkasten Positionen*



	100	112	132 S	132 M	160 M	160 L	180 M	180 L
A	1217	1237	1278	1316	1388	1432	1460	1498
A <sub>1</sub>	1295	1320	1378	1416	1503	1547	1580	1618
H	134	145	168	168	220	220	241	241
HD	234	257	300	300	380	380	421	421
AC	194	218	257	257	310	310	348	348

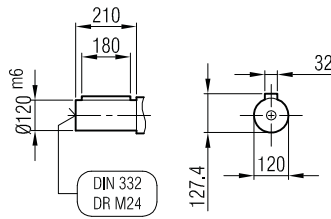
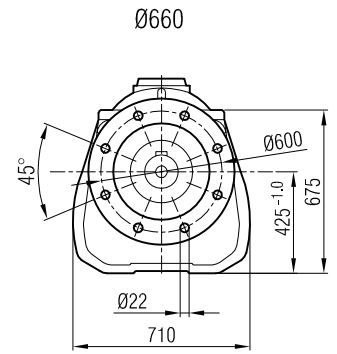
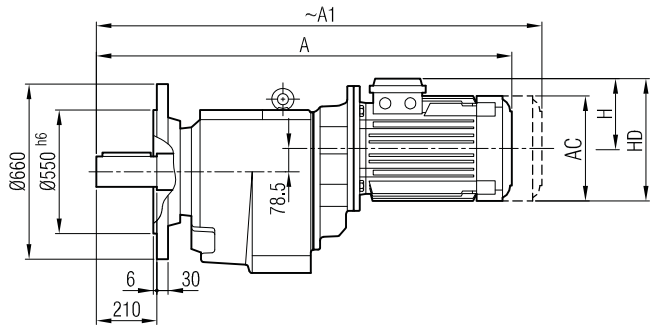
**"A<sub>1</sub>" Ölçüsü Frenli Motorlar içindir.**  
Dimension "A<sub>1</sub>" is for motors with brake  
*Le dimensions "A<sub>1</sub>" correspond aux moteurs équipés de freins.*

**İRA 154**

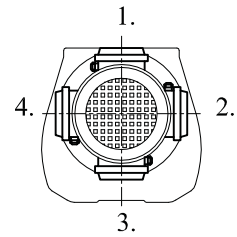




**İRFM 154**



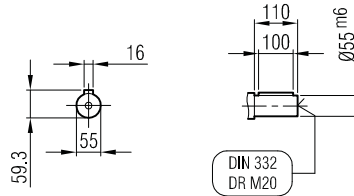
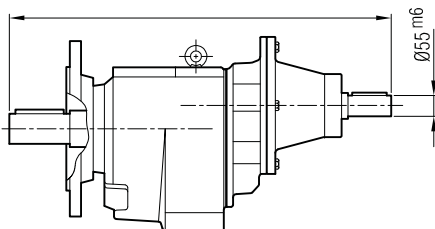
**Klemens Pozisyonları**  
Terminal Box Positions  
Klemmenkasten Positionen



	100	112	132 S	132 M	160 M	160 L	180 M	180 L
A	1217	1237	1278	1316	1388	1432	1460	1498
A <sub>1</sub>	1295	1320	1378	1416	1503	1547	1580	1618
H	134	145	168	168	220	220	241	241
HD	234	257	300	300	380	380	421	421
AC	194	218	257	257	310	310	348	348

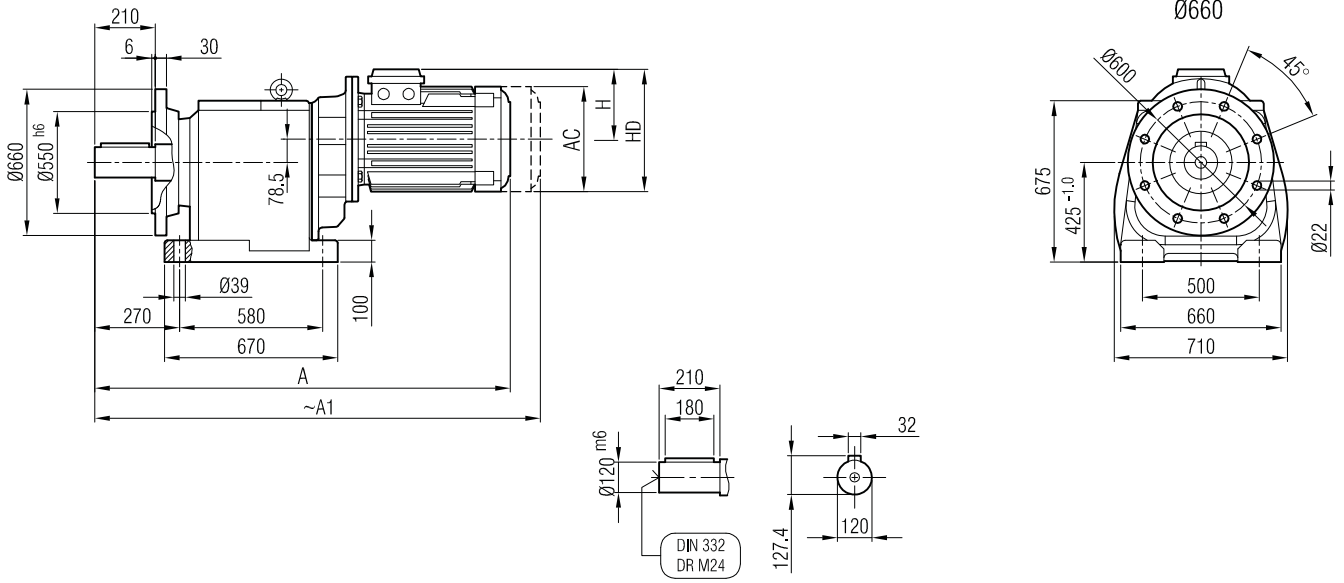
**"A<sub>1</sub>" Ölçüsü Frenli Motorlar içindir.**  
Dimension "A<sub>1</sub>" is for motors with brake  
Le dimensions "A<sub>1</sub>" correspondent aux moteurs  
équipés de freins.

**İRF 154**

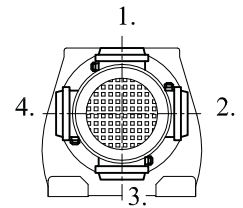




**İRAFEM 154**



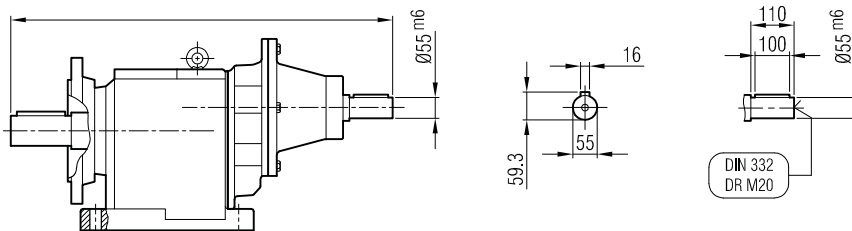
**Klemens Pozisyonları**  
Terminal Box Positions  
Klemmenkasten Positionen



	100	112	132 S	132 M	160 M	160 L	180 M	180 L
A	1217	1237	1278	1316	1388	1432	1460	1498
A <sub>1</sub>	1295	1320	1378	1416	1503	1547	1580	1618
H	134	145	168	168	220	220	241	241
HD	234	257	300	300	380	380	421	421
AC	194	218	257	257	310	310	348	348

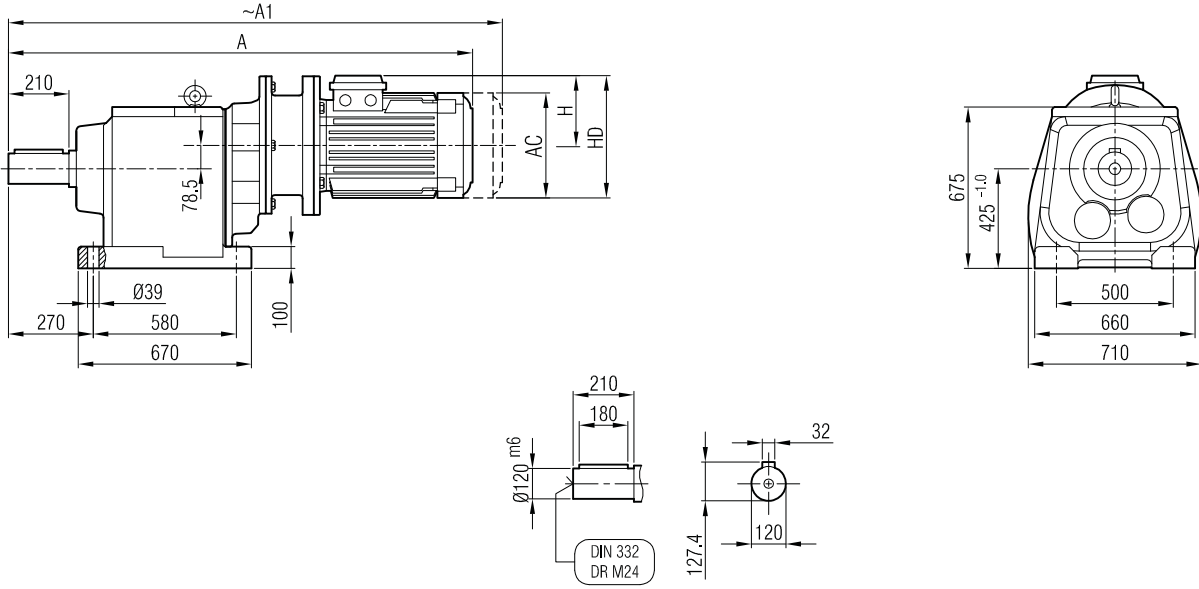
"A<sub>1</sub>" Ölçüsü Frenli Motorlar içindir.  
Dimension "A<sub>1</sub>" is for motors with brake  
Le dimensions "A<sub>1</sub>" correspond aux moteurs  
équipés de freins.

**İRAF 154**

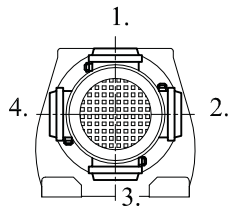




**İRAPM 154**



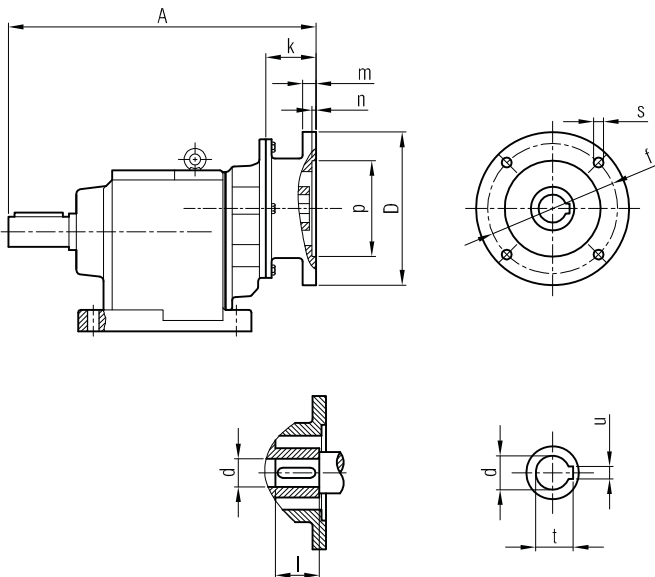
**Klemens Pozisyonları**  
Terminal Box Positions  
Klemmenkasten Positionen



	100/B5	112/B5	132 S/B5	132 M/B5	160 M/B5	160 L/B5	180 M/B5	180 L/B5
A	1279	1299	1370	1408	1487	1531	1544	1582
A <sub>1</sub>	1357	1382	1470	1508	1602	1646	1664	1702
H	220	220	241	241	241	220	241	241
HD	380	380	421	421	421	380	421	421
AC	310	310	348	348	348	310	348	348

"A<sub>1</sub>" Ölçüsü Frenli Motorlar içindir.  
Dimension "A<sub>1</sub>" is for motors with brake  
Le dimensions "A<sub>1</sub>" correspond aux moteurs  
équipés de freins.

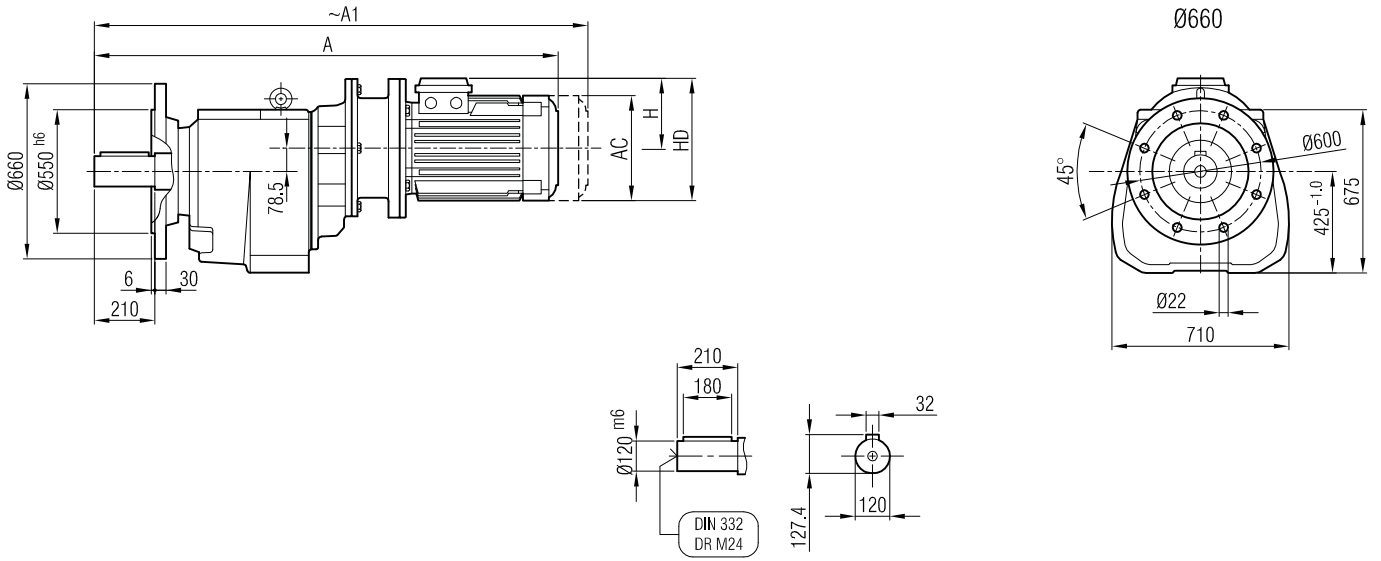
**İRAP 154**



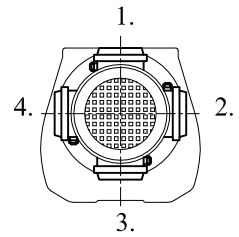
	A	Øp	Øf	ØD	s	k	m	n	Ød	l	t	u
100/B5	963	180	215	250	M12	57	15	5	28	60	31.3	8
112/B5	963	180	215	250	M12	57	15	5	28	60	31.3	8
132/B5	990	230	265	300	M12	84	17	6	38	80	41.3	10
160/B5	997	250	300	350	M14	91	18	6.5	42	110	45.3	12
180/B5	997	250	300	350	M14	91	18	6.5	48	110	51.8	14



**İRFPM 154**



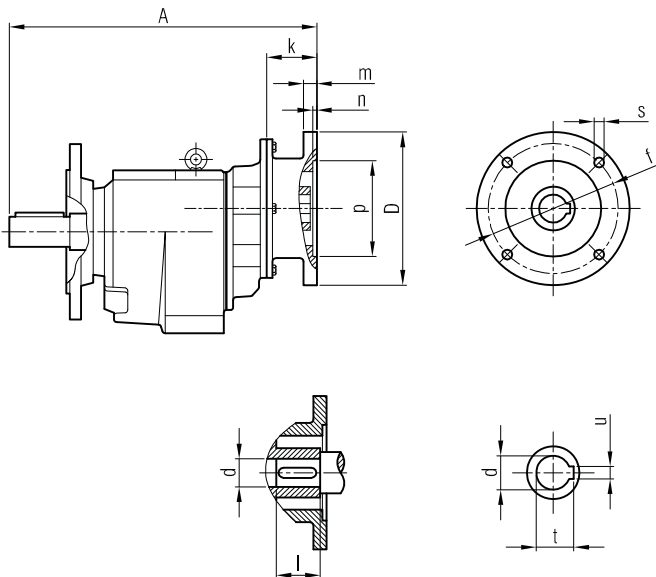
**Klemens Pozisyonları**  
Terminal Box Positions  
Klemmenkasten Positionen



	100/B5	112/B5	132 S/B5	132 M/B5	160 M/B5	160 L/B5	180 M/B5	180 L/B5
A	1279	1299	1370	1408	1487	1531	1544	1582
A <sub>1</sub>	1357	1382	1470	1508	1602	1646	1664	1702
H	220	220	241	241	241	220	241	241
HD	380	380	421	421	421	380	421	421
AC	310	310	348	348	348	310	348	348

**"A<sub>1</sub>" Ölçüsü Frenli Motorlar içindir.**  
Dimension "A<sub>1</sub>" is for motors with brake  
Le dimensions "A<sub>1</sub>" correspond aux moteurs équipés de freins.

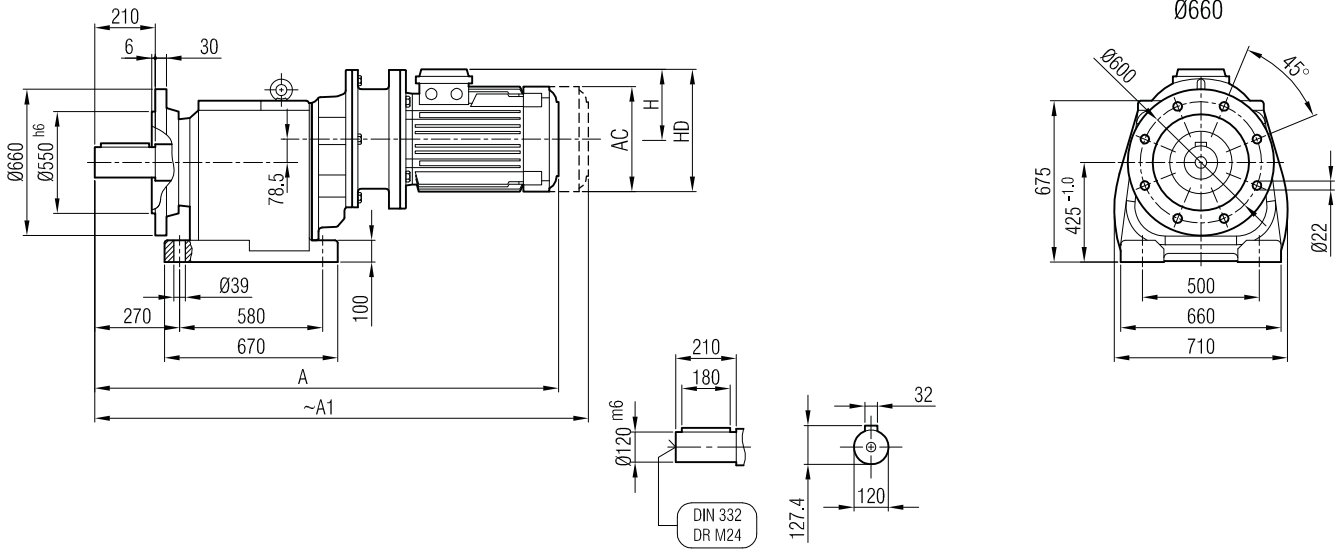
**İRFP 154**



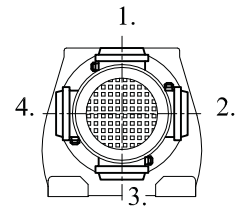
	A	Øp	Øf	ØD	s	k	m	n	Ød	l	t	u
100/B5	963	180	215	250	M12	57	15	5	28	60	31.3	8
112/B5	963	180	215	250	M12	57	15	5	28	60	31.3	8
132/B5	990	230	265	300	M12	84	17	6	38	80	41.3	10
160/B5	997	250	300	350	M14	91	18	6.5	42	110	45.3	12
180/B5	997	250	300	350	M14	91	18	6.5	48	110	51.8	14



**İRAFPM 154**



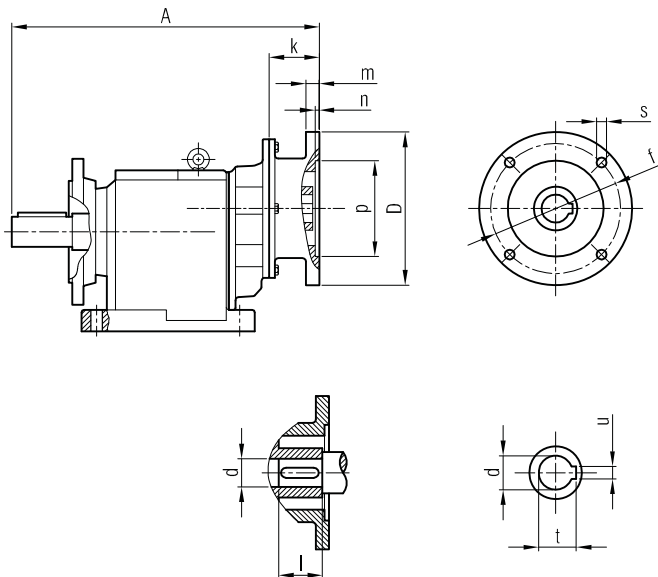
**Klemens Pozisyonları**  
Terminal Box Positions  
Klemmenkasten Positionen



	100/B5	112/B5	132 S/B5	132 M/B5	160 M/B5	160 L/B5	180 M/B5	180 L/B5
A	1279	1299	1370	1408	1487	1531	1544	1582
A <sub>1</sub>	1357	1382	1470	1508	1602	1646	1664	1702
H	220	220	241	241	241	220	241	241
HD	380	380	421	421	421	380	421	421
AC	310	310	348	348	348	310	348	348

"A<sub>1</sub>" Ölçüsü Frenli Motorlar içindir.  
Dimension "A<sub>1</sub>" is for motors with brake  
Le dimensions "A<sub>1</sub>" correspondent aux moteurs  
équipés de freins.

**İRAFPM 154**

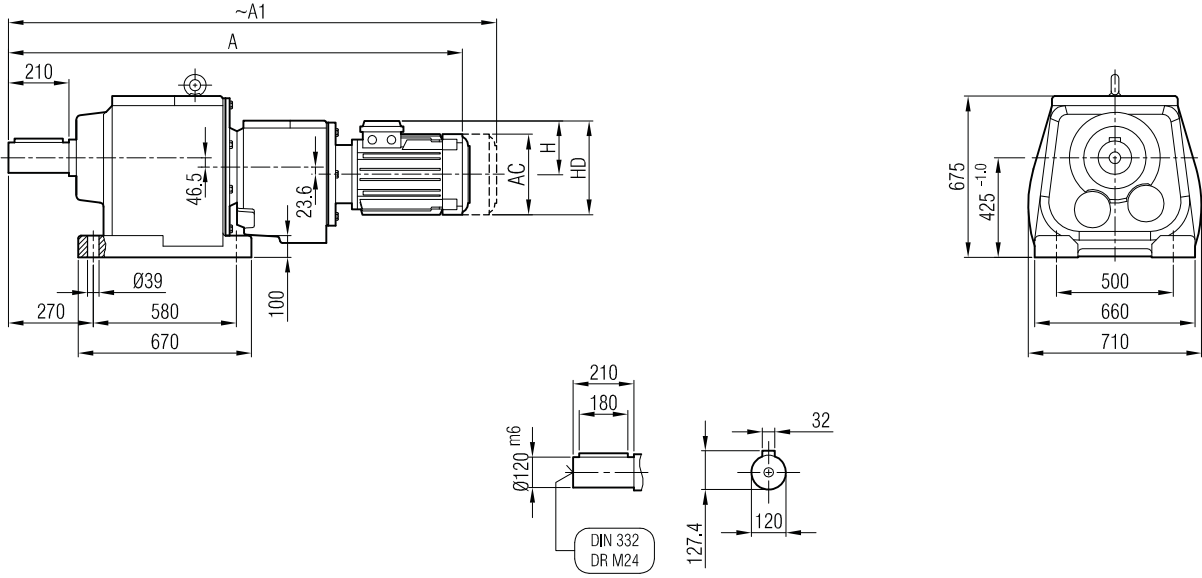


	A	Øp	Øf	ØD	s	k	m	n	Ød	l	t	u
100/B5	963	180	215	250	M12	57	15	5	28	60	31.3	8
112/B5	963	180	215	250	M12	57	15	5	28	60	31.3	8
132/B5	990	230	265	300	M12	84	17	6	38	80	41.3	10
160/B5	997	250	300	350	M14	91	18	6.5	42	110	45.3	12
180/B5	997	250	300	350	M14	91	18	6.5	48	110	51.8	14

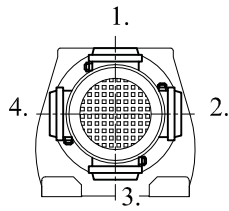




**İRAM 153 İR 92**  
**İRAM 153 İR 93**



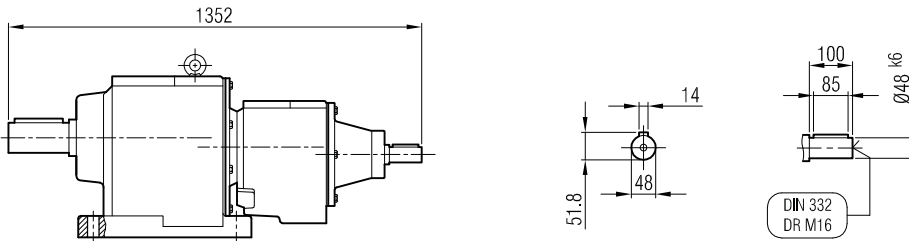
**Klemens Pozisyonları**  
Terminal Box Positions  
Klemmenkasten Positionen



	100	112	132 S	132 M	160 M		
A	1423	1446	1498	1536	1626		
A <sub>1</sub>	1501	1529	1598	1636	1741		
H	134	145	168	168	220		
HD	234	257	300	300	380		
AC	194	218	257	257	310		

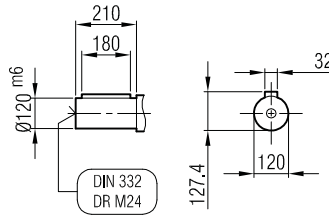
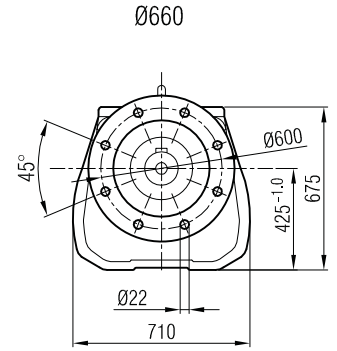
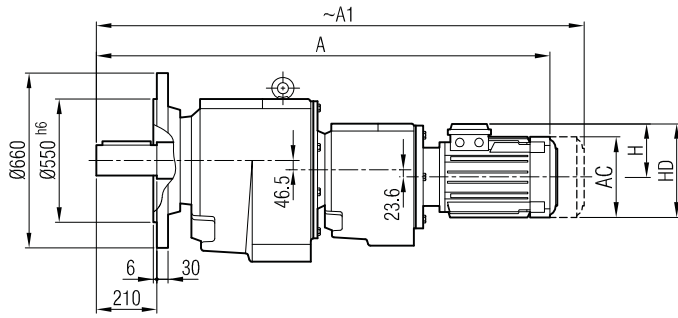
**"A<sub>1</sub>" Ölçüsü Frenli Motorlar içindir.**  
Dimension "A<sub>1</sub>" is for motors with brake  
Le dimensions "A<sub>1</sub>" correspondent aux moteurs équipés de freins.

**İRA 152 İR 92 / İRA 152 İR 93**  
**İRA 153 İR 92 / İRA 153 İR 93**

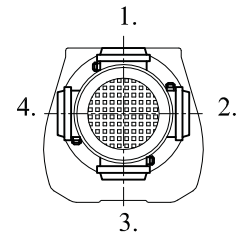




**İRFM 153 İR 92**  
**İRFM 153 İR 93**



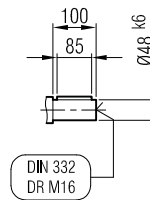
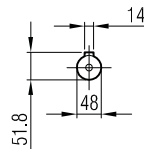
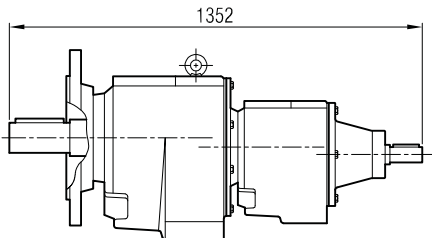
**Klemens Pozisyonları**  
**Terminal Box Positions**  
**Klemmenkasten Positionen**



	100	112	132 S	132 M	160 M		
A	1423	1446	1498	1536	1626		
A <sub>1</sub>	1501	1529	1598	1636	1741		
H	134	145	168	168	220		
HD	234	257	300	300	380		
AC	194	218	257	257	310		

**"A<sub>1</sub>" Ölçüsü Frenli Motorlar içindir.**  
Dimension "A<sub>1</sub>" is for motors with brake  
Le dimensions "A<sub>1</sub>" correspond aux moteurs  
équipés de freins.

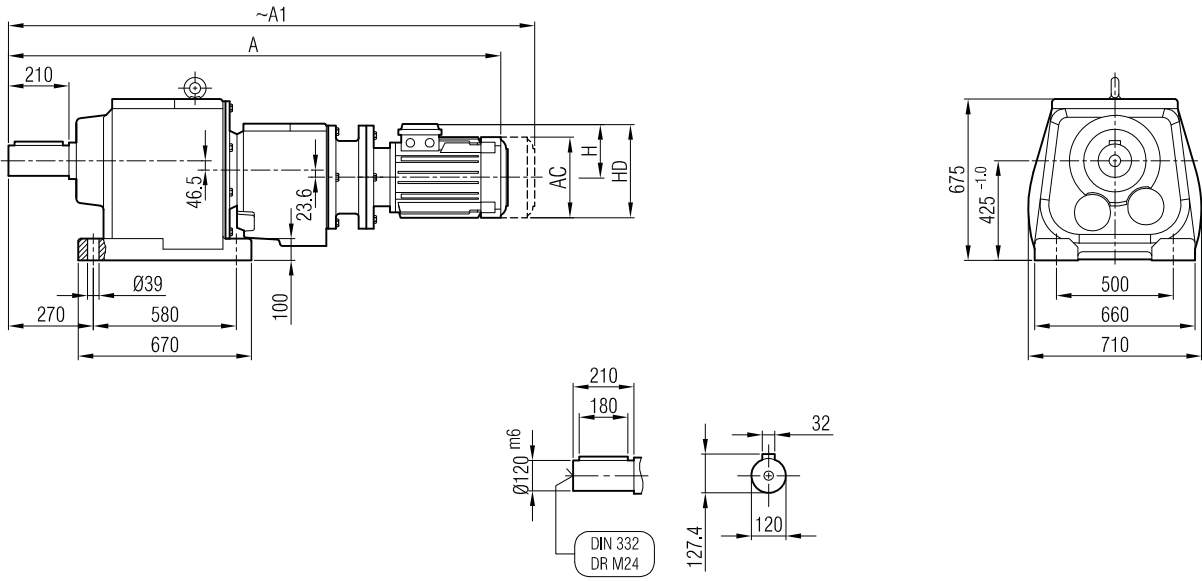
**İRF 152 İR 92 / İRF 153 İR 93**  
**İRF 153 İR 92 / İRF 153 İR 93**



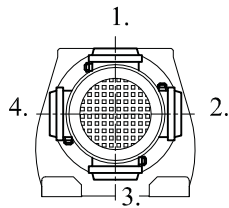




**İRAPM 153 İR 92**  
**İRAPM 153 İR 93**



**Klemens Pozisyonları**  
Terminal Box Positions  
Klemmenkasten Positionen



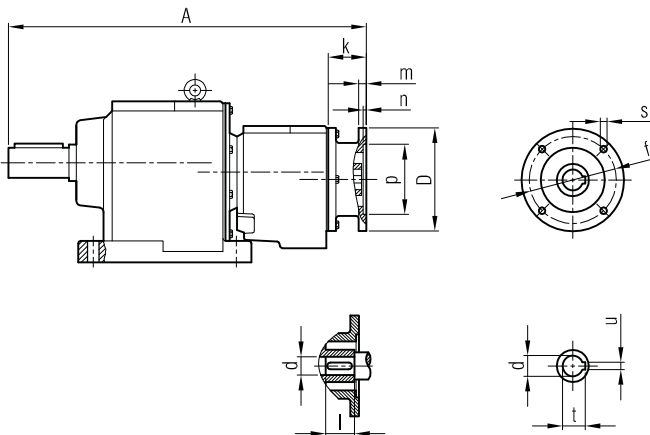
	80/B5	90 S/B5	90 L/B5	100/B5	112/B5	132 S/B5	132 M/B5	160 M/B5
A	1411	1426	1451	1492	1512	1593	1631	1719
A1	1480	1492	1517	1570	1595	1693	1731	1834
H	118	126	126	134	145	168	168	220
HD	198	216	216	234	257	300	300	380
AC	156	176	176	194	218	257	257	310

"A1" Ölçüsü Frenli Motorlar içindir.

Dimension "A1" is for motors with brake

Le dimensions "A1" correspondent aux moteurs équipés de freins.

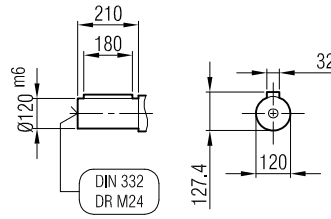
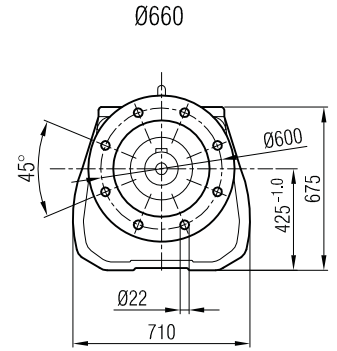
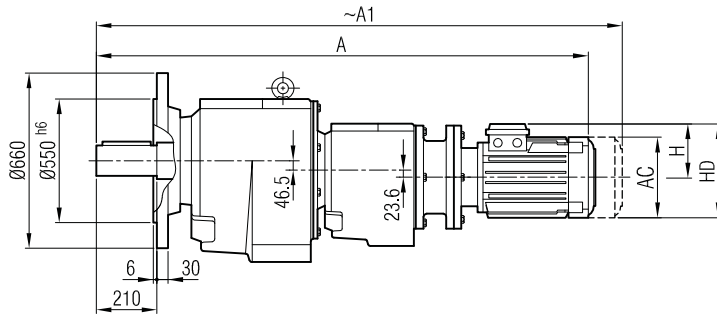
**İRAP 152 İR 92 / İRAP 152 İR 93**  
**İRAP 153 İR 92 / İRAP 153 İR 93**



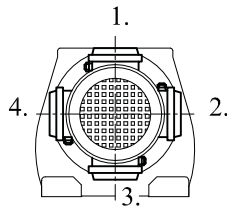
	A	Øp	Øf	ØD	s	k	m	n	Ød	l	t	u
80/B5	1167	130	165	200	M10	49	12	5	19	40	21.8	6
90/B5	1167	130	165	200	M10	49	12	5	24	50	27.3	8
100/B5	1176	180	215	250	M12	58	14	5	28	60	31.3	8
112/B5	1176	180	215	250	M12	58	14	5	28	60	31.3	8
132/B5	1213	230	265	300	M12	95	17	6	38	80	41.3	10
160/B5	1229	250	300	350	M14	111	18	6.5	42	110	45.3	12



**İRFPM 153 İR 92**  
**İRFPM 153 İR 93**



**Klemens Pozisyonları**  
Terminal Box Positions  
Klemmenkasten Positionen



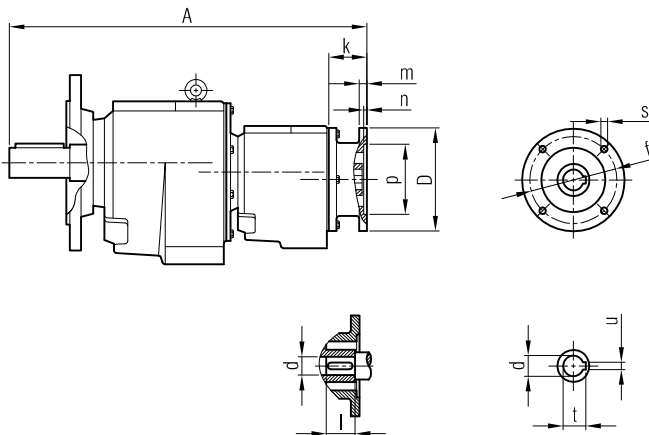
	80/B5	90 S/B5	90 L/B5	100/B5	112/B5	132 S/B5	132 M/B5	160 M/B5
A	1411	1426	1451	1492	1512	1593	1631	1719
A <sub>1</sub>	1480	1492	1517	1570	1595	1693	1731	1834
H	118	126	126	134	145	168	168	220
HD	198	216	216	234	257	300	300	380
AC	156	176	176	194	218	257	257	310

"A<sub>1</sub>" Ölçüsü Frenli Motorlar içindir.

Dimension "A<sub>1</sub>" is for motors with brake

Le dimensions "A<sub>1</sub>" correspondent aux moteurs équipés de freins.

**İRFP 152 İR 92 / İRFP 153 İR 93**  
**İRFP 153 İR 92 / İRFP 153 İR 93**

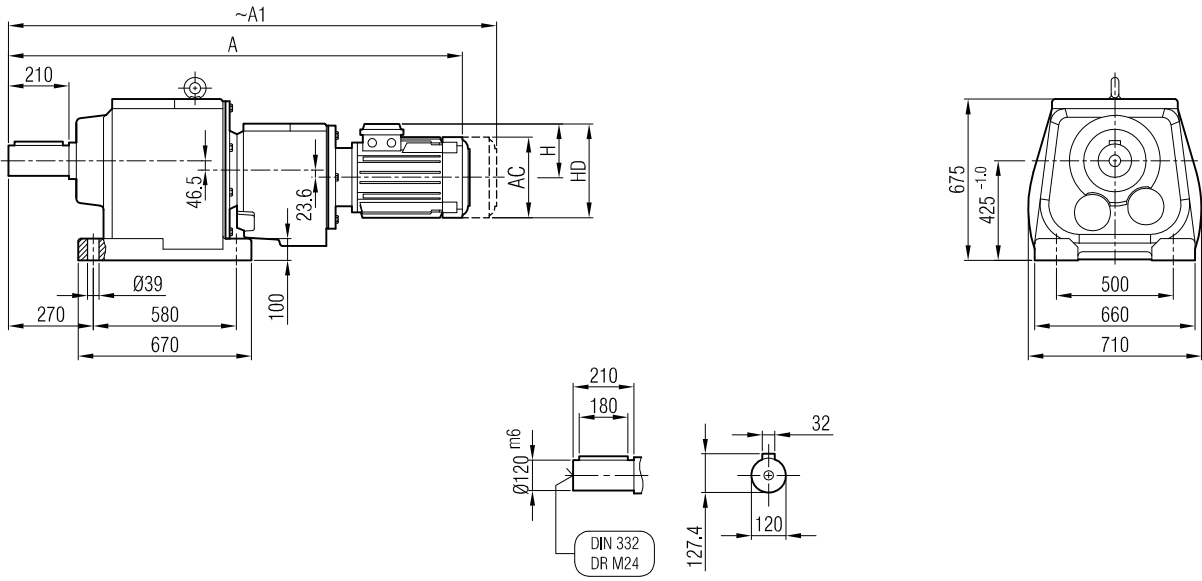


	A	Øp	Øf	ØD	s	k	m	n	Ød	l	t	u
80/B5	1167	130	165	200	M10	49	12	5	19	40	21.8	6
90/B5	1167	130	165	200	M10	49	12	5	24	50	27.3	8
100/B5	1176	180	215	250	M12	58	14	5	28	60	31.3	8
112/B5	1176	180	215	250	M12	58	14	5	28	60	31.3	8
132/B5	1213	230	265	300	M12	95	17	6	38	80	41.3	10
160/B5	1229	250	300	350	M14	111	18	6.5	42	110	45.3	12

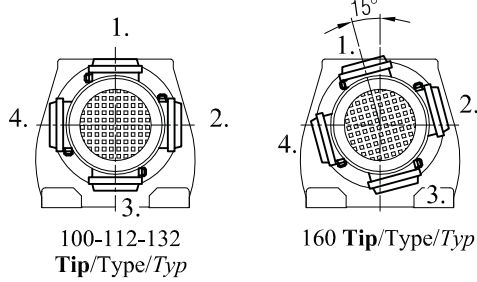




**İRAM 153 İR 103**



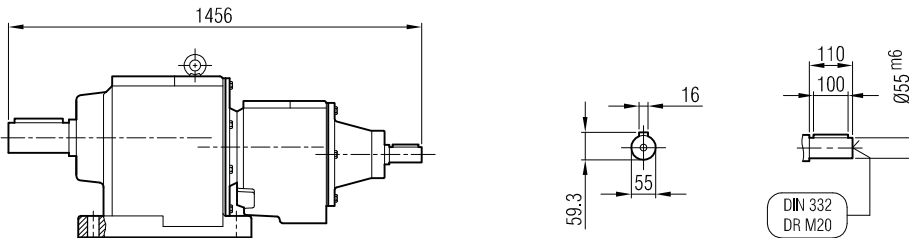
**Klemens Pozisyonları**  
Terminal Box Positions  
*Klemmenkasten Positionen*



	100	112	132 S	132 M	160 M	160 L	
A	1497	1517	1558	1596	1668	1712	
A <sub>1</sub>	1575	1600	1658	1696	1783	1827	
H	134	145	168	168	220	220	
HD	234	257	300	300	380	380	
AC	194	218	257	257	310	310	

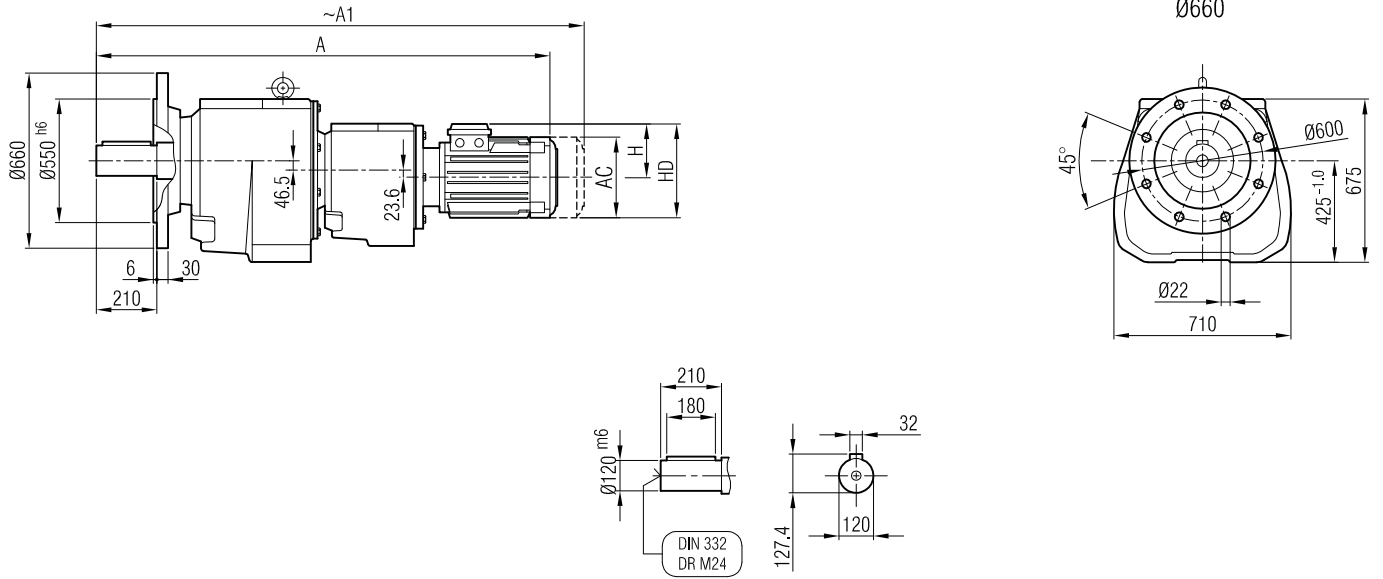
"A<sub>1</sub>" Ölçüsü Frenli Motorlar içindir.  
Dimension "A<sub>1</sub>" is for motors with brake  
Le dimensions "A<sub>1</sub>" correspondent aux moteurs équipés de freins.

**İRA 153 İR 103**

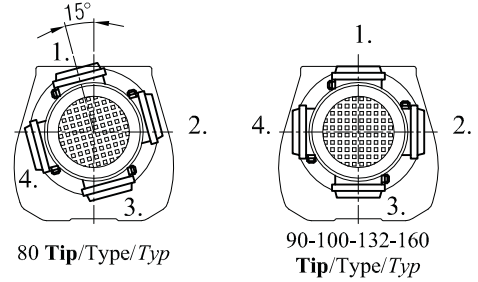




**İRFM 153 İR 103**



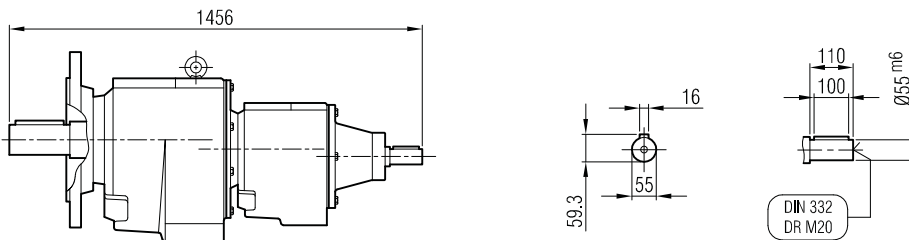
**Klemens Pozisyonları**  
Terminal Box Positions  
Klemmenkasten Positionen



	100	112	132 S	132 M	160 M	160 L
A	1497	1517	1558	1596	1668	1712
A <sub>1</sub>	1575	1600	1658	1696	1783	1827
H	134	145	168	168	220	220
HD	234	257	300	300	380	380
AC	194	218	257	257	310	310

**"A<sub>1</sub>" Ölçüsü Frenli Motorlar içindir.**  
Dimension "A<sub>1</sub>" is for motors with brake  
Le dimensions "A<sub>1</sub>" correspondent aux moteurs équipés de freins.

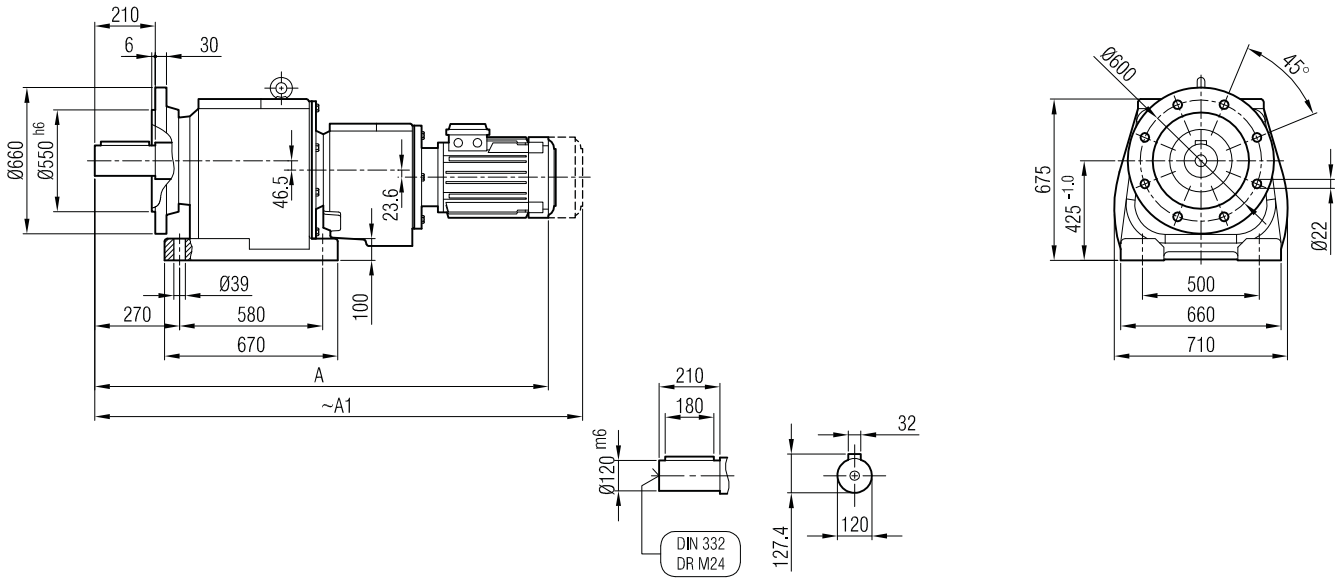
**İRF 153 İR 103**



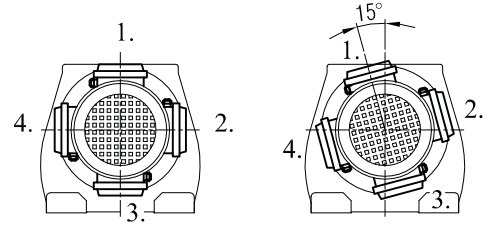




**İRAF 153 İR 103**



**Klemens Pozisyonları**  
Terminal Box Positions  
Klemmenkasten Positionen

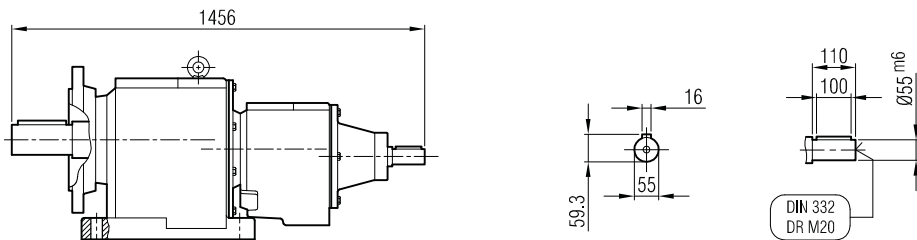


90-100-132-160  
Tip/Type/Typ

80 Tip/Type/Typ

	100	112	132 S	132 M	160 M	160 L
A	1497	1517	1558	1596	1668	1712
A <sub>1</sub>	1575	1600	1658	1696	1783	1827
H	134	145	168	168	220	220
HD	234	257	300	300	380	380
AC	194	218	257	257	310	310

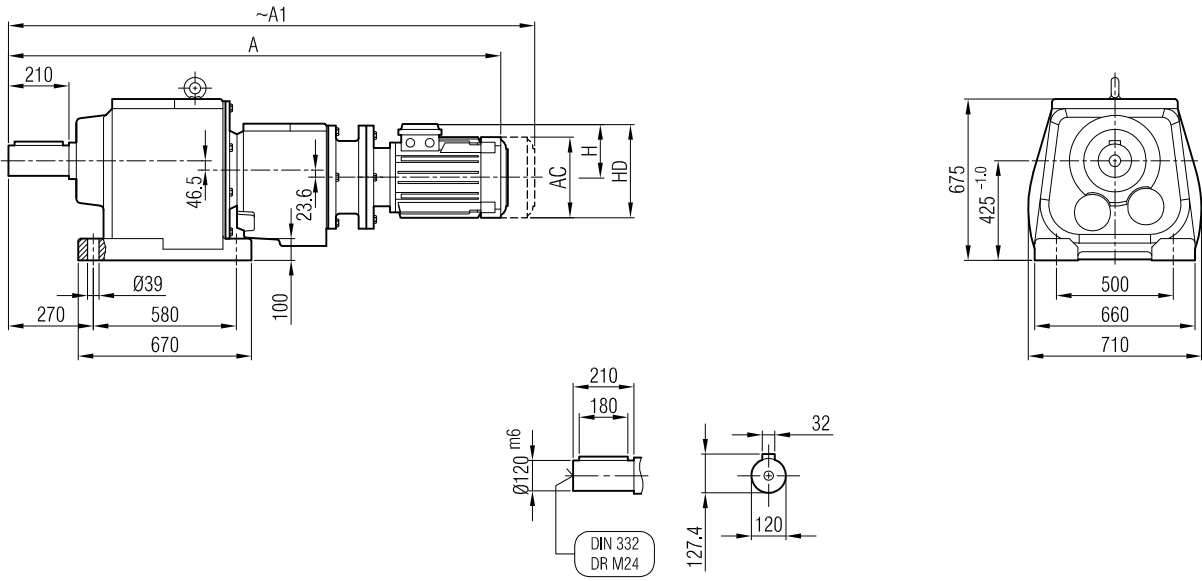
**İRAF 153 İR 103**



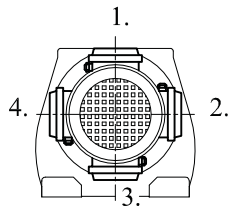
"A<sub>1</sub>" Ölçüsü Frenli Motorlar içindir.  
Dimension "A<sub>1</sub>" is for motors with brake  
Le dimensions "A<sub>1</sub>" correspond aux moteurs  
équipés de freins.



**İRAPM 153 İR 103**



**Klemens Pozisyonları**  
Terminal Box Positions  
*Klemmenkasten Positionen*



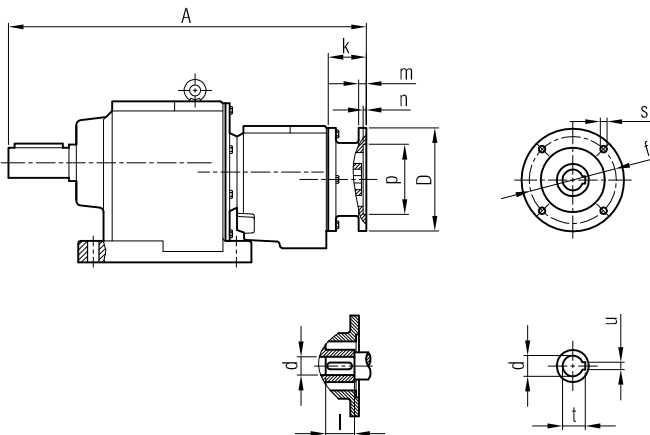
	100/B5	112/B5	132 S/B5	132 M/B5	160 M/B5	160 L/B5	
A	1559	1579	1650	1688	1767	1811	
A1	1637	1662	1750	1788	1882	1926	
H	134	145	168	168	220	220	
HD	234	257	300	300	380	380	
AC	194	218	257	257	310	310	

**"A1" Ölçüsü Frenli Motorlar içindir.**

Dimension "A1" is for motors with brake

*Le dimensions "A1" correspondent aux moteurs équipés de freins.*

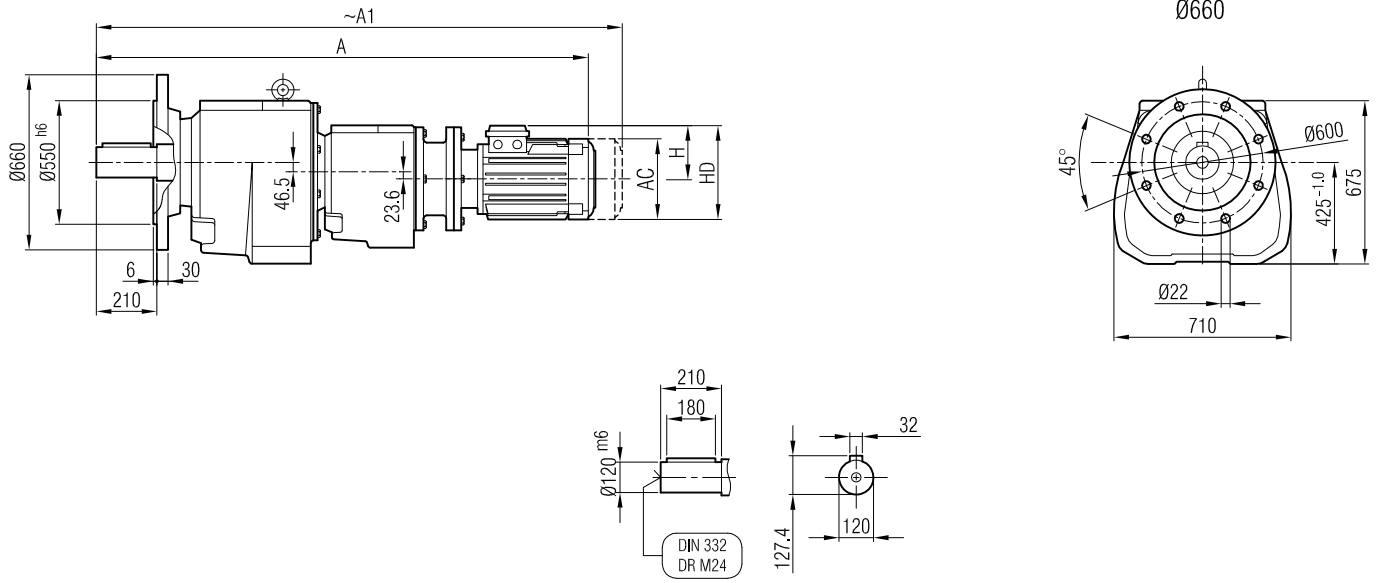
**İRAP 153 İR 103**



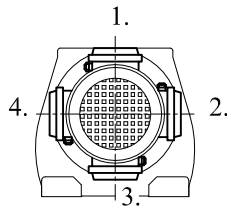
	A	Øp	Øf	ØD	s	k	m	n	Ød	l	t	u
100/B5	1243	180	215	250	M12	57	15	5	28	60	31.3	8
112/B5	1243	180	215	250	M12	57	15	5	28	60	31.3	8
132/B5	1270	230	265	300	M12	84	17	6	38	80	41.3	10
160/B5	1277	250	300	350	M14	91	18	6.5	42	110	45.3	12



**İRFPM 153 İR 103**



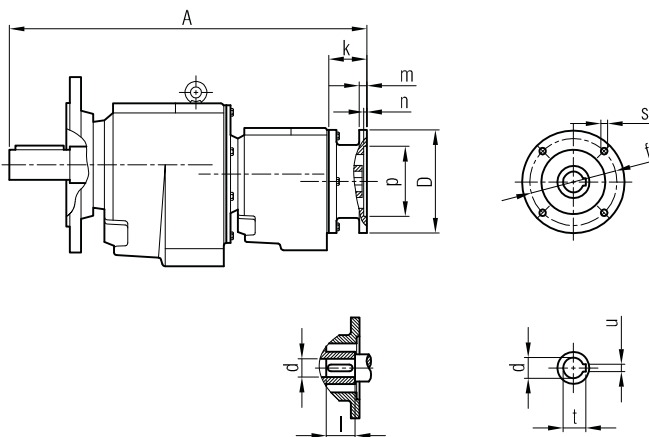
**Klemens Pozisyonları**  
Terminal Box Positions  
Klemmenkasten Positionen



	100/B5	112/B5	132 S/B5	132 M/B5	160 M/B5	160 L/B5	
A	1559	1579	1650	1688	1767	1811	
A <sub>1</sub>	1637	1662	1750	1788	1882	1926	
H	134	145	168	168	220	220	
HD	234	257	300	300	380	380	
AC	194	218	257	257	310	310	

**"A<sub>1</sub>" Ölçüsü Frenli Motorlar içindir.**  
Dimension "A<sub>1</sub>" is for motors with brake  
*Le dimensions "A<sub>1</sub>" correspondent aux moteurs équipés de freins.*

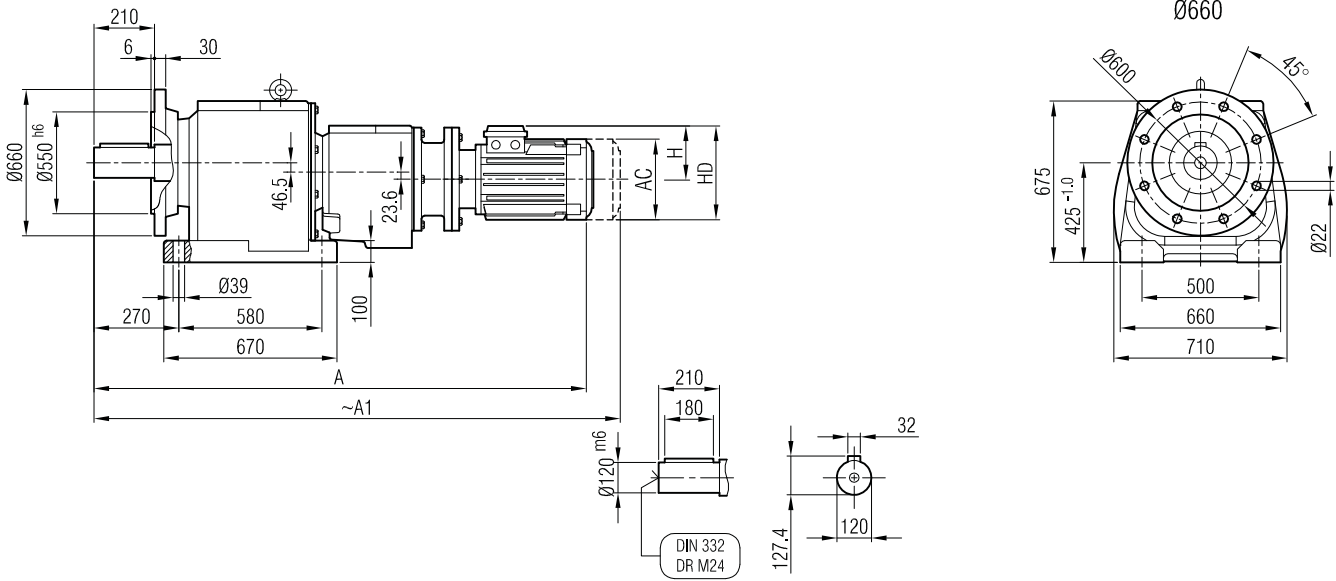
**İRFP 153 İR 103**



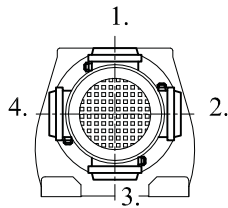
	A	Øp	Øf	ØD	s	k	m	n	Ød	l	t	u
100/B5	1243	180	215	250	M12	57	15	5	28	60	31.3	8
112/B5	1243	180	215	250	M12	57	15	5	28	60	31.3	8
132/B5	1270	230	265	300	M12	84	17	6	38	80	41.3	10
160/B5	1277	250	300	350	M14	91	18	6.5	42	110	45.3	12



**İRAFP 153 İR 103**



**Klemens Pozisyonları**  
Terminal Box Positions  
Klemmenkasten Positionen



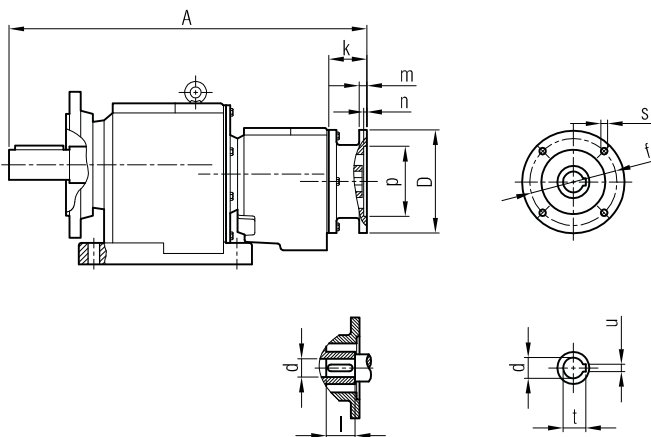
	100/B5	112/B5	132 S/B5	132 M/B5	160 M/B5	160 L/B5	
A	1559	1579	1650	1688	1767	1811	
A <sub>1</sub>	1637	1662	1750	1788	1882	1926	
H	134	145	168	168	220	220	
HD	234	257	300	300	380	380	
AC	194	218	257	257	310	310	

"A<sub>1</sub>" Ölçüsü Frenli Motorlar içindir.

Dimension "A<sub>1</sub>" is for motors with brake

Le dimensions "A<sub>1</sub>" correspondent aux moteurs équipés de freins.

**İRAFP 153 İR 103**



	A	Øp	Øf	ØD	s	k	m	n	Ød	l	t	u
100/B5	1243	180	215	250	M12	57	15	5	28	60	31.3	8
112/B5	1243	180	215	250	M12	57	15	5	28	60	31.3	8
132/B5	1270	230	265	300	M12	84	17	6	38	80	41.3	10
160/B5	1277	250	300	350	M14	91	18	6.5	42	110	45.3	12