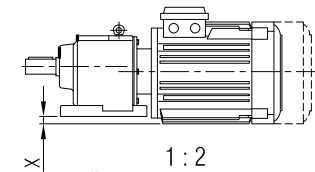
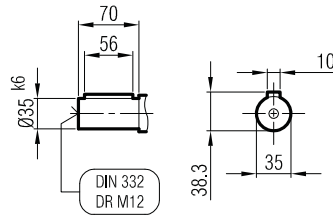
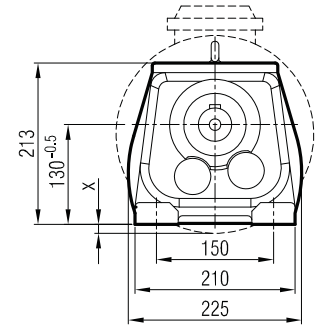
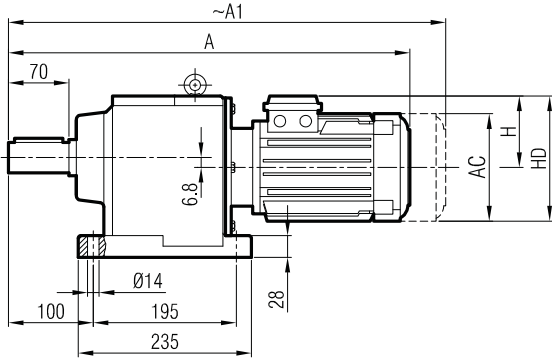


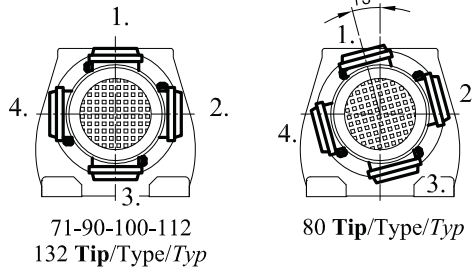


İRAM 721
İRAM 731



1 : 2
(Ölçek / Scale / échelle)

Klemens Pozisyonları
Terminal Box Positions
Klemmenkasten Positionen



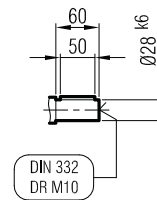
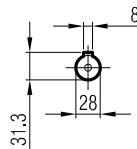
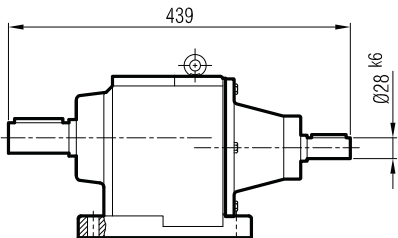
71-90-100-112
132 Tip/Type/Typ

80 Tip/Type/Typ

	71	80	90 S	90 L	100	112	132 S	132 M
A	476	506	537	562	603	626	674	712
A ₁	527	575	603	628	681	709	774	812
H	111	118	126	126	134	145	168	168
HD	182	198	216	216	234	257	300	300
AC	138	156	176	176	194	218	257	257
x	-	-	-	-	-	-	6	6

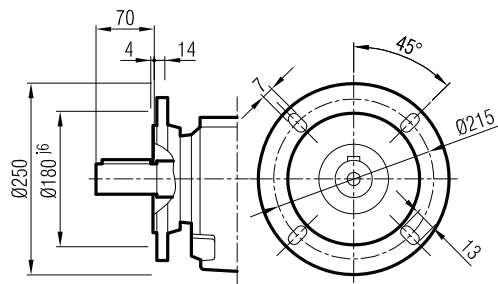
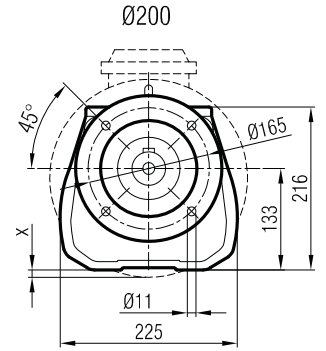
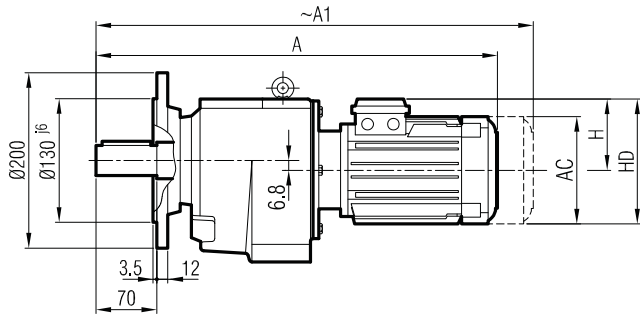
"A₁" Ölçüsü Frenli Motorlar içindir.
Dimension "A₁" is for motors with brake
Le dimensions "A₁" correspondent aux moteurs
équipés de freins.

İRA 721
İRA 731

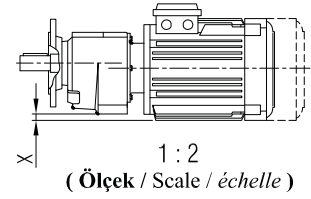
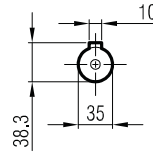
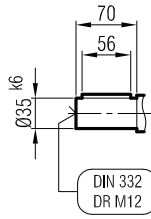




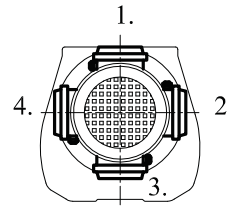
İRFM 721
İRFM 731



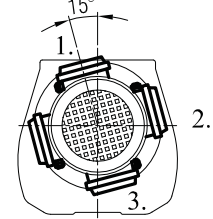
Ø250
(Opsiyonel / Optional / Optional)



Klemens Pozisyonları
Terminal Box Positions
Klemmenkasten Positionen



71-90-100-112-132
Tip/Type/Typ

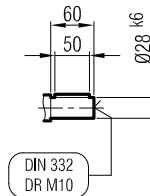
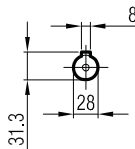
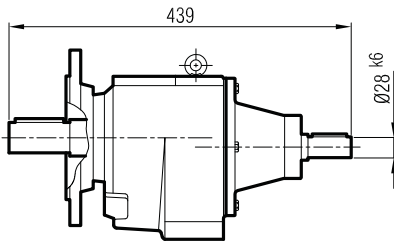


80 Tip/Type/Typ

	71	80	90 S	90 L	100	112	132 S	132 M
A	476	506	537	562	603	626	674	712
A ₁	527	575	603	628	681	709	774	812
H	111	118	126	126	134	145	168	168
HD	182	198	216	216	234	257	300	300
AC	138	156	176	176	194	218	257	257
x	-	-	-	-	-	-	6	6

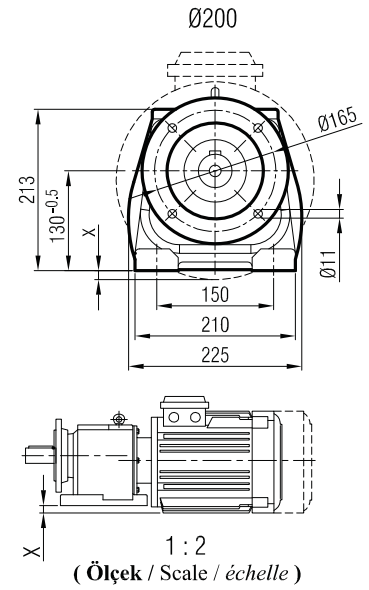
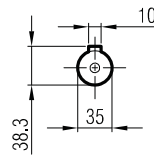
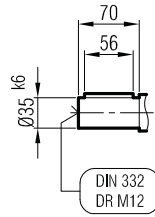
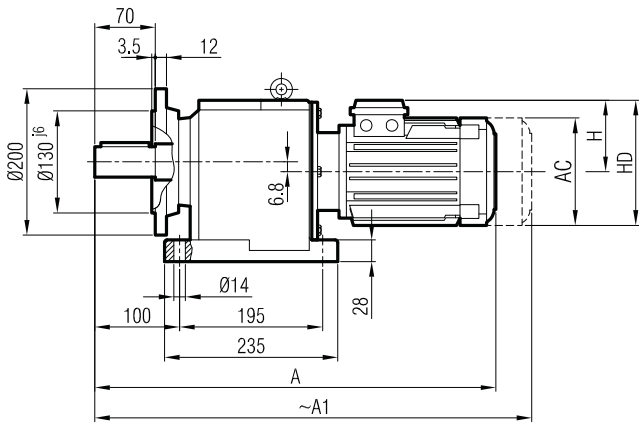
"A₁" Ölçüsü Frenli Motorlar içindir.
Dimension "A₁" is for motors with brake
Le dimensions "A₁" correspond aux moteurs équipés de freins.

İRF 721
İRF 731

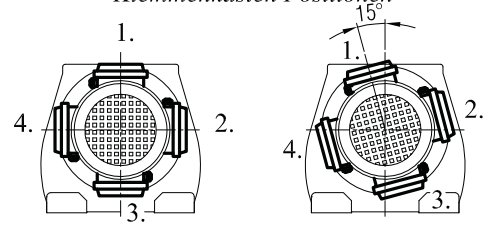




İRAFM 721
İRAFM 731



Klemens Pozisyonları
Terminal Box Positions
Klemmenkasten Positionen

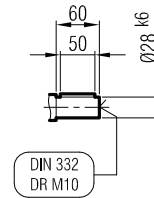
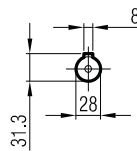
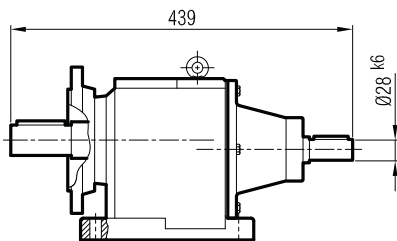


71-90-100-112
132 Tip/Type/Typ

80 Tip/Type/Typ

	71	80	90 S	90 L	100	112	132 S	132 M
A	476	506	537	562	603	626	674	712
A ₁	527	575	603	628	681	709	774	812
H	111	118	126	126	134	145	168	168
HD	182	198	216	216	234	257	300	300
AC	138	156	176	176	194	218	257	257
x	-	-	-	-	-	-	6	6

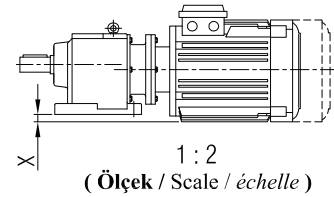
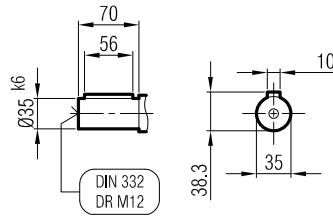
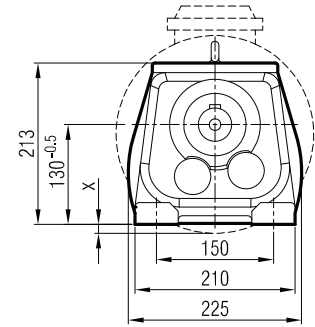
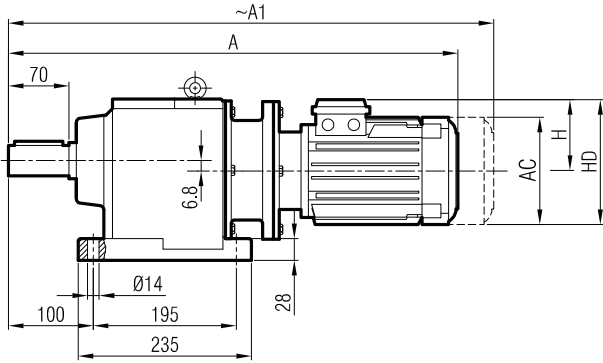
İRAF 721
İRAF 731



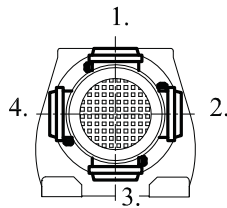
"A₁" Ölçüsü Frenli Motorlar içindir.
Dimension "A₁" is for motors with brake
Le dimensions "A₁" correspondent aux moteurs équipés de freins.



İRAPM 721
İRAPM 731



Klemens Pozisyonları
Terminal Box Positions
Klemmenkasten Positionen



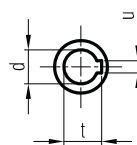
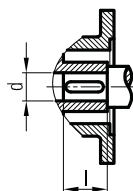
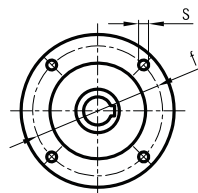
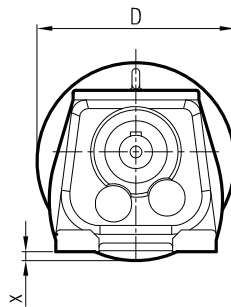
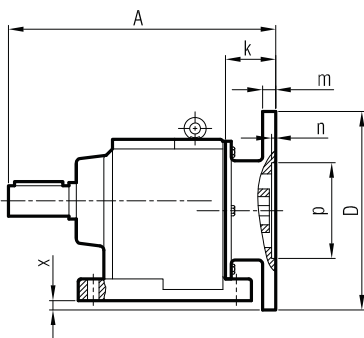
	71/B5	80/B5	90 S/B5	90 L/B5	100/B5	112/B5	132 S/B5	132 M/B5
A	553	586	601	626	663	683	751	789
A1	604	655	667	692	741	766	851	889
H	111	118	126	126	134	145	168	168
HD	182	198	216	216	234	257	300	300
AC	138	156	176	176	194	218	257	257
x	-	-	-	-	-	-	6	6

"A1" Ölçüsü Frenli Motorlar içindir.

Dimension "A1" is for motors with brake

Le dimensions "A1" correspondent aux moteurs équipés de freins.

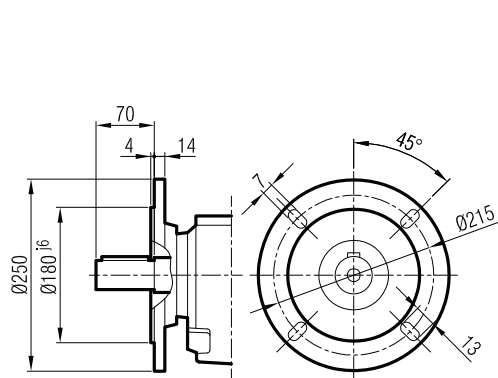
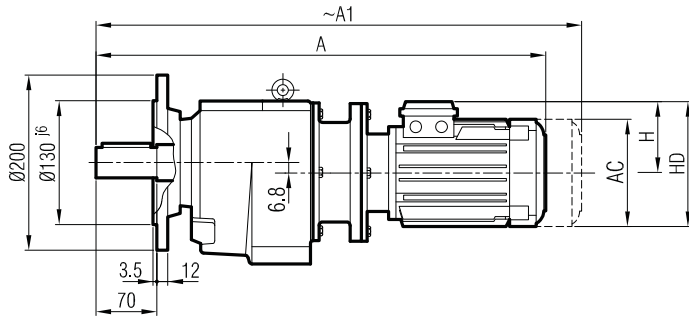
İRAP 721
İRAP 731



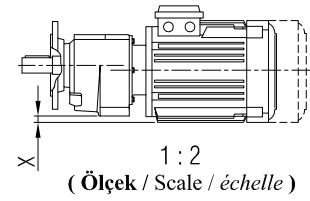
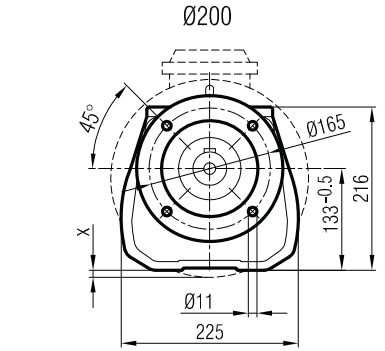
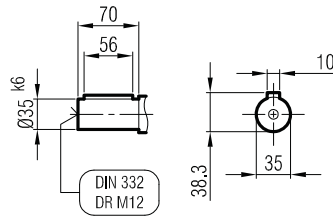
	A	Øp	Øf	ØD	s	k	m	n	Ød	l	t	u	x
71/B5	330	110	130	160	M8	55	10	4	14	30	16.3	5	-
80/B5	342	130	165	200	M10	67	12	5	19	40	21.8	6	-
90/B5	342	130	165	200	M10	67	12	5	24	50	27.3	8	-
100/B5	347	180	215	250	M12	72	14	5	28	60	31.3	8	2
112/B5	347	180	215	250	M12	72	14	5	28	60	31.3	8	2
132/B5	371	230	265	300	M12	96	17	5	38	80	41.3	10	27



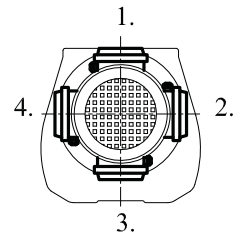
İRFPM 721
İRFPM 731



Ø250
(Opsiyonel / Optional / Optional)

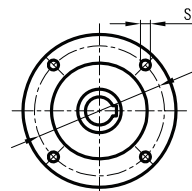
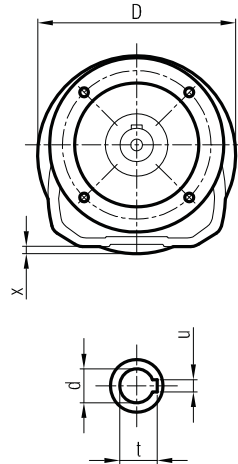
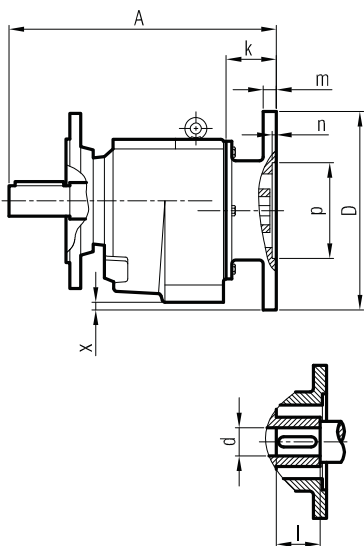


Klemens Pozisyonları
Terminal Box Positions
Klemmenkasten Positionen



	71/B5	80/B5	90 S/B5	90 L/B5	100/B5	112/B5	132 S/B5	132 M/B5
A	553	586	601	626	663	683	751	789
A ₁	604	655	667	692	741	766	851	889
H	111	118	126	126	134	145	168	168
HD	182	198	216	216	234	257	300	300
AC	138	156	176	176	194	218	257	257
X	-	-	-	-	-	-	6	6

İRFP 721
İRFP 731



	A	Øp	Øf	ØD	s	k	m	n	Ød	l	t	u	x
71/B5	330	110	130	160	M8	55	10	4	14	30	16.3	5	-
80/B5	342	130	165	200	M10	67	12	5	19	40	21.8	6	-
90/B5	342	130	165	200	M10	67	12	5	24	50	27.3	8	-
100/B5	347	180	215	250	M12	72	14	5	28	60	31.3	8	2
112/B5	347	180	215	250	M12	72	14	5	28	60	31.3	8	2
132/B5	371	230	265	300	M12	96	17	5	38	80	41.3	10	27

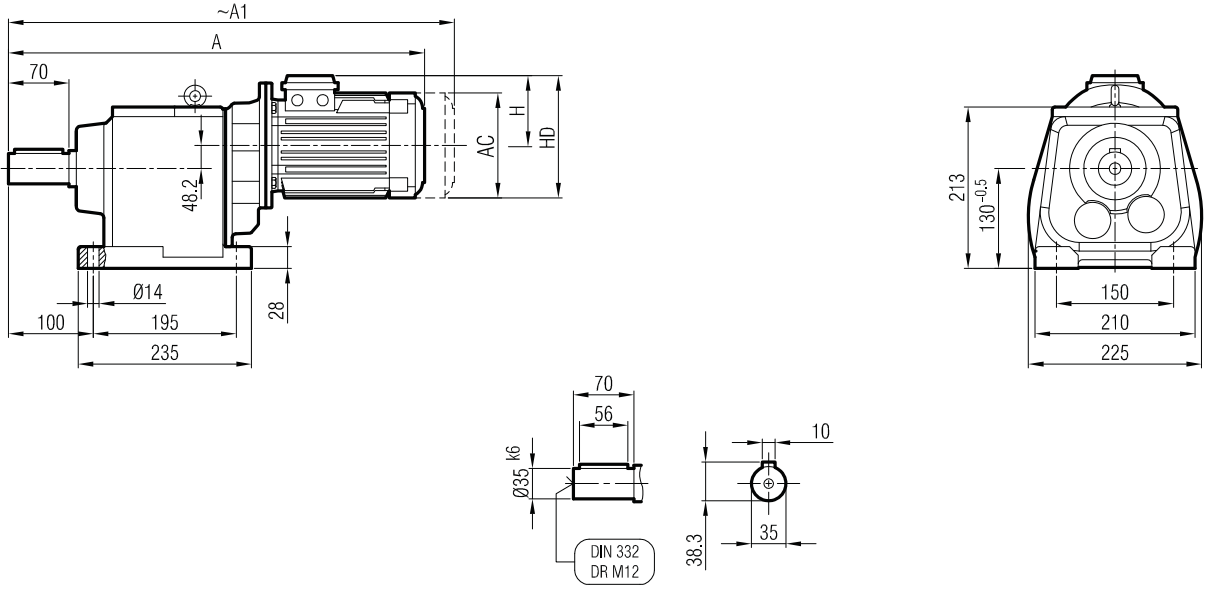
"A₁" Ölçüsü Frenli Motorlar içindir.

Dimension "A₁" is for motors with brake

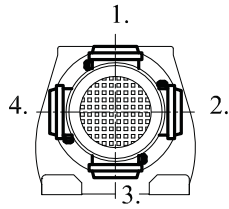
Le dimensions "A₁" correspond aux moteurs équipés de freins.



İRAM 741



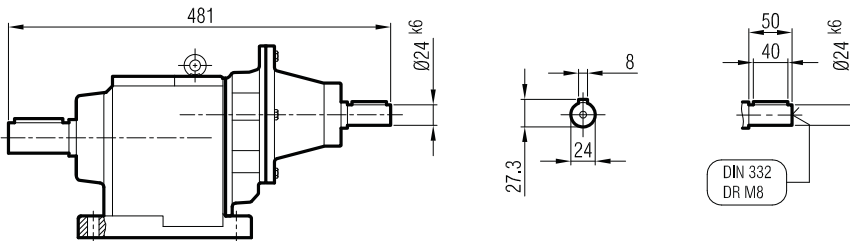
Klemens Pozisyonları
Terminal Box Positions
Klemmenkasten Positionen



	71	80				
A	549	578				
A ₁	600	647				
H	111	118				
HD	182	198				
AC	138	156				

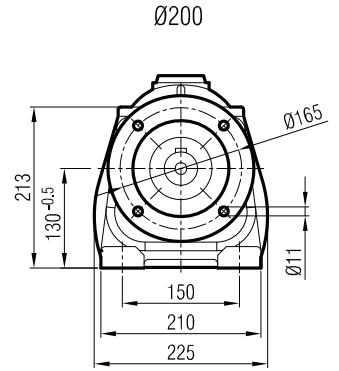
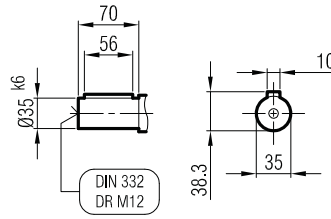
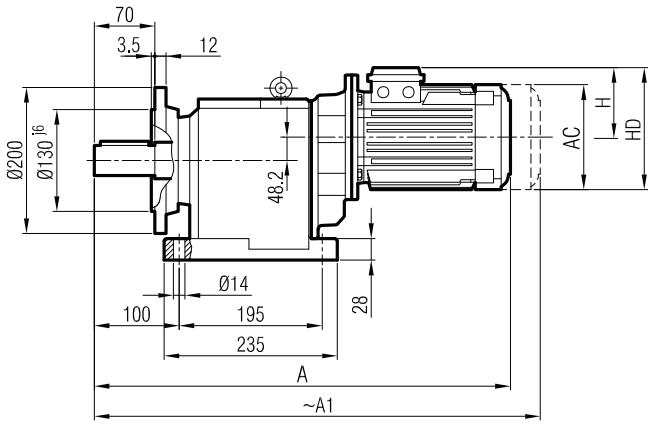
"A₁" Ölçüsü Frenli Motorlar içindir.
Dimension "A₁" is for motors with brake
Le dimensions "A₁" correspond aux moteurs équipés de freins.

İRA 741

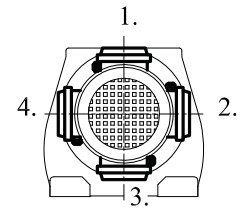




İRAF 741



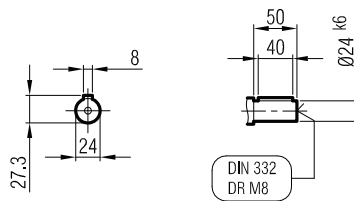
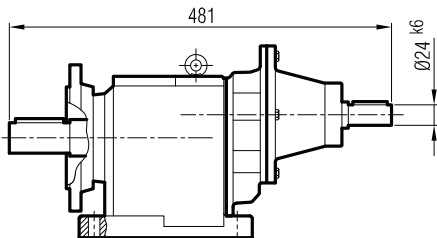
Klemens Pozisyonları
Terminal Box Positions
Klemmenkasten Positionen



	71	80			
A	549	578			
A ₁	600	647			
H	111	118			
HD	182	198			
AC	138	156			

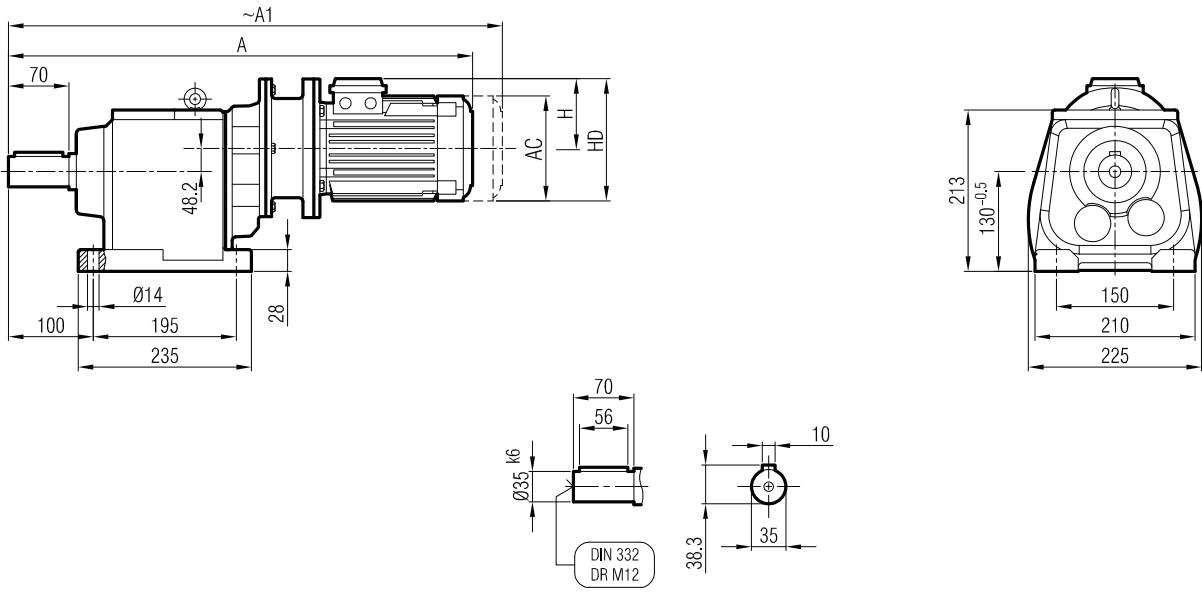
"A₁" Ölçüsü Frenli Motorlar içindir.
Dimension "A₁" is for motors with brake
Le dimensions "A₁" correspond aux moteurs équipés de freins.

İRAF 741

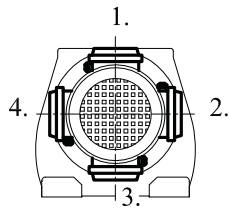




İRAPM 741



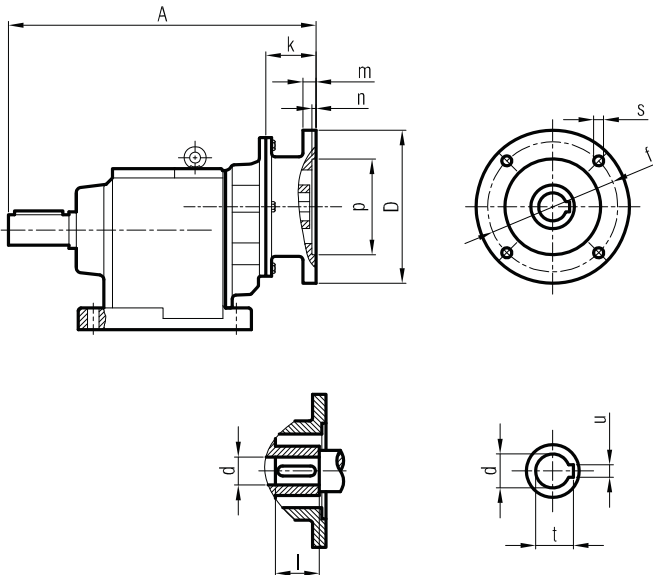
Klemens Pozisyonları
Terminal Box Positions
Klemmenkasten Positionen



	71/B5	80/B5	90 S/B5		
A	570	606	632		
A ₁	626	657	701		
H	111	118	126		
HD	182	198	216		
AC	138	156	176		

"A₁" Ölçüsü Frenli Motorlar içindir.
Dimension "A₁" is for motors with brake
Le dimensions "A₁" correspond aux moteurs équipés de freins.

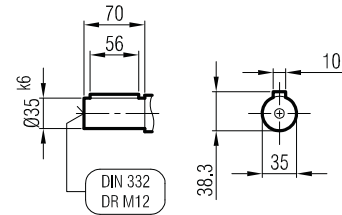
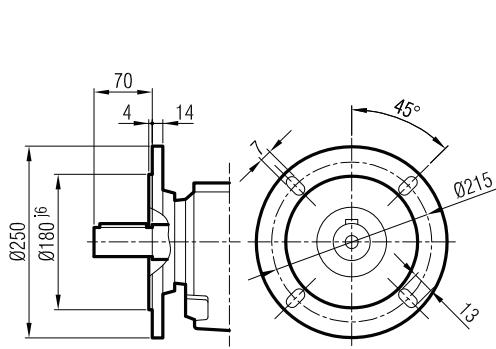
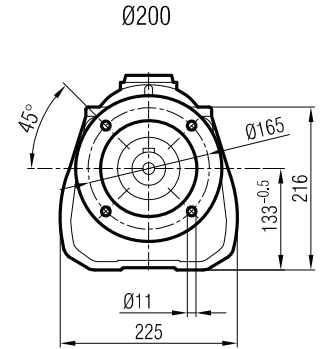
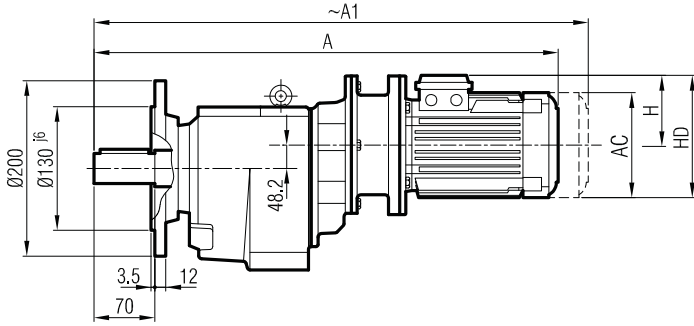
İRAP 741



	A	Øp	Øf	ØD	s	k	m	n	Ød	l	t	u
63/B5	286	95	115	140	M8	35.5	8	4	11	23	12.8	4
71/B5	296	110	130	160	M8	45	9	4	14	30	16.3	5
80/B5	301	130	165	200	M10	50	12	5	19	40	21.8	6

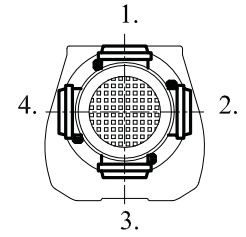


İRFPM 741



Ø250
(Opsiyonel / Optional / Optional)

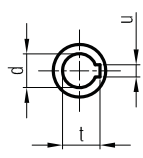
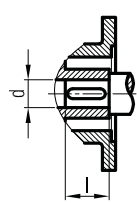
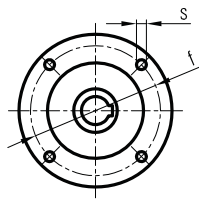
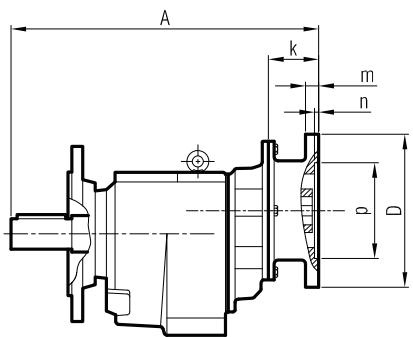
Klemens Pozisyonları
Terminal Box Positions
Klemmenkasten Positionen



	71/B5	80/B5	90 S/B5		
A	570	606	632		
A ₁	626	657	701		
H	111	118	126		
HD	182	198	216		
AC	138	156	176		

"A₁" Ölçüsü Frenli Motorlar içindir.
Dimension "A₁" is for motors with brake
Le dimensions "A₁" correspondent aux moteurs équipés de freins.

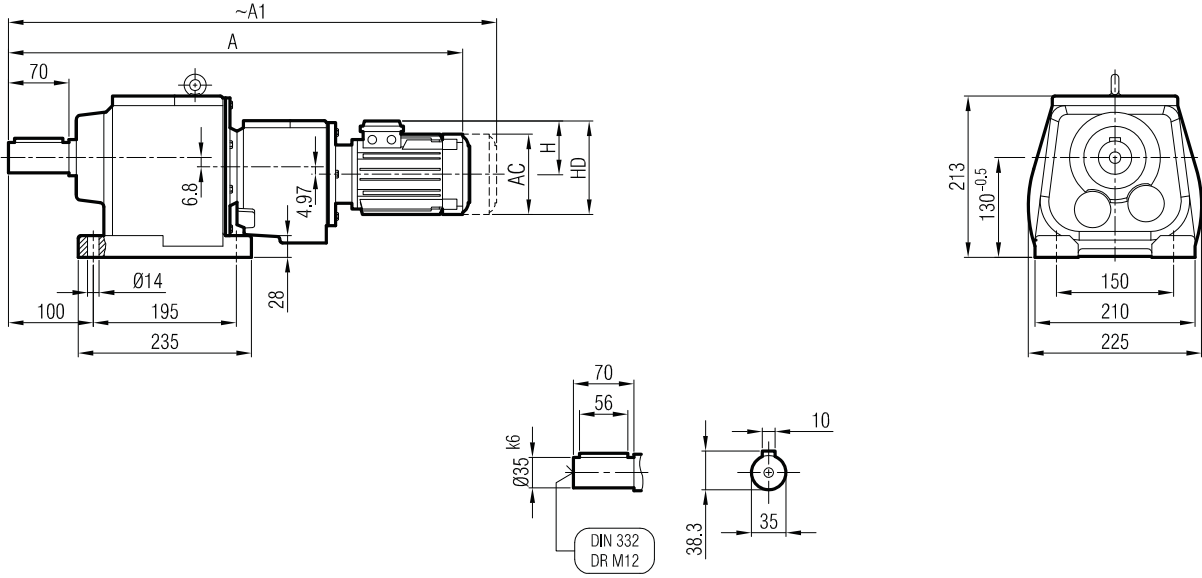
İRFP 741



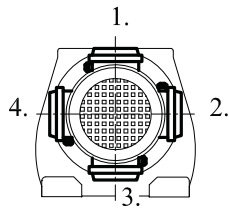
	A	Øp	Øf	ØD	s	k	m	n	Ød	l	t	u
63/B5	286	95	115	140	M8	35.5	8	4	11	23	12.8	4
71/B5	296	110	130	160	M8	45	9	4	14	30	16.3	5
80/B5	301	130	165	200	M10	50	12	5	19	40	21.8	6



İRAM 721 İR 53
İRAM 731 İR 52



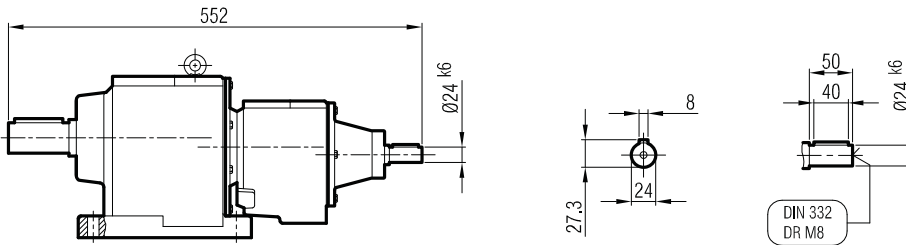
Klemens Pozisyonları
Terminal Box Positions
Klemmenkasten Positionen



	71	80				
A	641	668				
A ₁	692	737				
H	111	118				
HD	182	198				
AC	138	156				

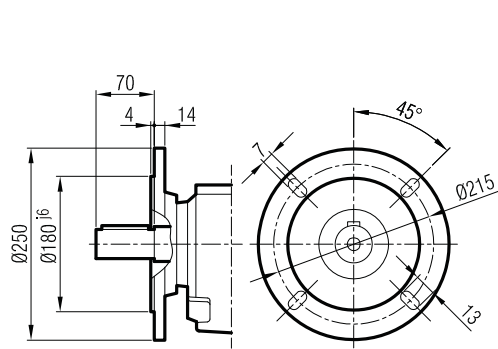
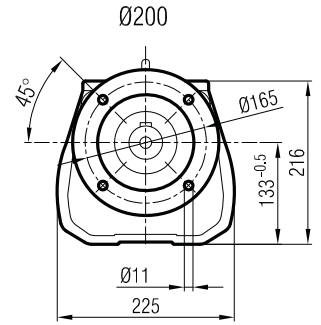
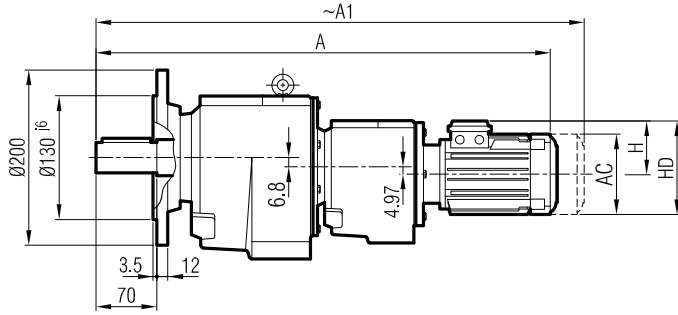
"A₁" Ölçüsü Frenli Motorlar içindir.
Dimension "A₁" is for motors with brake
Le dimensions "A₁" correspond aux moteurs équipés de freins.

İRA 721 İR 52 / İRA 721 İR 53
İRA 731 İR 52 / İRA 731 İR 53

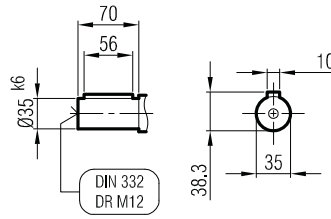




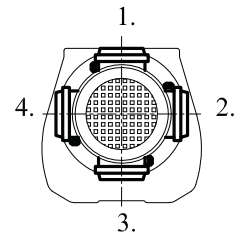
İRFM 721 İR 53
İRFM 731 İR 52



Ø250
(Opsiyonel / Optional / Optional)



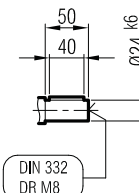
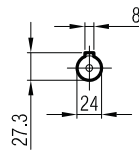
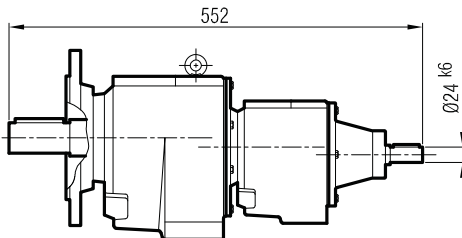
Klemens Pozisyonları
Terminal Box Positions
Klemmenkasten Positionen



	71	80				
A	641	668				
A1	692	737				
H	111	118				
HD	182	198				
AC	138	156				

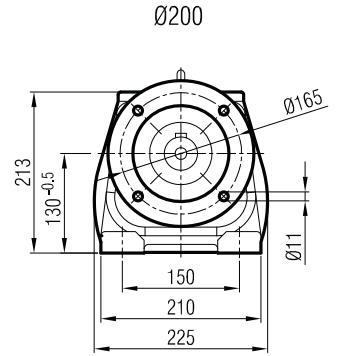
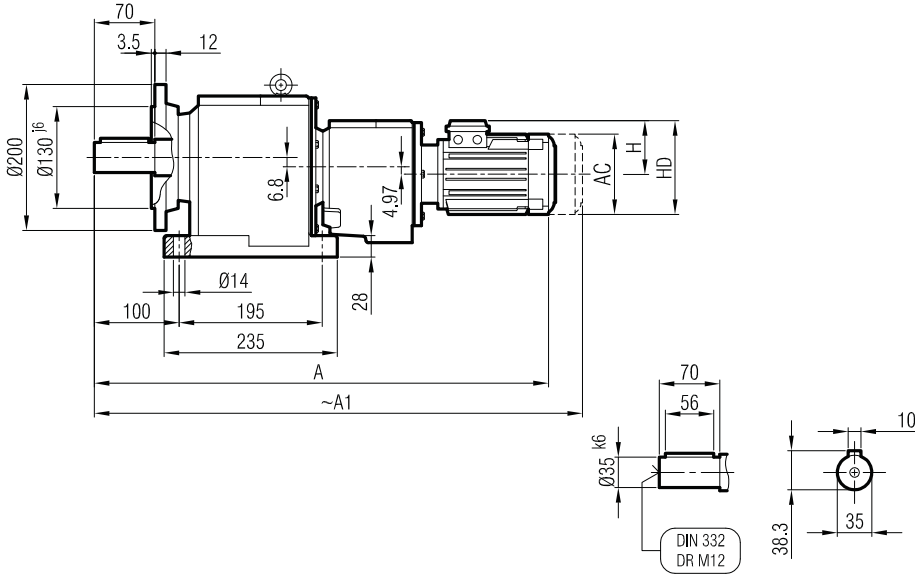
"A1" Ölçüsü Frenli Motorlar içindir.
Dimension "A1" is for motors with brake
Le dimensions "A1" correspond aux moteurs
équipés de freins.

İRF 721 İR 52 / İRF 721 İR 53
İRF 731 İR 52 / İRF 731 İR 53

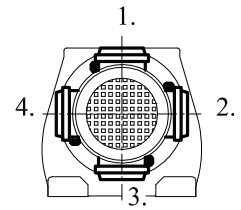




İRAF 721 İR 53
İRAF 731 İR 52



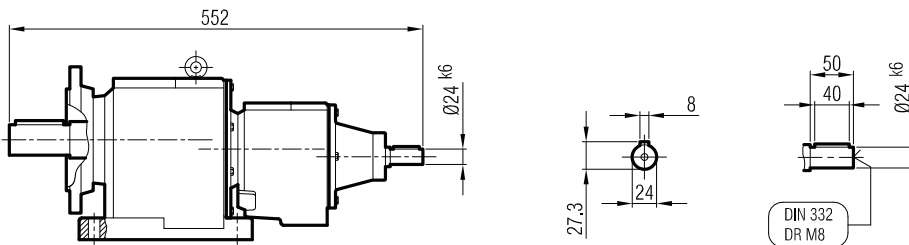
Klemens Pozisyonları
Terminal Box Positions
Klemmenkasten Positionen



	71	80			
A	641	668			
A ₁	692	737			
H	111	118			
HD	182	198			
AC	138	156			

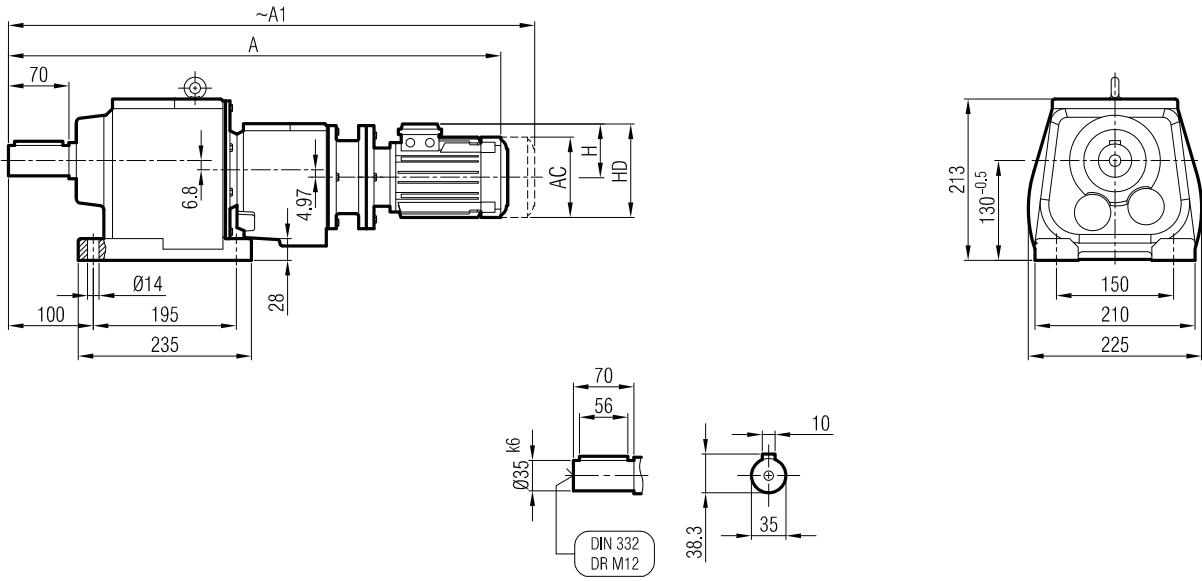
"A₁" Ölçüsü Frenli Motorlar içindir.
Dimension "A₁" is for motors with brake
Le dimensions "A₁" correspondent aux moteurs équipés de freins.

İRAF 721 İR 52 / İRAF 721 İR 53
İRAF 731 İR 52 / İRAF 731 İR 53

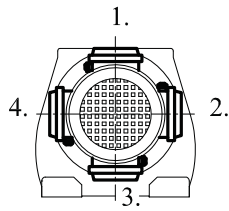




İRAPM 721 İR 53
İRAPM 731 İR 52



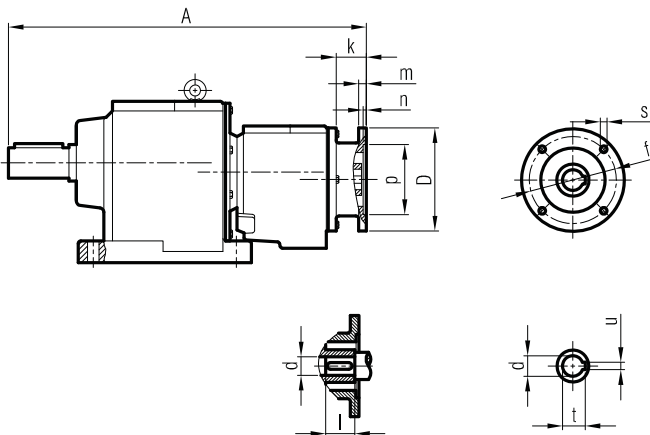
Klemens Pozisyonları
Terminal Box Positions
Klemmenkasten Positionen



	63/B5	71/B5	80/B5		
A	655	690	713		
A ₁	711	741	782		
H	97	111	118		
HD	160	182	198		
AC	121	138	156		

"A₁" Ölçüsü Frenli Motorlar içindir.
Dimension "A₁" is for motors with brake
Le dimensions "A₁" correspondent aux moteurs équipés de freins.

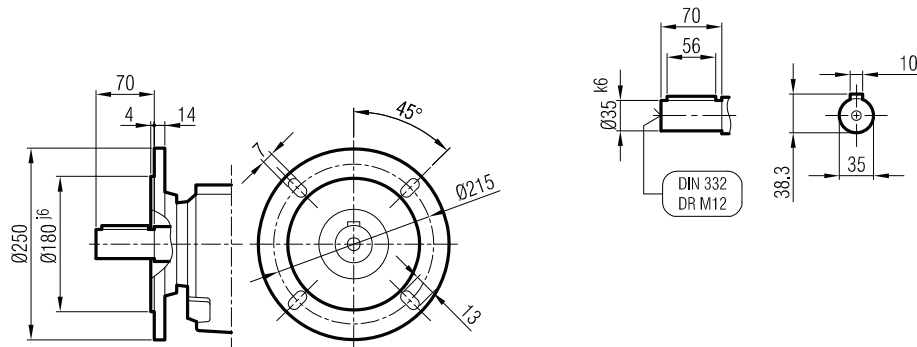
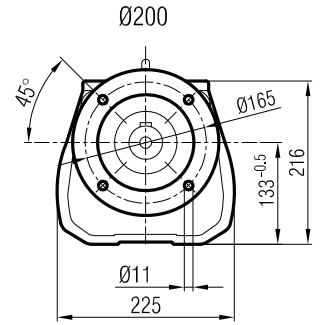
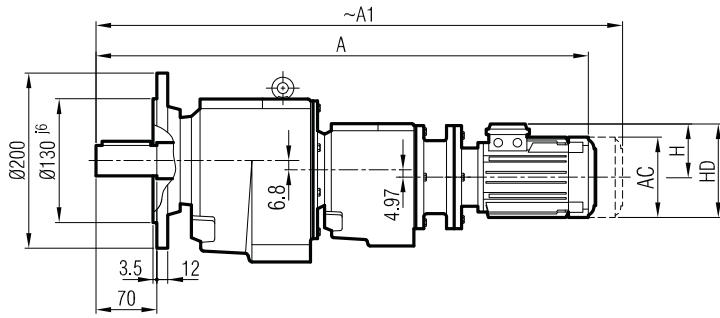
İRAP 721 İR 52 / İRAP 721 İR 53
İRAP 731 İR 52 / İRAP 731 İR 53



	A	Øp	Øf	ØD	s	k	m	n	Ød	l	t	u
63/B5	459	95	115	140	M8	35.5	8	4	11	23	12.8	4
71/B5	467	110	130	160	M8	44	9	4	14	30	16.3	5
80/B5	469	130	165	200	M10	46	12	5	19	40	21.8	6

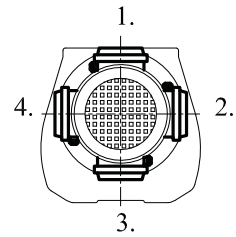


İRFPM 721 İR 53
İRFPM 731 İR 52



Ø250
(Opsiyonel / Optional / Optional)

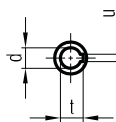
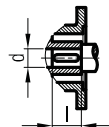
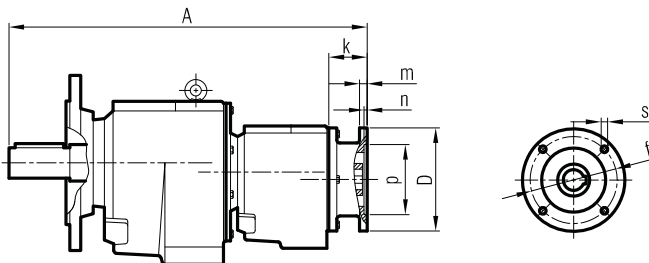
Klemens Pozisyonları
Terminal Box Positions
Klemmenkasten Positionen



	63/B5	71/B5	80/B5		
A	655	690	713		
A ₁	711	741	782		
H	97	111	118		
HD	160	182	198		
AC	121	138	156		

"A₁" Ölçüsü Frenli Motorlar içindir.
Dimension "A₁" is for motors with brake
Le dimensions "A₁" correspond aux moteurs
équipés de freins.

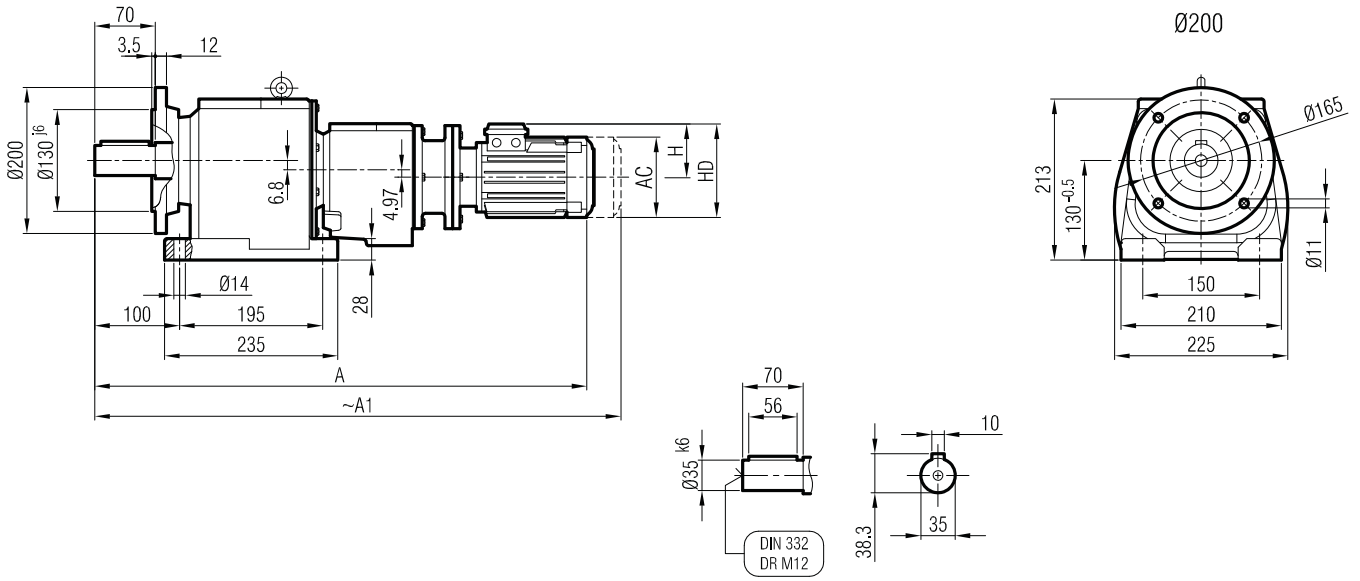
İRFP 721 İR 52 / İRFP 721 İR 53
İRFP 731 İR 52 / İRFP 731 İR 53



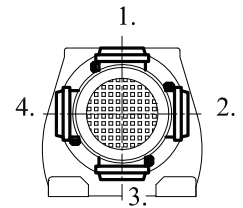
	A	Øp	Øf	ØD	s	k	m	n	Ød	l	t	u
63/B5	459	95	115	140	M8	35.5	8	4	11	23	12.8	4
71/B5	467	110	130	160	M8	44	9	4	14	30	16.3	5
80/B5	469	130	165	200	M10	46	12	5	19	40	21.8	6



İRAFPM 721 İR 53
İRAFPM 731 İR 52



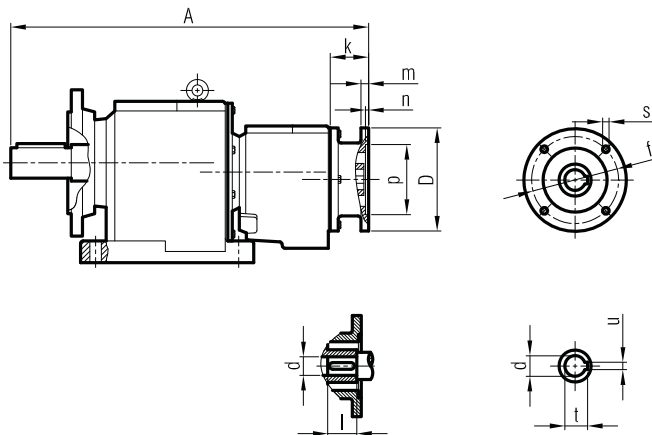
Klemens Pozisyonları
Terminal Box Positions
Klemmenkasten Positionen



	63/B5	71/B5	80/B5		
A	655	690	713		
A ₁	711	741	782		
H	97	111	118		
HD	160	182	198		
AC	121	138	156		

"A₁" Ölçüsü Frenli Motorlar içindir.
Dimension "A₁" is for motors with brake
Le dimensions "A₁" correspondent aux moteurs
équipés de freins.

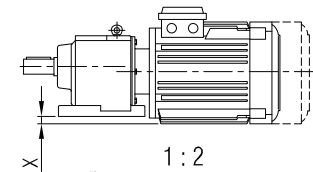
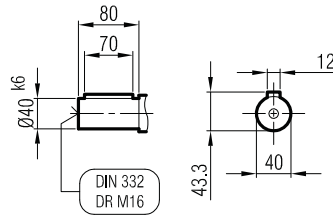
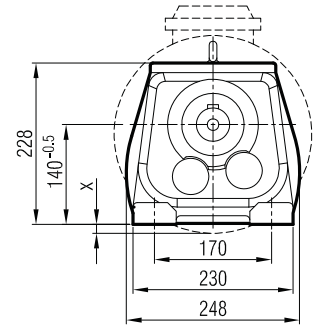
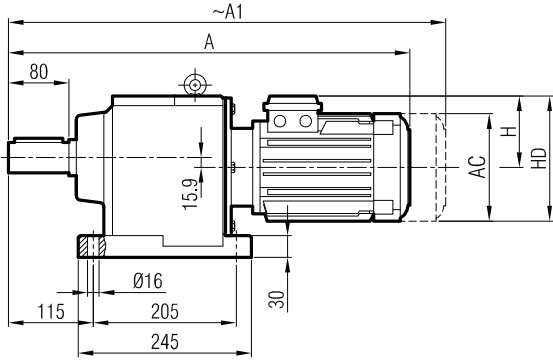
İRAFP 721 İR 52 / İRAFP 721 İR 53
İRAFP 731 İR 52 / İRAFP 731 İR 53



	A	Øp	Øf	ØD	s	k	m	n	Ød	l	t	u
63/B5	459	95	115	140	M8	35.5	8	4	11	23	12.8	4
71/B5	467	110	130	160	M8	44	9	4	14	30	16.3	5
80/B5	469	130	165	200	M10	46	12	5	19	40	21.8	6

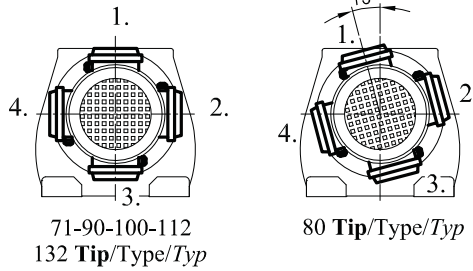


İRAM 72
İRAM 73



1 : 2
(Ölçek / Scale / échelle)

Klemens Pozisyonları
Terminal Box Positions
Klemmenkasten Positionen



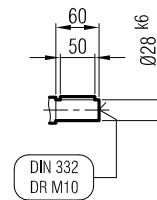
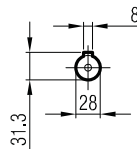
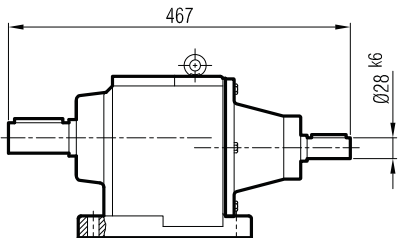
71-90-100-112
132 Tip/Type/Typ

80 Tip/Type/Typ

	71	80	90 S	90 L	100	112	132 S	132 M	160 M
A	505	535	565	590	631	654	716	754	832
A ₁	556	604	631	656	709	737	816	854	947
H	111	118	126	126	134	145	168	168	220
HD	182	198	216	216	234	257	300	300	380
AC	138	156	176	176	194	218	257	257	310
X	-	-	-	-	-	-	5	5	31

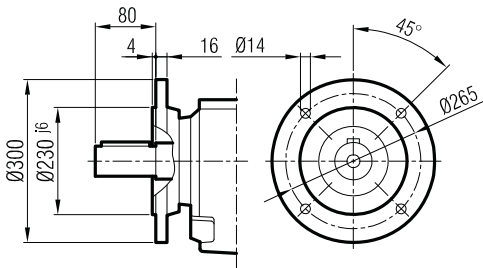
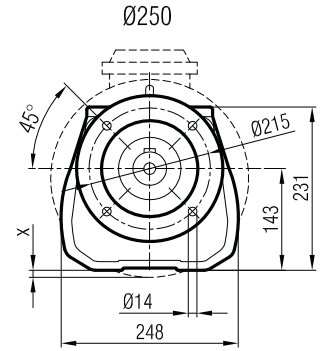
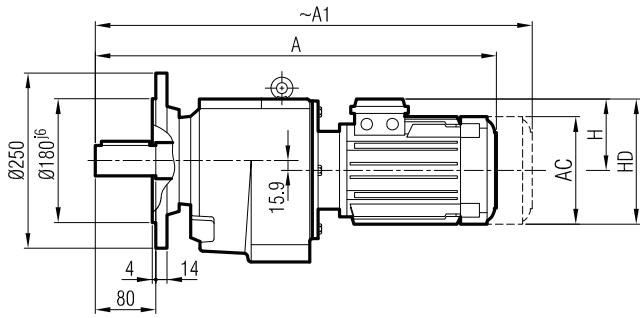
"A₁" Ölçüsü Frenli Motorlar içindir.
Dimension "A₁" is for motors with brake
Le dimensions "A₁" correspondent aux moteurs
équipés de freins.

İRA 72
İRA 73

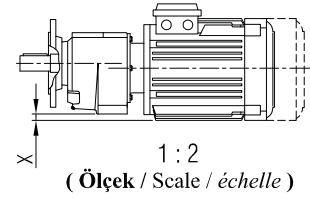
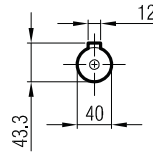
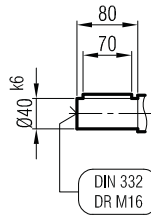




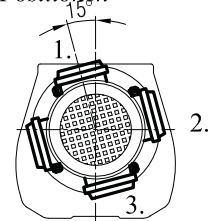
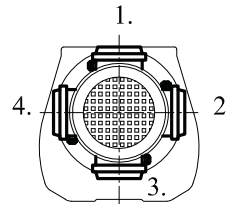
İRFM 72
İRFM 73



Ø300
(Opsiyonel / Optional / Optional)



Klemens Pozisyonları
Terminal Box Positions
Klemmenkasten Positionen

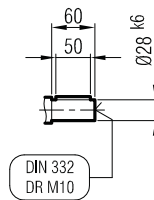
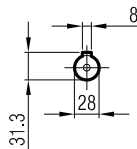
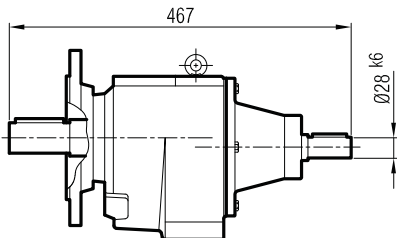


71-90-100-112-132
Tip/Type/Typ

80 Tip/Type/Typ

	71	80	90 S	90 L	100	112	132 S	132 M	160 M
A	505	535	565	590	631	654	716	754	832
A ₁	556	604	631	656	709	737	816	854	947
H	111	118	126	126	134	145	168	168	220
HD	182	198	216	216	234	257	300	300	380
AC	138	156	176	176	194	218	257	257	310
x	-	-	-	-	-	-	5	5	31

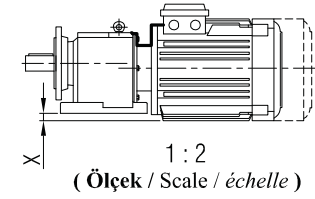
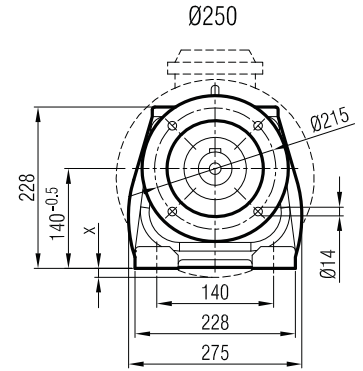
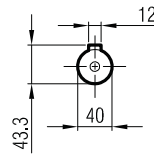
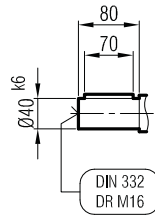
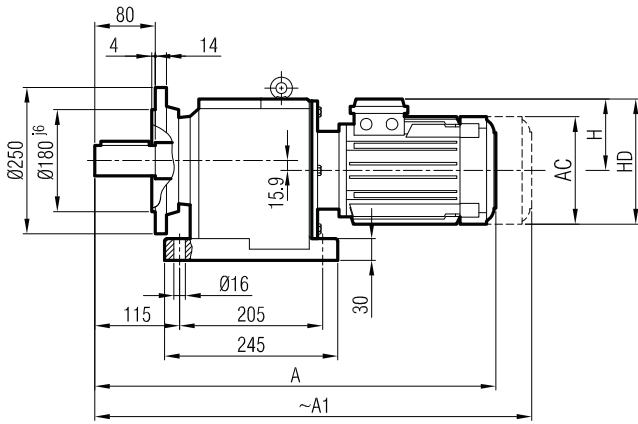
İRF 72
İRF 73



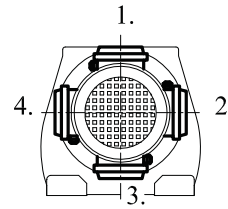
"A₁" Ölçüsü Frenli Motorlar içindir.
Dimension "A₁" is for motors with brake
Le dimensions "A₁" correspond aux moteurs
équipés de freins.



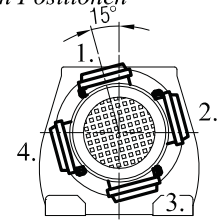
İRAFM 72
İRAFM 73



Klemens Pozisyonları
Terminal Box Positions
Klemmenkasten Positionen



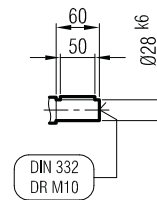
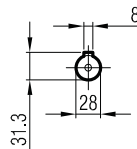
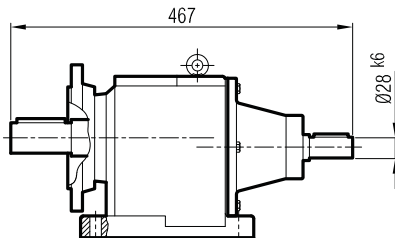
71-90-100-112
132 Tip/Type/Typ



80 Tip/Type/Typ

	71	80	90 S	90 L	100	112	132 S	132 M	160 M
A	505	535	565	590	631	654	716	754	832
A ₁	556	604	631	656	709	737	816	854	947
H	111	118	126	126	134	145	168	168	220
HD	182	198	216	216	234	257	300	300	380
AC	138	156	176	176	194	218	257	257	310
x	-	-	-	-	-	-	5	5	31

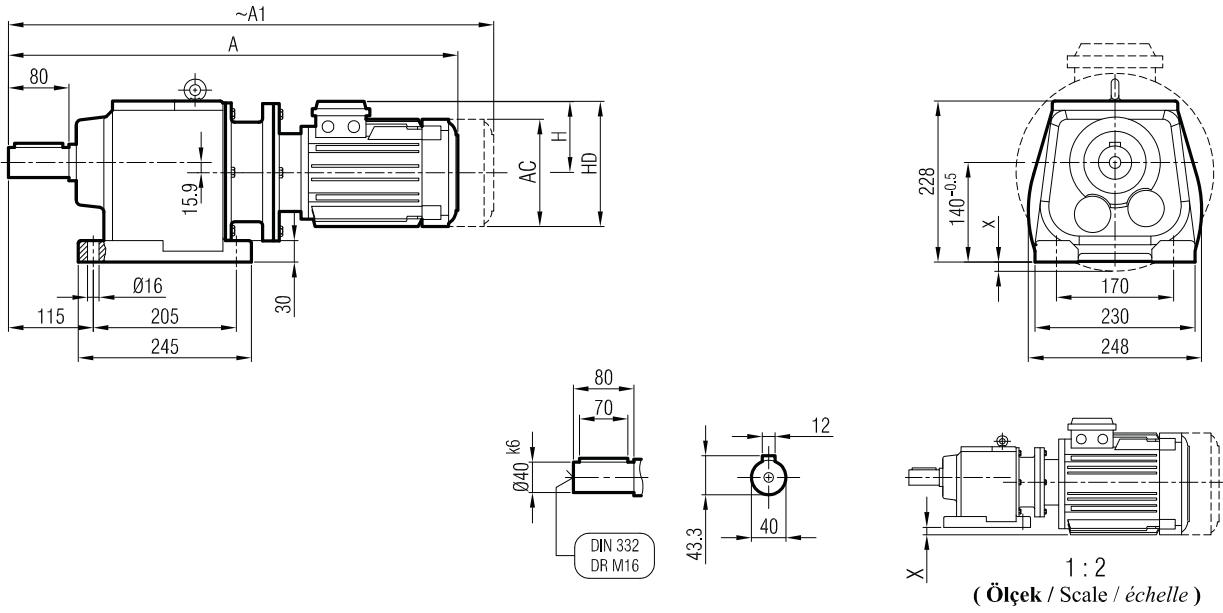
İRAF 72
İRAF 73



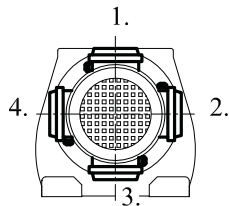
"A₁" Ölçüsü Frenli Motorlar içindir.
Dimension "A₁" is for motors with brake
Le dimensions "A₁" correspond aux moteurs
équipés de freins.



İRAPM 72
İRAPM 73



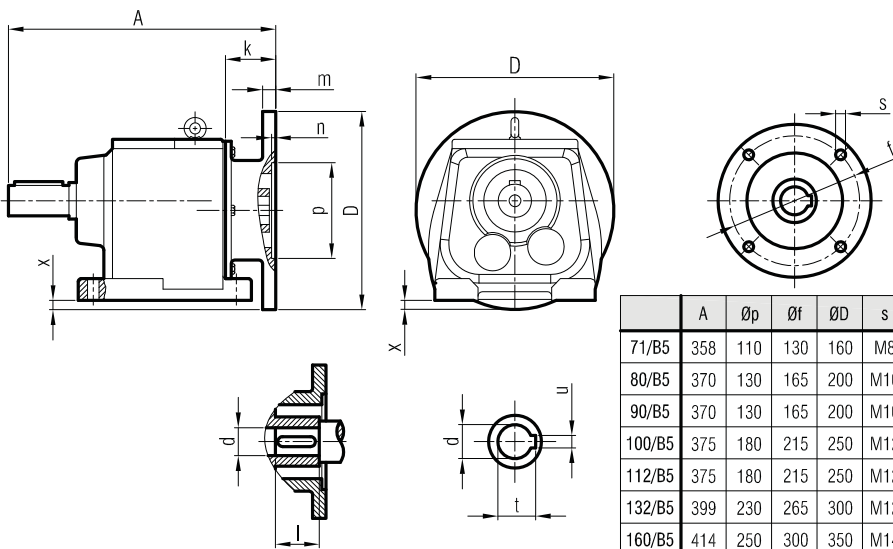
Klemens Pozisyonları
Terminal Box Positions
Klemmenkasten Positionen



	71/B5	80/B5	90 S/B5	90 L/B5	100/B5	112/B5	132 S/B5	132 M/B5	160 M/B5
A	581	614	629	654	691	711	779	817	904
A ₁	632	683	695	720	769	794	879	917	1019
H	111	118	126	126	134	145	168	168	220
HD	182	198	216	216	234	257	300	300	380
AC	138	156	176	176	194	218	257	257	310
X	-	-	-	-	-	-	5	5	31

"A₁" Ölçüsü Frenli Motorlar içindir.
Dimension "A₁" is for motors with brake
Le dimensions "A₁" correspond aux moteurs équipés de freins.

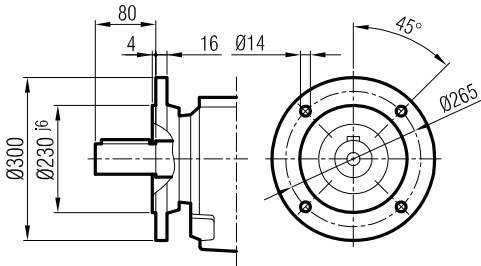
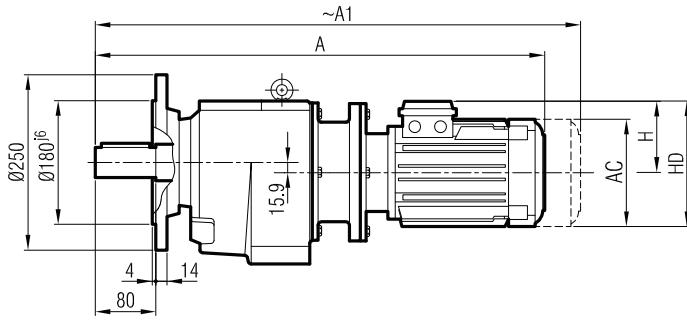
İRAP 72
İRAP 73



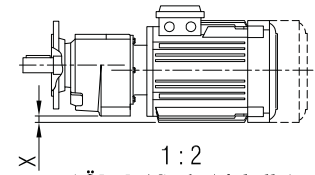
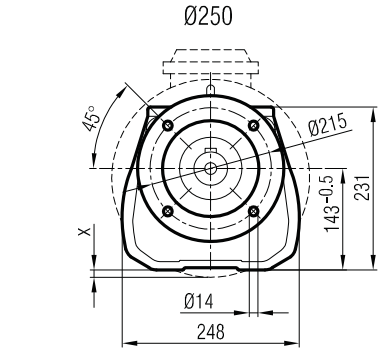
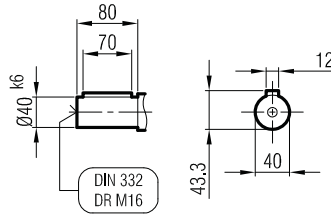
	A	Øp	Øf	ØD	s	k	m	n	Ød	l	t	u	x
71/B5	358	110	130	160	M8	55	10	4	14	30	16.3	5	-
80/B5	370	130	165	200	M10	67	12	5	19	40	21.8	6	-
90/B5	370	130	165	200	M10	67	12	5	24	50	27.3	8	-
100/B5	375	180	215	250	M12	72	14	5	28	60	31.3	8	1
112/B5	375	180	215	250	M12	72	14	5	28	60	31.3	8	1
132/B5	399	230	265	300	M12	96	17	5	38	80	41.3	10	26
160/B5	414	250	300	350	M14	111	18	6.5	42	109	41.3	10	51



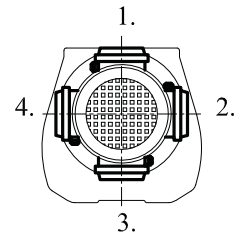
İRFPM 72
İRFPM 73



Ø300
(Opsiyonel / Optional / Optional)



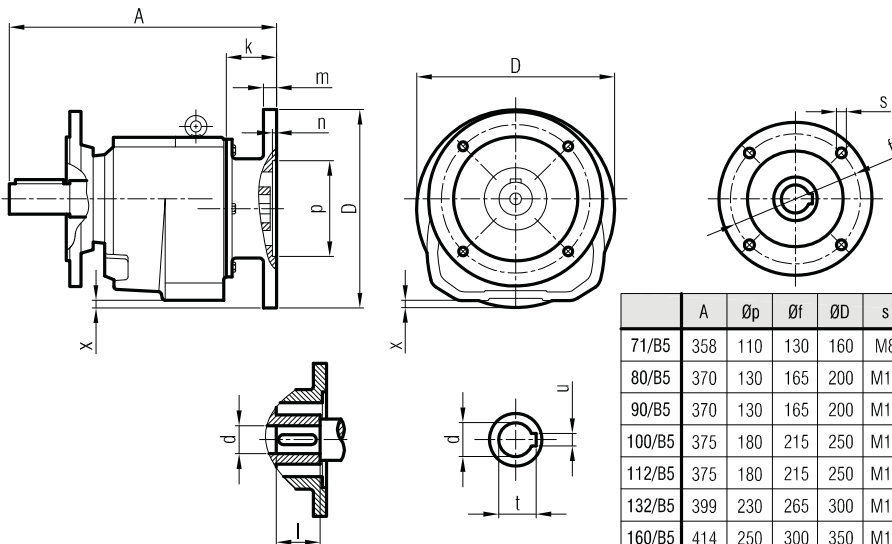
Klemens Pozisyonları
Terminal Box Positions
Klemmenkasten Positionen



	71/B5	80/B5	90 S/B5	90 L/B5	100/B5	112/B5	132 S/B5	132 M/B5	160 M/B5
A	581	614	629	654	691	711	779	817	904
A ₁	632	683	695	720	769	794	879	917	1019
H	111	118	126	126	134	145	168	168	220
HD	182	198	216	216	234	257	300	300	380
AC	138	156	176	176	194	218	257	257	310
x	-	-	-	-	-	-	5	5	31

İRFP 72
İRFP 73

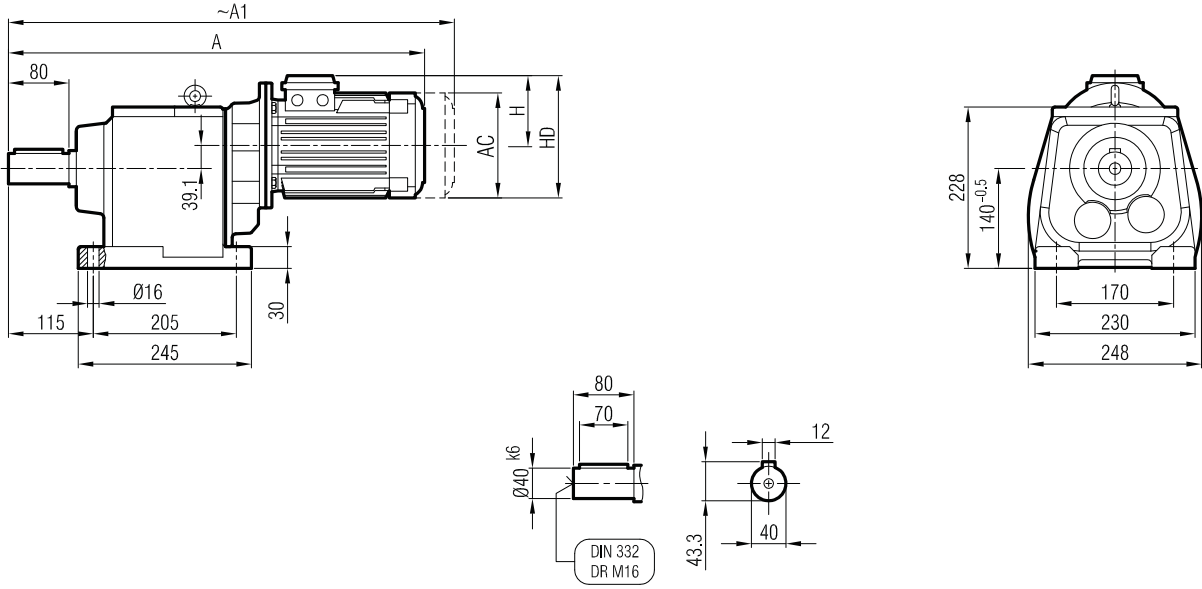
"A₁" Ölçüsü Frenli Motorlar içindir.
Dimension "A₁" is for motors with brake
Le dimensions "A₁" correspond aux moteurs équipés de freins.



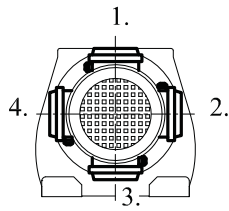
	A	Øp	Øf	ØD	s	k	m	n	Ød	l	t	u	x
71/B5	358	110	130	160	M8	55	10	4	14	30	16,3	5	-
80/B5	370	130	165	200	M10	67	12	5	19	40	21,8	6	-
90/B5	370	130	165	200	M10	67	12	5	24	50	27,3	8	-
100/B5	375	180	215	250	M12	72	14	5	28	60	31,3	8	1
112/B5	375	180	215	250	M12	72	14	5	28	60	31,3	8	1
132/B5	399	230	265	300	M12	96	17	5	38	80	41,3	10	26
160/B5	414	250	300	350	M14	111	18	6,5	42	109	41,3	10	51



İRAM 74



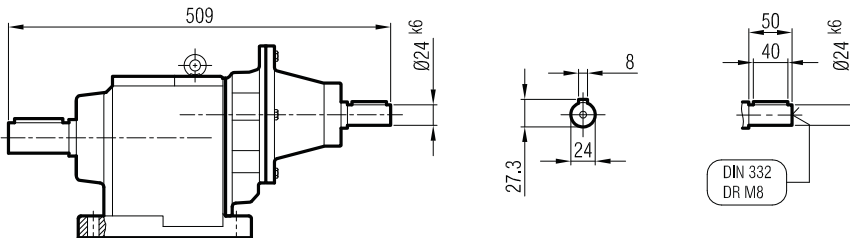
Klemens Pozisyonları
Terminal Box Positions
Klemmenkasten Positionen



	71	80				
A	577	606				
A ₁	628	675				
H	111	118				
HD	182	198				
AC	138	156				

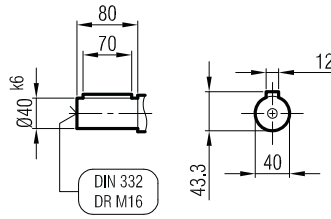
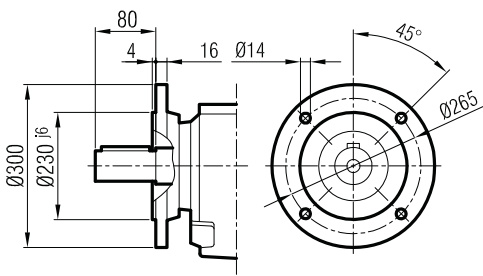
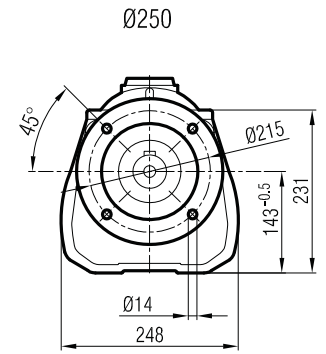
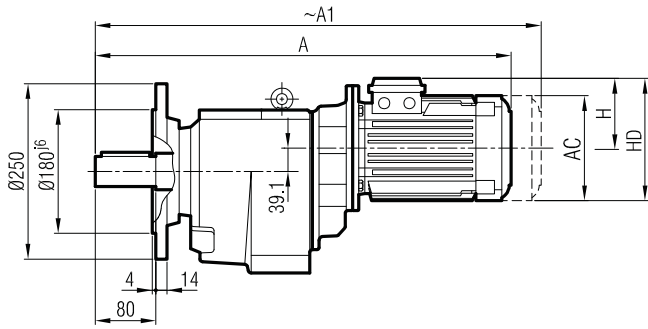
"A₁" Ölçüsü Frenli Motorlar içindir.
Dimension "A₁" is for motors with brake
Le dimensions "A₁" correspond aux moteurs équipés de freins.

İRA 74



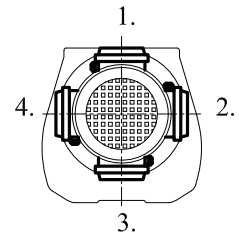


İRFM 74



Ø300
(Opsiyonel / Optional / Optional)

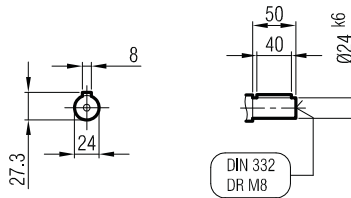
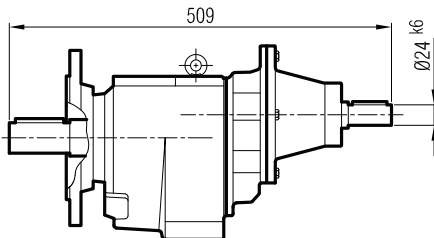
Klemens Pozisyonları
Terminal Box Positions
Klemmenkasten Positionen



	71	80				
A	577	606				
A ₁	628	675				
H	111	118				
HD	182	198				
AC	138	156				

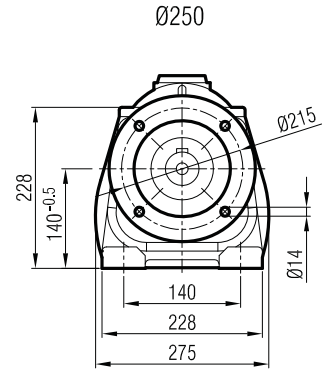
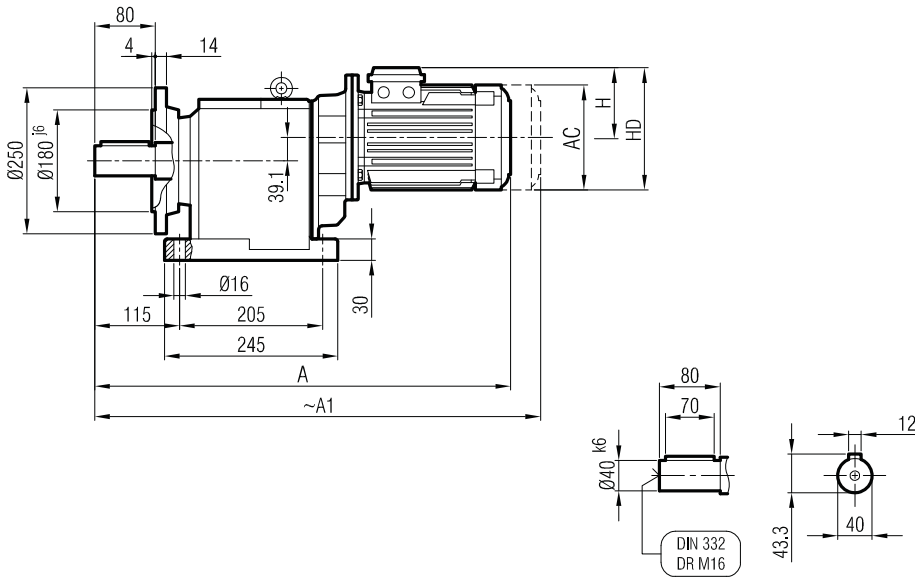
"A₁" Ölçüsü Frenli Motorlar içindir.
Dimension "A₁" is for motors with brake
Le dimensions "A₁" correspond aux moteurs
équipés de freins.

İRF 74

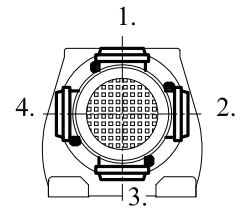




İRAF 74



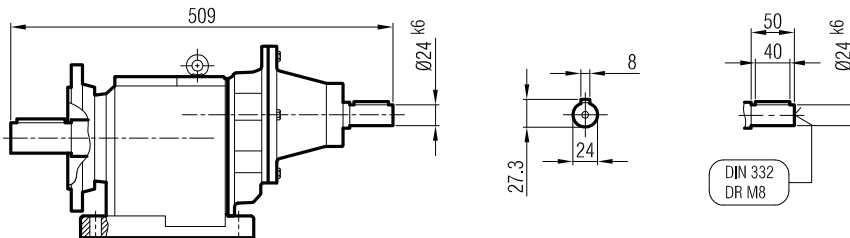
Klemens Pozisyonları
Terminal Box Positions
Klemmenkasten Positionen



	71	80			
A	577	606			
A ₁	628	675			
H	111	118			
HD	182	198			
AC	138	156			

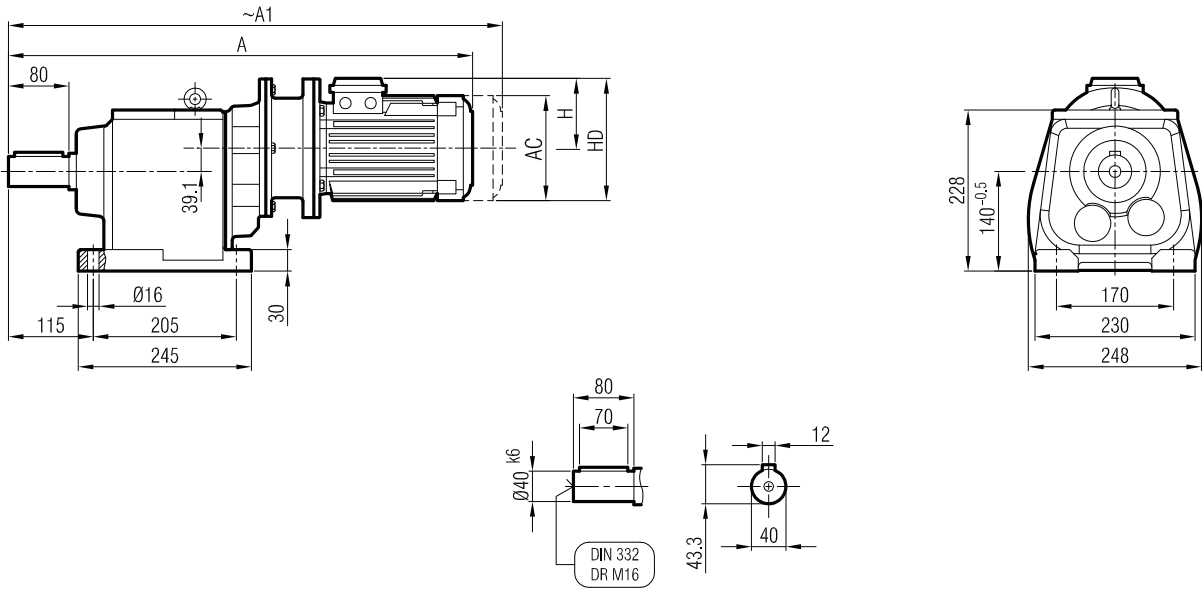
"A₁" Ölçüsü Frenli Motorlar içindir.
Dimension "A₁" is for motors with brake
Le dimensions "A₁" correspond aux moteurs
équipés de freins.

İRAF 74

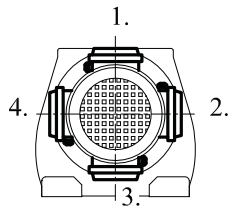




İRAPM 74



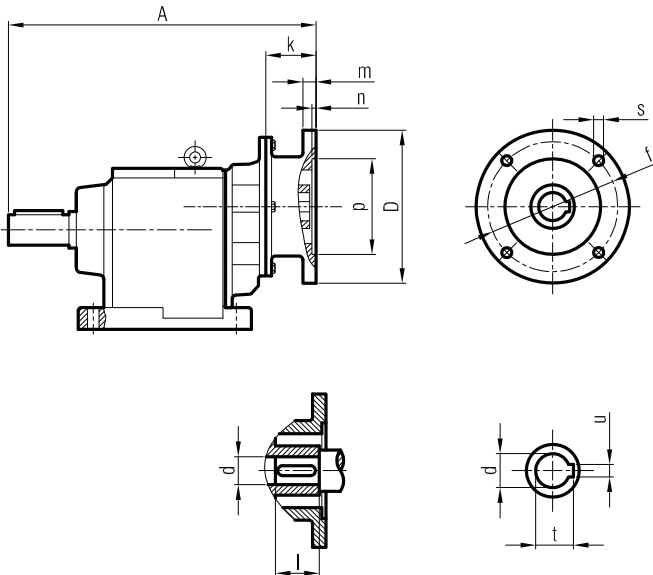
Klemens Pozisyonları
Terminal Box Positions
Klemmenkasten Positionen



	71/B5	80/B5	90 S/B5		
A	598	634	660		
A ₁	654	685	729		
H	111	118	126		
HD	182	198	216		
AC	138	156	176		

"A₁" Ölçüsü Frenli Motorlar içindir.
Dimension "A₁" is for motors with brake
Le dimensions "A₁" correspond aux moteurs équipés de freins.

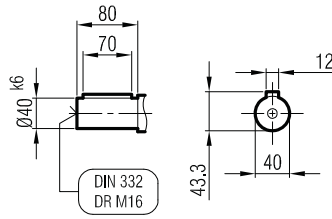
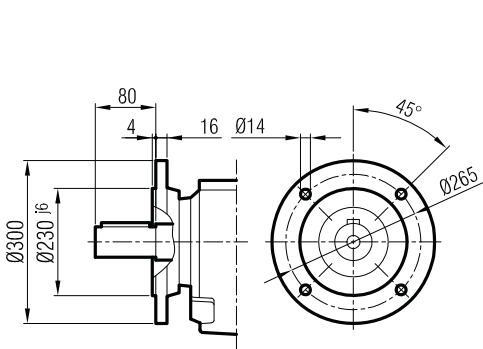
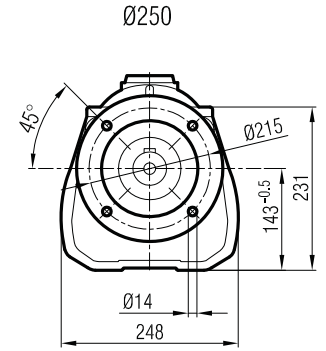
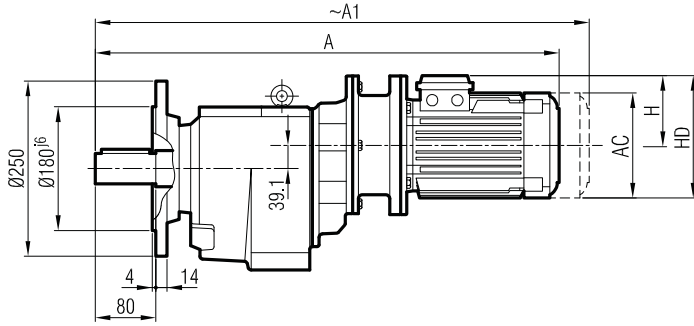
İRAP 74



	A	$\varnothing p$	$\varnothing f$	$\varnothing D$	s	k	m	n	$\varnothing d$	l	t	u
63/B5	286	95	115	140	M8	35.5	8	4	11	23	12.8	4
71/B5	296	110	130	160	M8	45	9	4	14	30	16.3	5
80/B5	301	130	165	200	M10	50	12	5	19	40	21.8	6

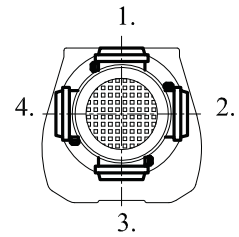


İRFPM 74



Ø300
(Opsiyonel / Optional / Optional)

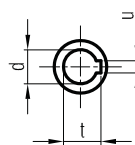
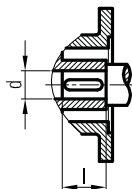
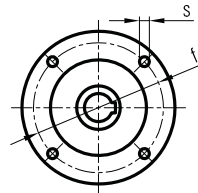
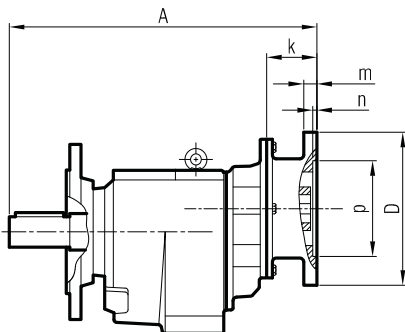
Klemens Pozisyonları
Terminal Box Positions
Klemmenkasten Positionen



	71/B5	80/B5	90 S/B5		
A	598	634	660		
A ₁	654	685	729		
H	111	118	126		
HD	182	198	216		
AC	138	156	176		

"A₁" Ölçüsü Frenli Motorlar içindir.
Dimension "A₁" is for motors with brake
Le dimensions "A₁" correspond aux moteurs équipés de freins.

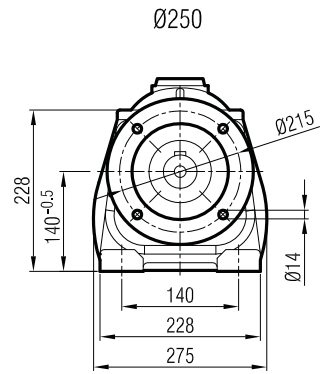
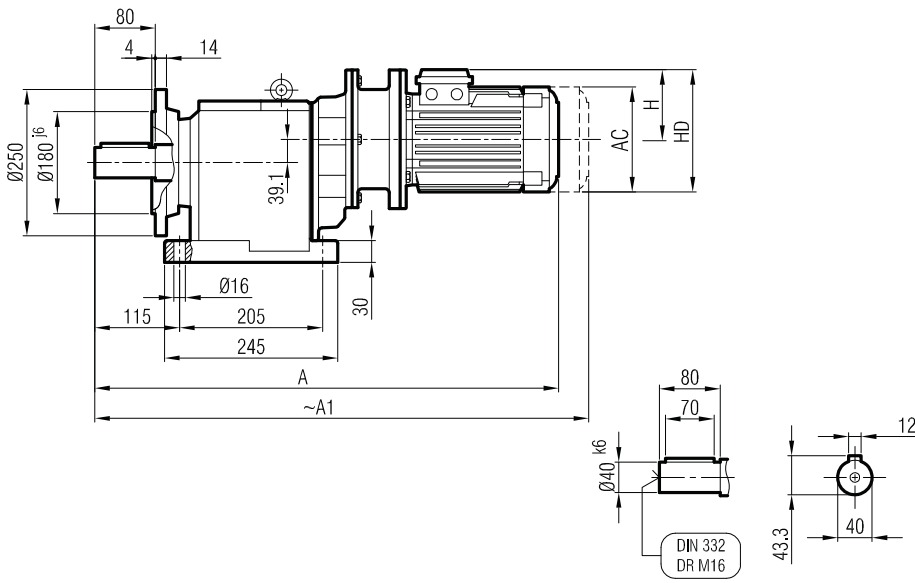
İRFP 74



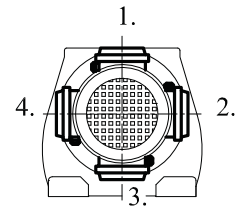
	A	Øp	Øf	ØD	s	k	m	n	Ød	l	t	u
63/B5	286	95	115	140	M8	35.5	8	4	11	23	12.8	4
71/B5	296	110	130	160	M8	45	9	4	14	30	16.3	5
80/B5	301	130	165	200	M10	50	12	5	19	40	21.8	6



İRAFPM 74



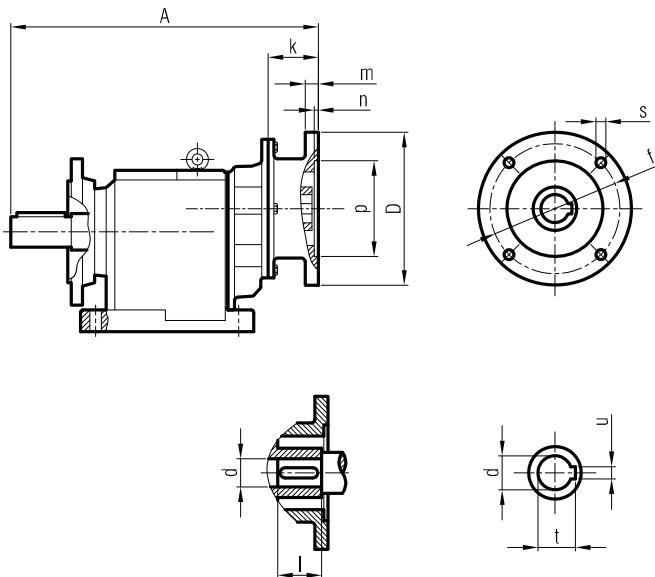
Klemens Pozisyonları
Terminal Box Positions
Klemmenkasten Positionen



	71/B5	80/B5	90 S/B5		
A	598	634	660		
A ₁	654	685	729		
H	111	118	126		
HD	182	198	216		
AC	138	156	176		

"A₁" Ölçüsü Frenli Motorlar içindir.
Dimension "A₁" is for motors with brake
Le dimensions "A₁" correspond aux moteurs
équipés de freins.

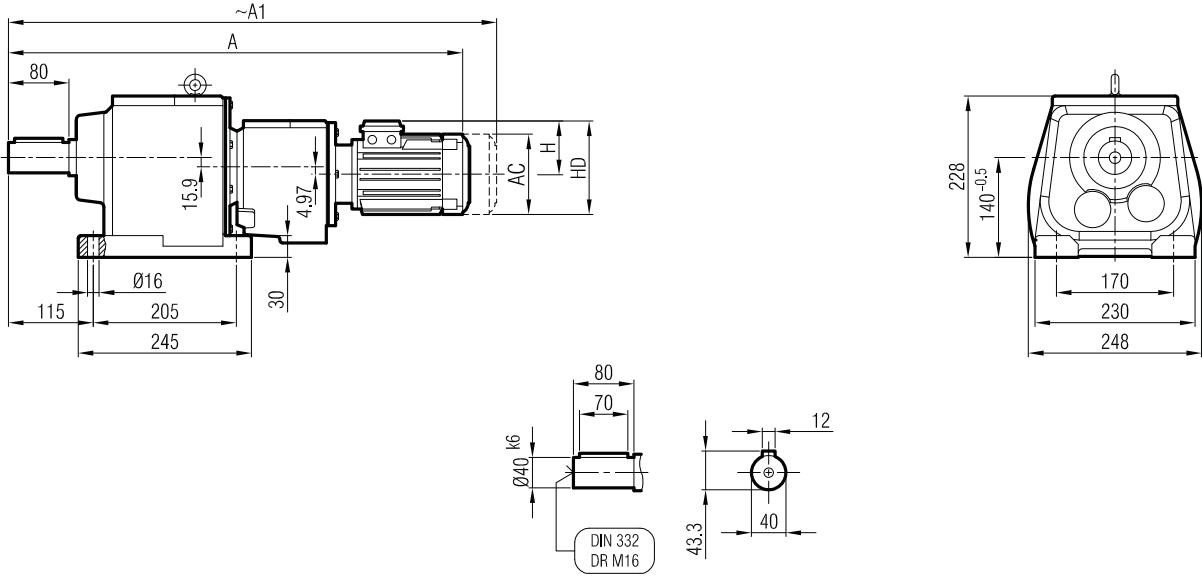
İRAFP 74



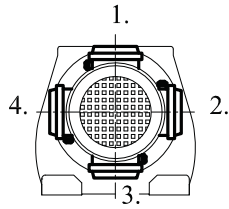
	A	Øp	Øf	ØD	s	k	m	n	Ød	l	t	u
63/B5	286	95	115	140	M8	35.5	8	4	11	23	12.8	4
71/B5	296	110	130	160	M8	45	9	4	14	30	16.3	5
80/B5	301	130	165	200	M10	50	12	5	19	40	21.8	6



İRAM 72 İR 52
İRAM 73 İR 52



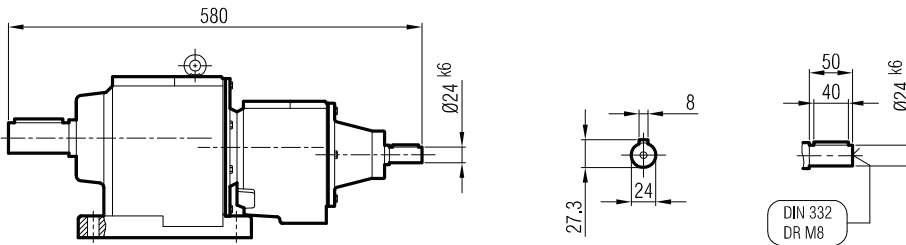
Klemens Pozisyonları
Terminal Box Positions
Klemmenkasten Positionen



	71	80				
A	669	696				
A ₁	720	765				
H	111	118				
HD	182	198				
AC	138	156				

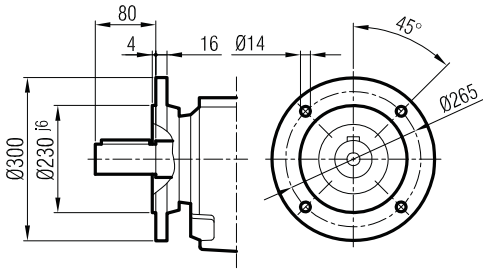
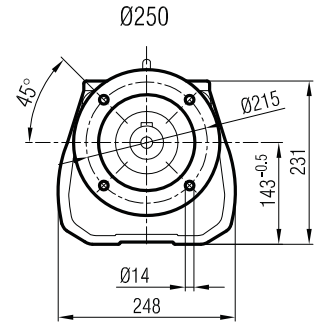
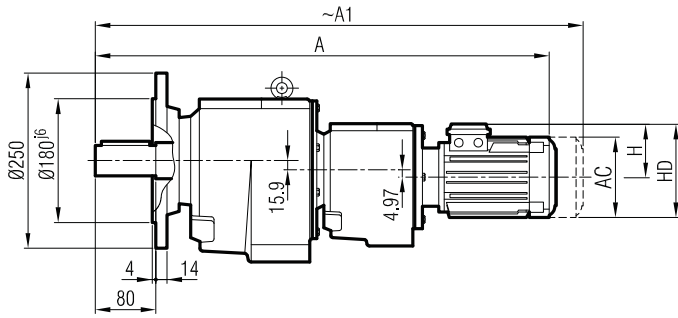
"A₁" Ölçüsü Frenli Motorlar içindir.
Dimension "A₁" is for motors with brake
Le dimensions "A₁" correspond aux moteurs équipés de freins.

İRA 72 İR 52 / İRA 72 İR 53
İRA 73 İR 52 / İRA 73 İR 53

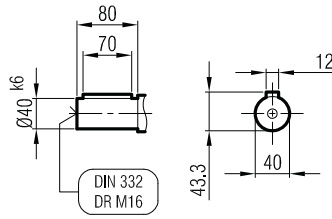




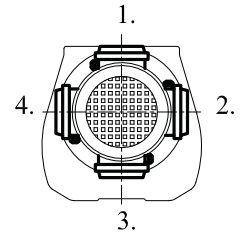
İRFM 72 İR 52
İRFM 73 İR 52



Ø300
(Opsiyonel / Optional / Optional)



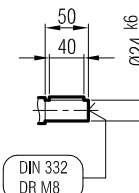
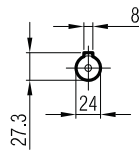
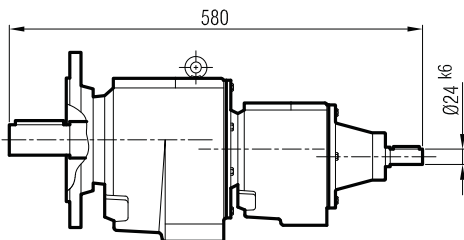
Klemens Pozisyonları
Terminal Box Positions
Klemmenkasten Positionen



	71	80			
A	669	696			
A1	720	765			
H	111	118			
HD	182	198			
AC	138	156			

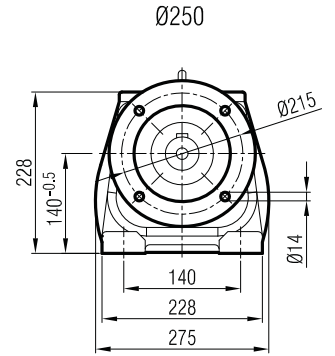
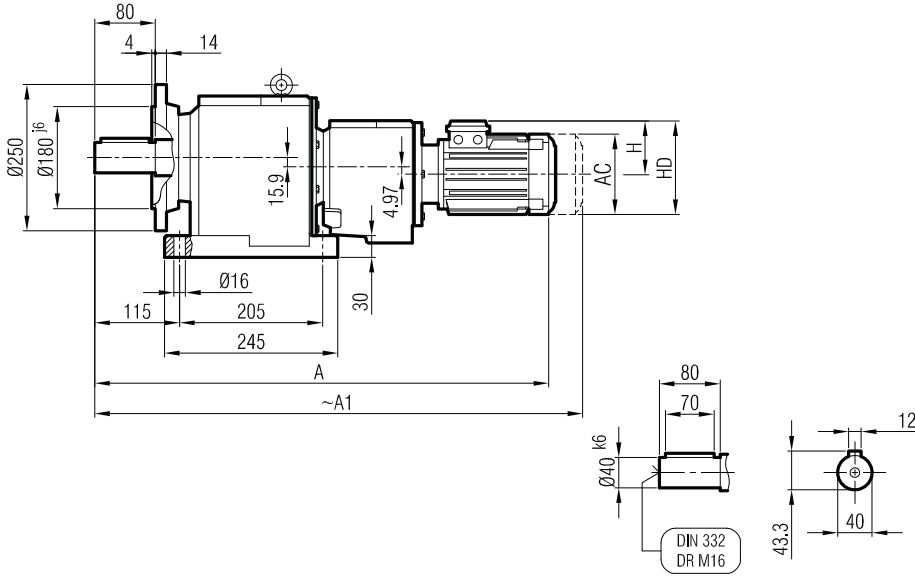
"A1" Ölçüsü Frenli Motorlar içindir.
Dimension "A1" is for motors with brake
Le dimensions "A1" correspondent aux moteurs équipés de freins.

İRF 72 İR 52 / İRF 72 İR 53
İRF 73 İR 52 / İRF 73 İR 53

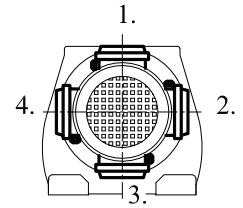




İRAFM 72 İR 52
İRAFM 73 İR 52

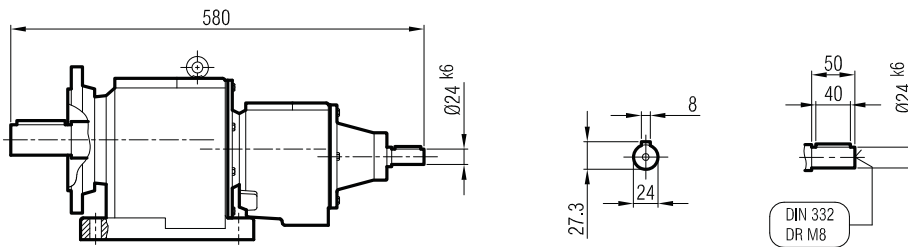


Klemens Pozisyonları
Terminal Box Positions
Klemmenkasten Positionen



	71	80				
A	669	696				
A ₁	720	765				
H	111	118				
HD	182	198				
AC	138	156				

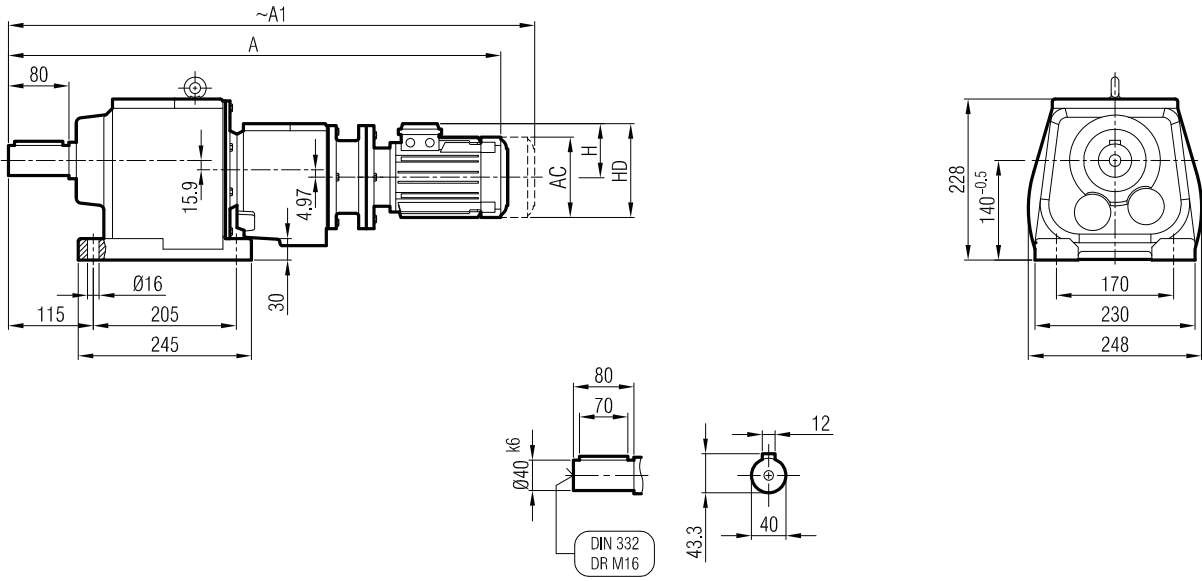
İRAF 72 İR 52 / İRAF 72 İR 53
İRAF 73 İR 52 / İRAF 73 İR 53



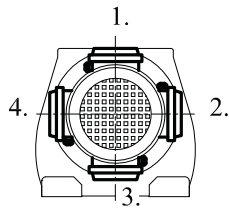
"A₁" Ölçüsü Frenli Motorlar içindir.
Dimension "A₁" is for motors with brake
Le dimensions "A₁" correspond aux moteurs
équipés de freins.



İRAPM 72 İR 52
İRAPM 73 İR 52



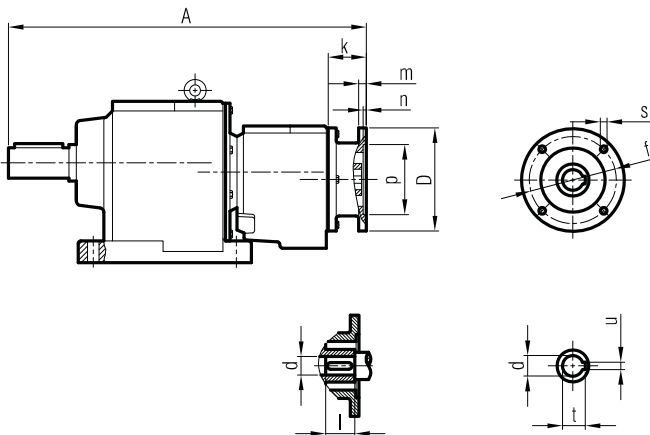
Klemens Pozisyonları
Terminal Box Positions
Klemmenkasten Positionen



	63/B5	71/B5	80/B5		
A	683	718	741		
A ₁	739	769	810		
H	97	111	118		
HD	160	182	198		
AC	121	138	156		

"A₁" Ölçüsü Frenli Motorlar içindir.
Dimension "A₁" is for motors with brake
Le dimensions "A₁" correspondent aux moteurs équipés de freins.

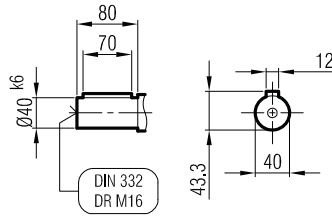
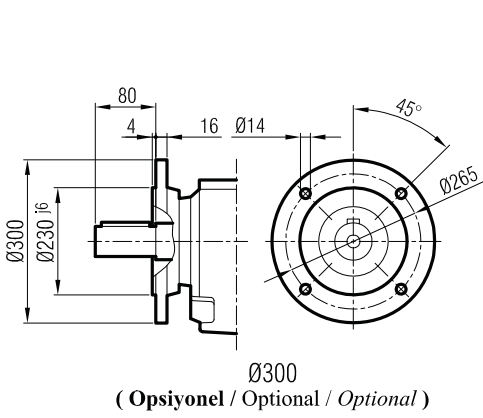
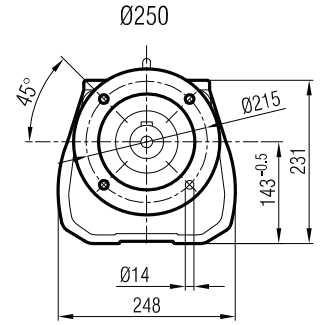
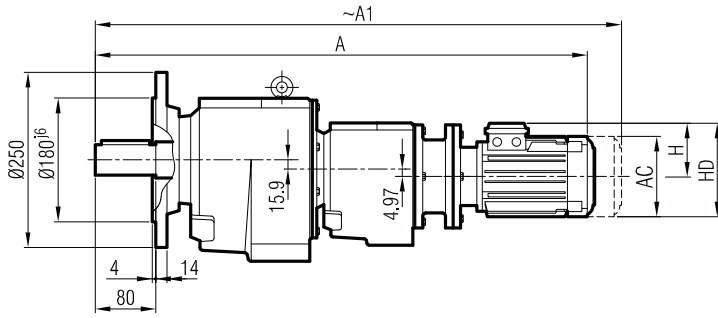
İRAP 72 İR 52 / İRAP 72 İR 53
İRAP 73 İR 52 / İRAP 73 İR 53



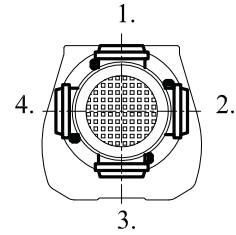
	A	Øp	Øf	ØD	s	k	m	n	Ød	l	t	u
63/B5	487	95	115	140	M8	35.5	8	4	11	23	12.8	4
71/B5	495	110	130	160	M8	44	9	4	14	30	16.3	5
80/B5	497	130	165	200	M10	46	12	5	19	40	21.8	6



İRFPM 72 İR 52
İRFPM 73 İR 52



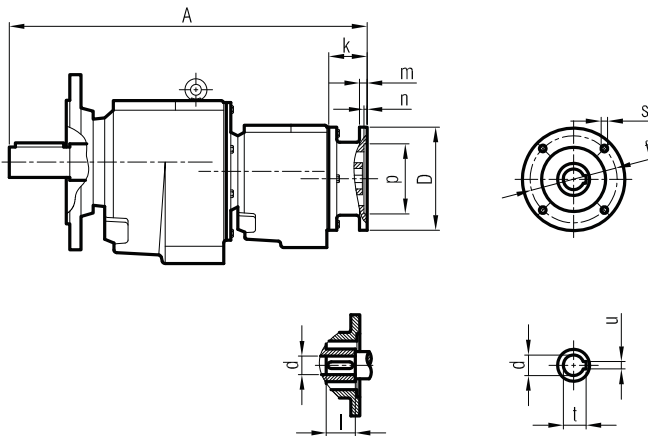
Klemens Pozisyonları
Terminal Box Positions
Klemmenkasten Positionen



	63/B5	71/B5	80/B5		
A	683	718	741		
A ₁	739	769	810		
H	97	111	118		
HD	160	182	198		
AC	121	138	156		

"A₁" Ölçüsü Frenli Motorlar içindir.
Dimension "A₁" is for motors with brake
Le dimensions "A₁" correspondent aux moteurs équipés de freins.

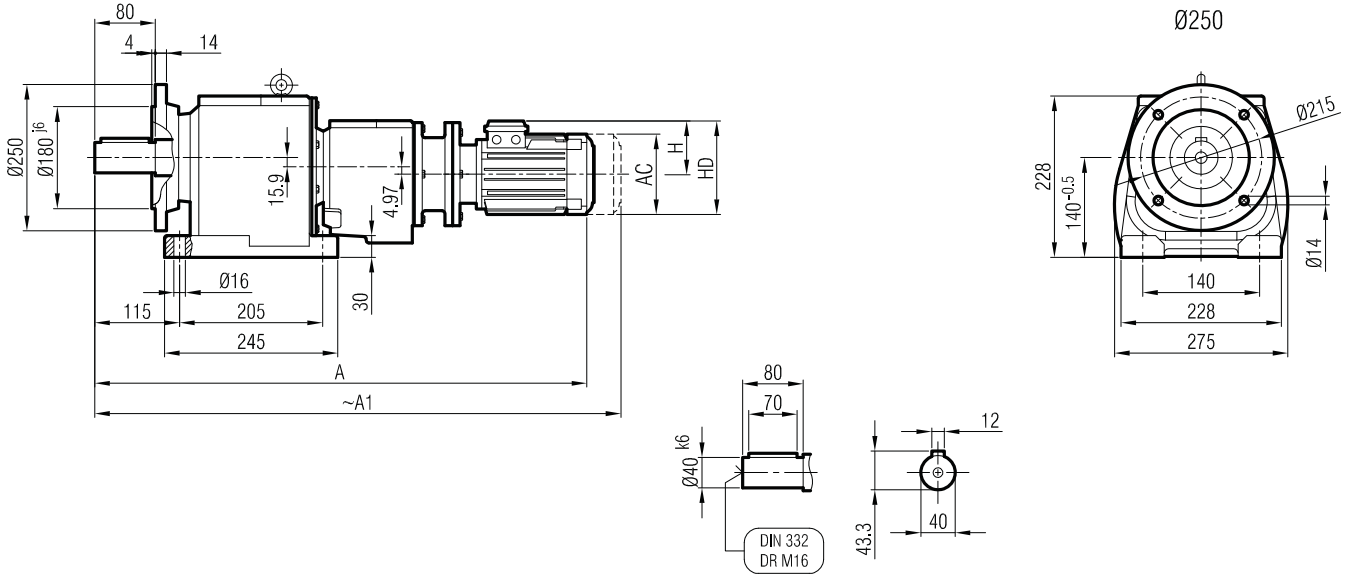
İRFP 72 İR 52 / İRFP 72 İR 53
İRFP 73 İR 52 / İRFP 73 İR 53



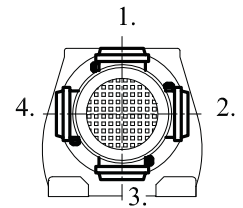
	A	Øp	Øf	ØD	s	k	m	n	Ød	l	t	u
63/B5	487	95	115	140	M8	35.5	8	4	11	23	12.8	4
71/B5	495	110	130	160	M8	44	9	4	14	30	16.3	5
80/B5	497	130	165	200	M10	46	12	5	19	40	21.8	6



İRAFPM 72 İR 52
İRAFPM 73 İR 52



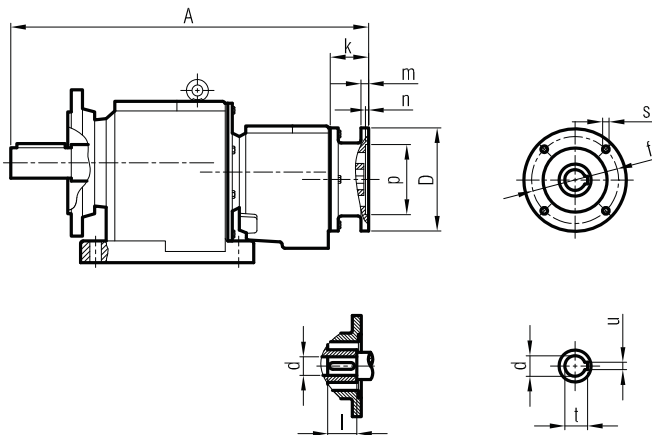
Klemens Pozisyonları
Terminal Box Positions
Klemmenkasten Positionen



	63/B5	71/B5	80/B5		
A	683	718	741		
A ₁	739	769	810		
H	97	111	118		
HD	160	182	198		
AC	121	138	156		

"A₁" Ölçüsü Frenli Motorlar içindir.
Dimension "A₁" is for motors with brake
Le dimensions "A₁" correspondent aux moteurs équipés de freins.

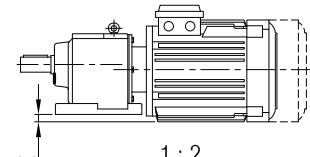
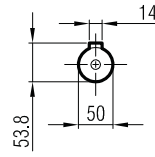
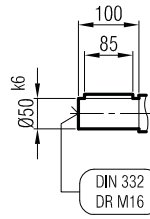
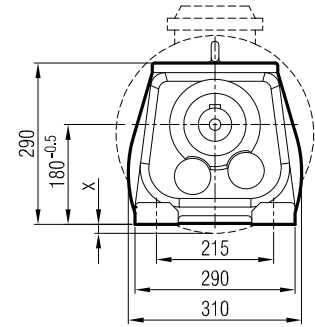
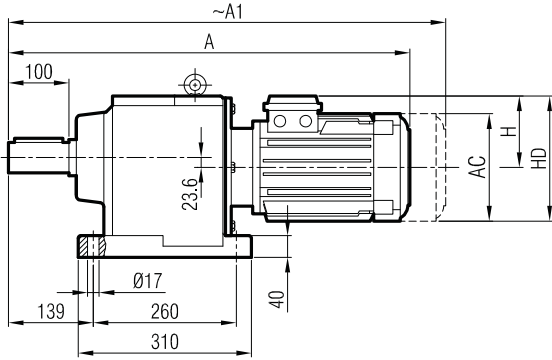
İRAFP 72 İR 52 / İRAFP 72 İR 53
İRAFP 73 İR 52 / İRAFP 73 İR 53



	A	Øp	Øf	ØD	s	k	m	n	Ød	l	t	u
63/B5	487	95	115	140	M8	35.5	8	4	11	23	12.8	4
71/B5	495	110	130	160	M8	44	9	4	14	30	16.3	5
80/B5	497	130	165	200	M10	46	12	5	19	40	21.8	6

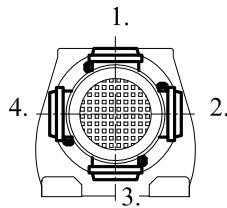


İRAM 82
İRAM 83



1 : 2
(Ölçek / Scale / échelle)

Klemens Pozisyonları
Terminal Box Positions
Klemmenkasten Positionen



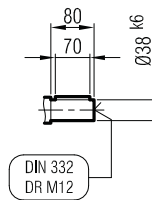
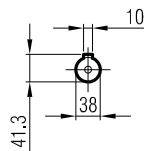
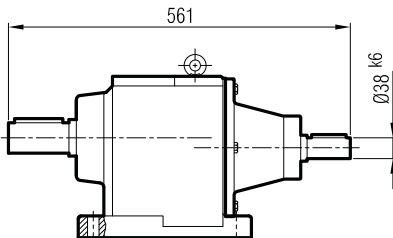
	80	90 S	90 L	100	112	132 S	132 M	160 M	160 L	180 M	180 L
A	604	632	657	697	719	781	819	921	965	978	1016
A ₁	673	698	723	775	802	881	919	1036	1080	1098	1136
H	118	126	126	134	145	168	168	220	220	241	241
HD	198	216	216	234	257	300	300	380	380	421	421
AC	156	176	176	194	218	257	257	310	310	348	348
x	-	-	-	-	-	-	-	-	-	18	18

"A₁" Ölçüsü Frenli Motorlar içindir.

Dimension "A₁" is for motors with brake

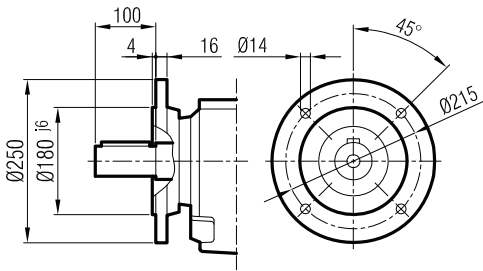
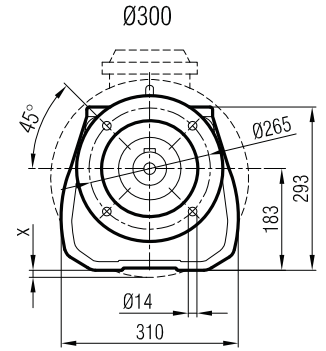
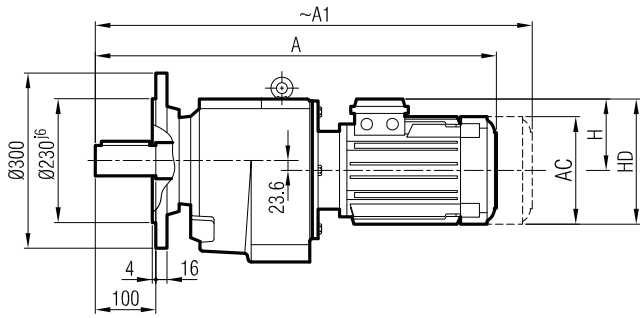
Le dimensions "A₁" correspondent aux moteurs équipés de freins.

İRA 82
İRA 83

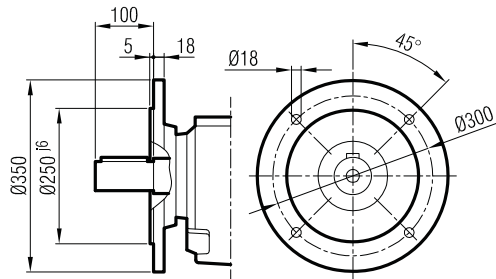




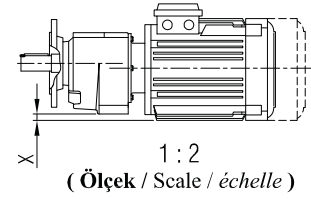
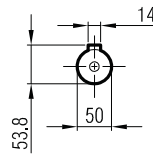
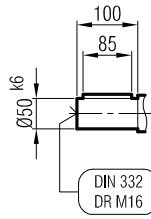
İRFM 82
İRFM 83



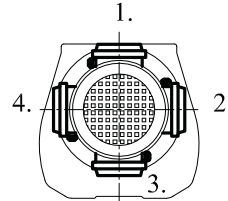
Ø250
(Opsiyonel / Optional / Optional)



Ø350
(Opsiyonel / Optional / Optional)



Klemens Pozisyonları
Terminal Box Positions
Klemmenkasten Positionen



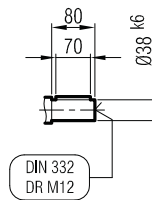
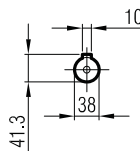
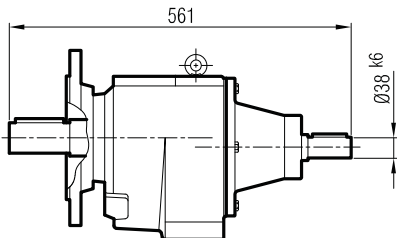
	80	90 S	90 L	100	112	132 S	132 M	160 M	160 L	180 M	180 L
A	604	632	657	697	719	781	819	921	965	978	1016
A ₁	673	698	723	775	802	881	919	1036	1080	1098	1136
H	118	126	126	134	145	168	168	220	220	241	241
HD	198	216	216	234	257	300	300	380	380	421	421
AC	156	176	176	194	218	257	257	310	310	348	348
X	-	-	-	-	-	-	-	-	-	18	18

"A₁" Ölçüsü Frenli Motorlar içindir.

Dimension "A₁" is for motors with brake

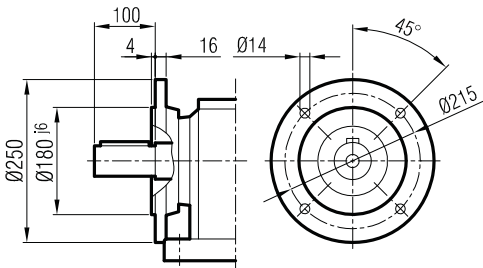
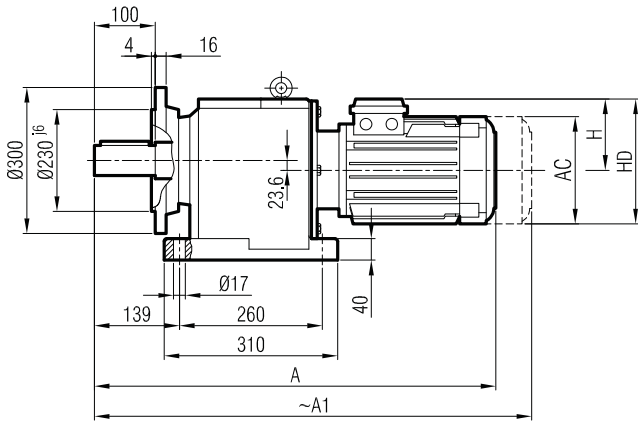
Le dimensions "A₁" correspondent aux moteurs équipés de freins.

İRF 82
İRF 83

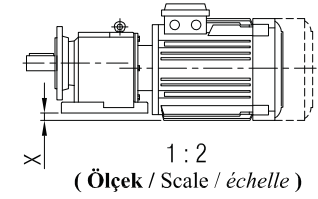
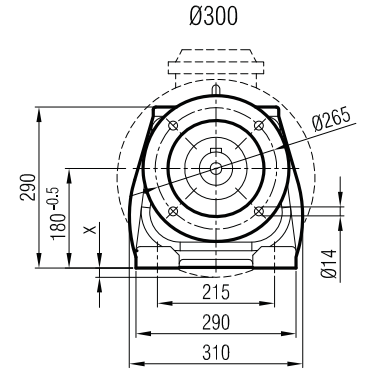
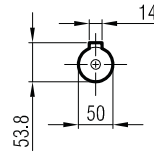
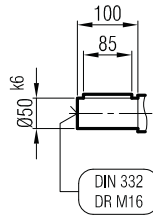




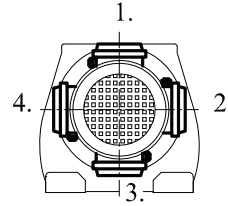
İRAFM 82
İRAFM 83



Ø250
(Opsiyonel / Optional / Optional)



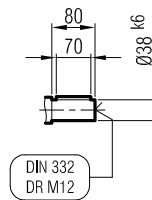
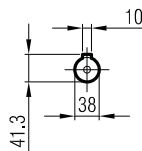
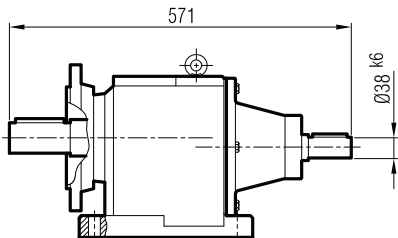
Klemens Pozisyonları
Terminal Box Positions
Klemmenkasten Positionen



	80	90 S	90 L	100	112	132 S	132 M	160 M	160 L	180 M	180 L
A	604	632	657	697	719	781	819	921	965	978	1016
A ₁	673	698	723	775	802	881	919	1036	1080	1098	1136
H	118	126	126	134	145	168	168	220	220	241	241
HD	198	216	216	234	257	300	300	380	380	421	421
AC	156	176	176	194	218	257	257	310	310	348	348
x	-	-	-	-	-	-	-	-	-	18	18

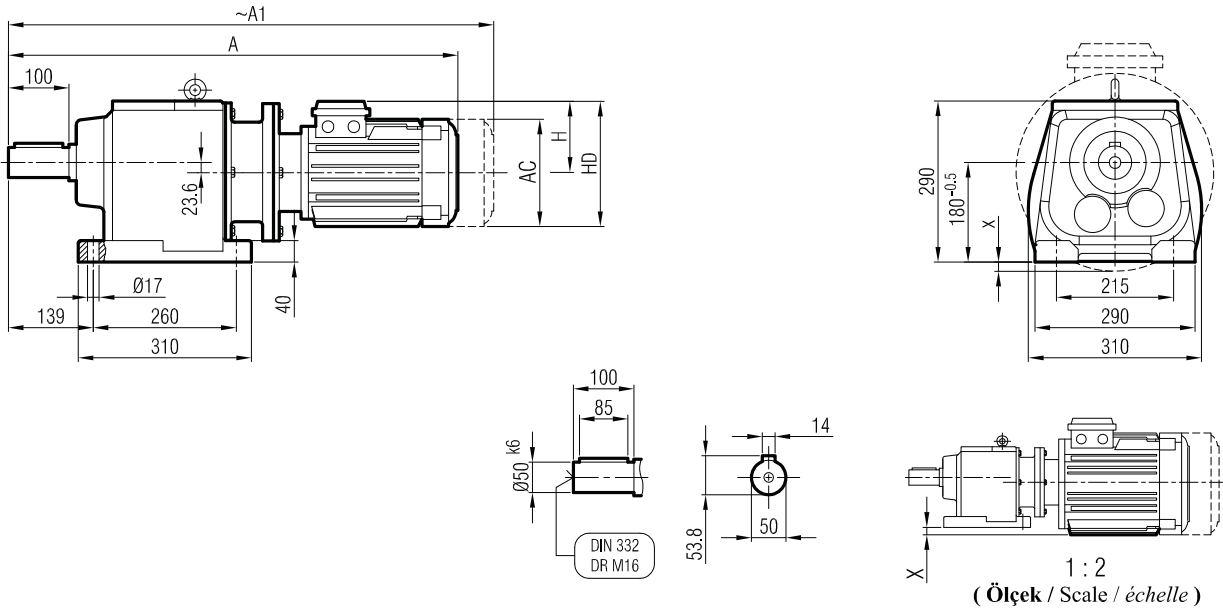
"A₁" Ölçüsü Frenli Motorlar içindir.
Dimension "A₁" is for motors with brake
Le dimensions "A₁" correspond aux moteurs équipés de freins.

İRAF 82
İRAF 83

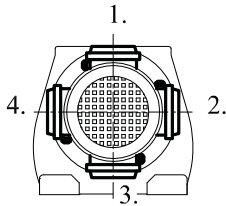




İRAPM 82
İRAPM 83



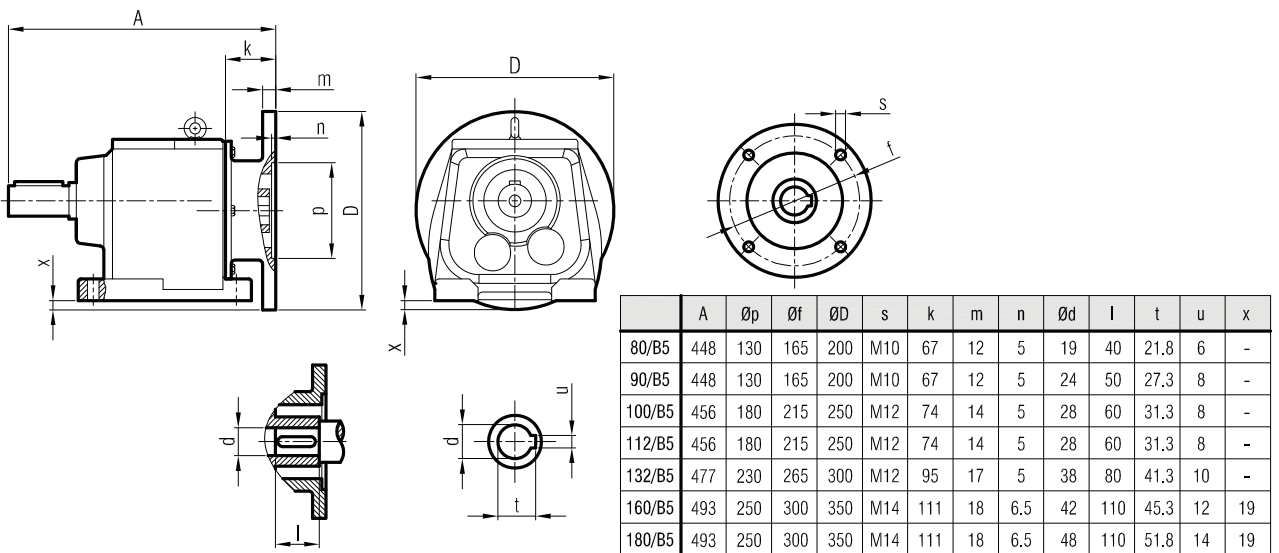
Klemens Pozisyonları
Terminal Box Positions
Klemmenkasten Positionen



	80/B5	90 S/B5	90 L/B5	100/B5	112/B5	132 S/B5	132 M/B5	160 M/B5	160 L/B5	180 M/B5	180 L/B5
A	692	707	732	772	792	857	895	983	1027	1040	1078
A ₁	761	773	798	850	875	957	995	1098	1142	1160	1198
H	118	126	126	134	145	168	168	220	220	241	241
HD	198	216	216	234	257	300	300	380	380	421	421
AC	156	176	176	194	218	257	257	310	310	348	348
X	-	-	-	-	-	-	-	-	-	18	18

"A₁" Ölçüsü Frenli Motorlar içindir.
Dimension "A₁" is for motors with brake
Le dimensions "A₁" correspondent aux moteurs équipés de freins.

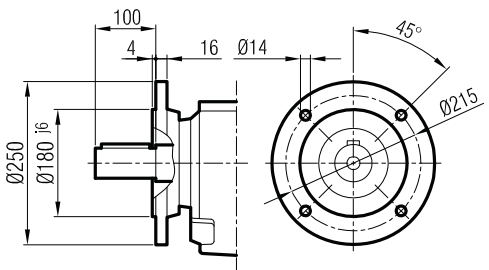
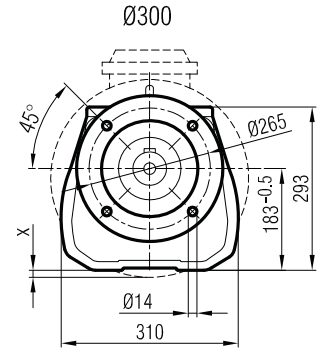
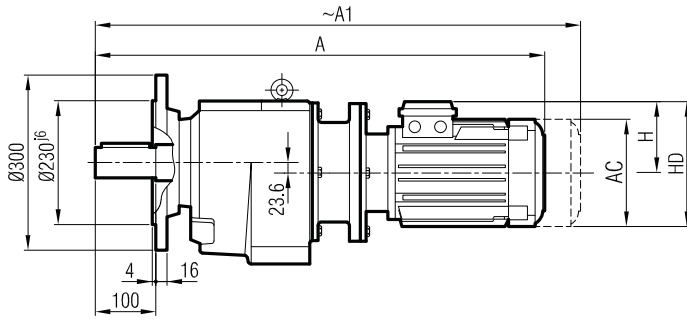
İRAP 82
İRAP 83



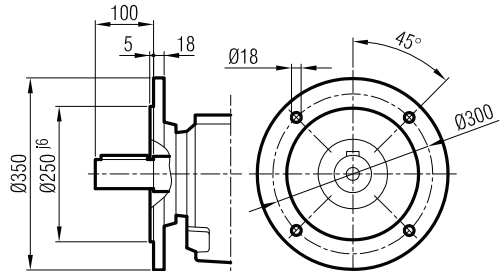
	A	Øp	Øf	ØD	s	k	m	n	Ød	l	t	u	x
80/B5	448	130	165	200	M10	67	12	5	19	40	21.8	6	-
90/B5	448	130	165	200	M10	67	12	5	24	50	27.3	8	-
100/B5	456	180	215	250	M12	74	14	5	28	60	31.3	8	-
112/B5	456	180	215	250	M12	74	14	5	28	60	31.3	8	-
132/B5	477	230	265	300	M12	95	17	5	38	80	41.3	10	-
160/B5	493	250	300	350	M14	111	18	6.5	42	110	45.3	12	19
180/B5	493	250	300	350	M14	111	18	6.5	48	110	51.8	14	19



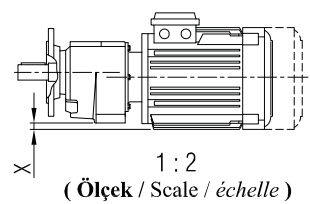
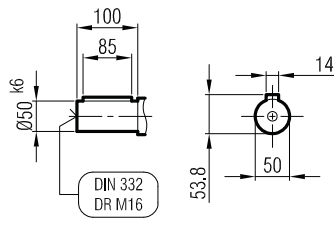
İRFPM 82
İRFPM 83



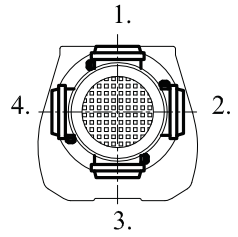
Ø250
(Opsiyonel / Optional / Optional)



Ø350
(Opsiyonel / Optional / Optional)



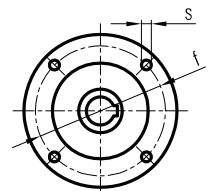
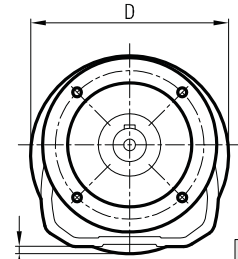
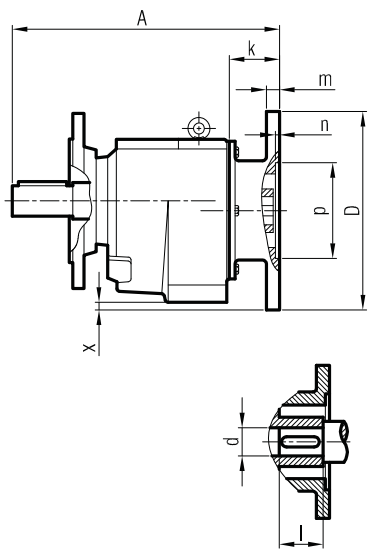
Klemens Pozisyonları
Terminal Box Positions
Klemmenkasten Positionen



	80/B5	90 S/B5	90 L/B5	100/B5	112/B5	132 S/B5	132 M/B5	160 M/B5	160 L/B5	180 M/B5	180 L/B5
A	692	707	732	772	792	857	895	983	1027	1040	1078
A1	761	773	798	850	875	957	995	1098	1142	1160	1198
H	118	126	126	134	145	168	168	220	220	241	241
HD	198	216	216	234	257	300	300	380	380	421	421
AC	156	176	176	194	218	257	257	310	310	348	348
x	-	-	-	-	-	-	-	-	-	18	18

İRFP 82
İRFP 83

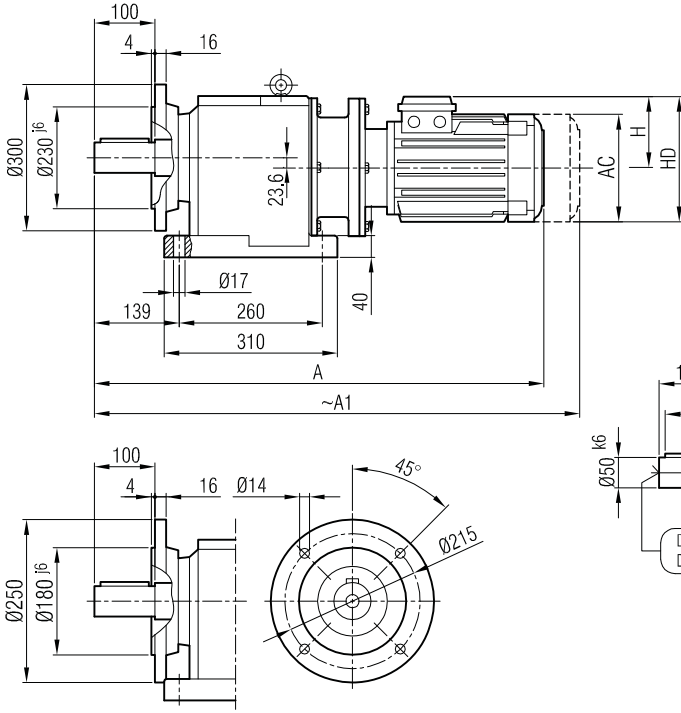
"A1" Ölçüsü Frenli Motorlar içindir.
Dimension "A1" is for motors with brake
Le dimensions "A1" correspondent aux moteurs équipés de freins.



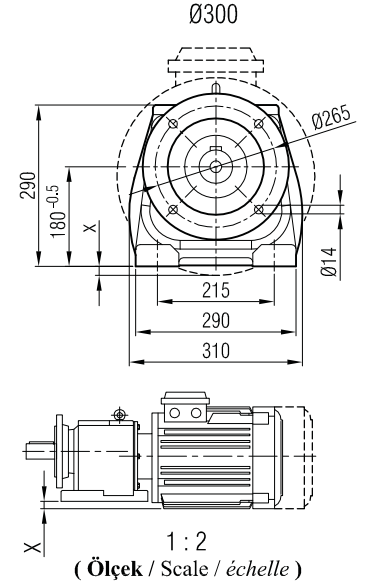
	A	Øp	Øf	ØD	s	k	m	n	Ød	l	t	u	x
80/B5	448	130	165	200	M10	67	12	5	19	40	21.8	6	-
90/B5	448	130	165	200	M10	67	12	5	24	50	27.3	8	-
100/B5	456	180	215	250	M12	74	14	5	28	60	31.3	8	-
112/B5	456	180	215	250	M12	74	14	5	28	60	31.3	8	-
132/B5	477	230	265	300	M12	95	17	5	38	80	41.3	10	-
160/B5	493	250	300	350	M14	111	18	6.5	42	110	45.3	12	19
180/B5	493	250	300	350	M14	111	18	6.5	48	110	51.8	14	19



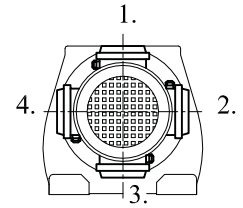
İRAFPM 82
İRAFPM 83



Ø250
(Opsiyonel / Optional / Optional)



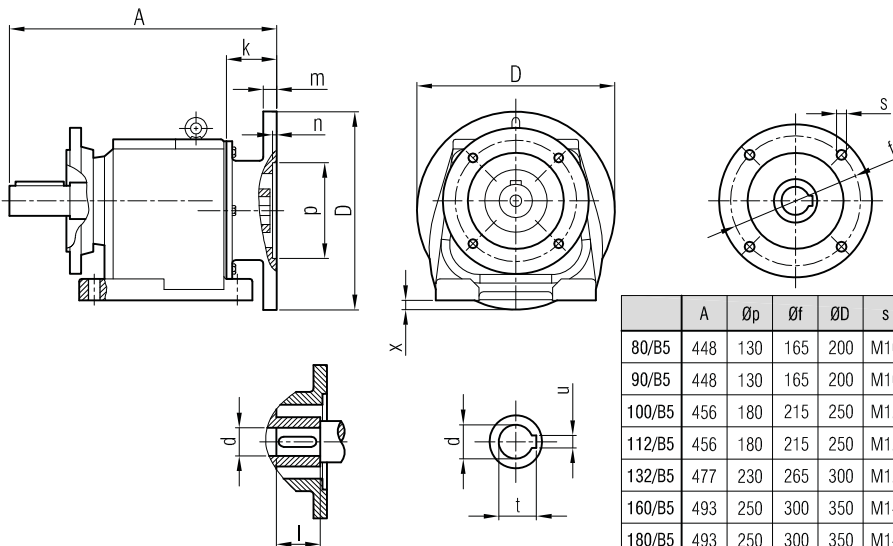
Klemens Pozisyonları
Terminal Box Positions
Klemmenkasten Positionen



	80/B5	90 S/B5	90 L/B5	100/B5	112/B5	132 S/B5	132 M/B5	160 M/B5	160 L/B5	180 M/B5	180 L/B5
A	692	707	732	772	792	857	895	983	1027	1040	1078
A ₁	761	773	798	850	875	957	995	1098	1142	1160	1198
H	118	126	126	134	145	168	168	220	220	241	241
HD	198	216	216	234	257	300	300	380	380	421	421
AC	156	176	176	194	218	257	257	310	310	348	348
x	-	-	-	-	-	-	-	-	-	18	18

İRAFPM 82
İRAFPM 83

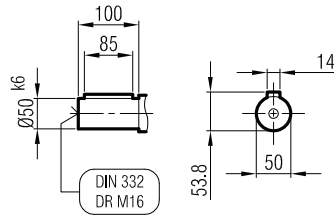
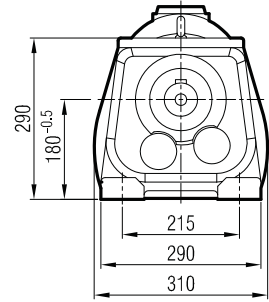
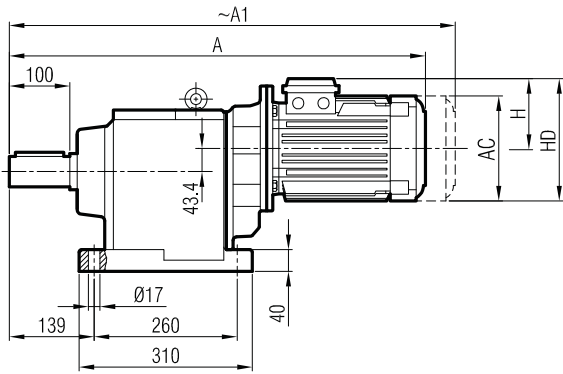
"A₁" Ölçüsü Frenli Motorlar içindir.
Dimension "A₁" is for motors with brake
Le dimensions "A₁" correspondent aux moteurs équipés de freins.



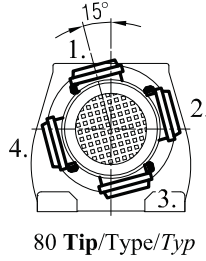
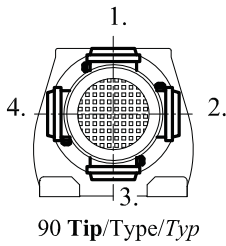
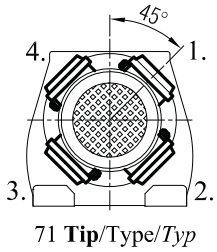
	A	Øp	Øf	ØD	s	k	m	n	Ød	l	t	u	x
80/B5	448	130	165	200	M10	67	12	5	19	40	21.8	6	-
90/B5	448	130	165	200	M10	67	12	5	24	50	27.3	8	-
100/B5	456	180	215	250	M12	74	14	5	28	60	31.3	8	-
112/B5	456	180	215	250	M12	74	14	5	28	60	31.3	8	-
132/B5	477	230	265	300	M12	95	17	5	38	80	41.3	10	-
160/B5	493	250	300	350	M14	111	18	6.5	42	110	45.3	12	19
180/B5	493	250	300	350	M14	111	18	6.5	48	110	51.8	14	19



İRAM 84



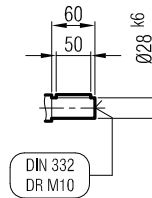
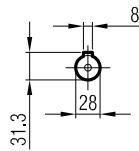
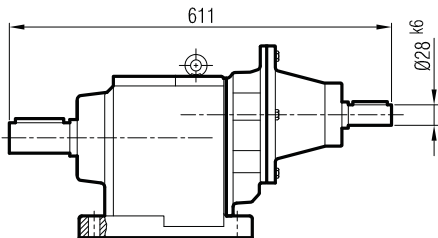
Klemens Pozisyonları
Terminal Box Positions
Klemmenkasten Positionen



	71	80	90 S	90 L		
A	648	678	709	734		
A1	699	747	775	800		
H	111	118	126	126		
HD	182	198	216	216		
AC	138	156	176	176		

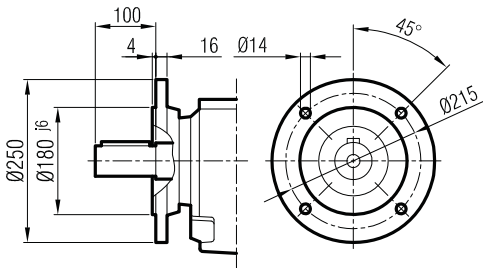
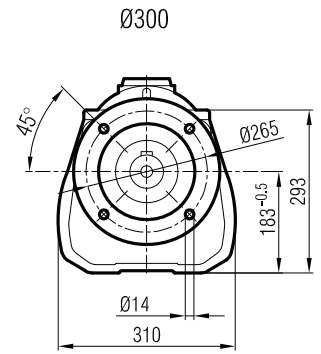
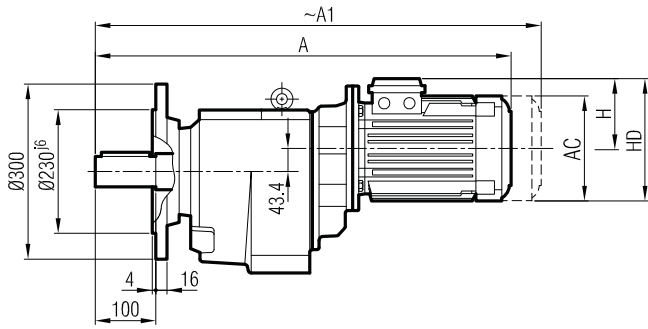
"A1" Ölçüsü Frenli Motorlar içindir.
Dimension "A1" is for motors with brake
Le dimensions "A1" correspondent aux moteurs équipés de freins.

İRA 84

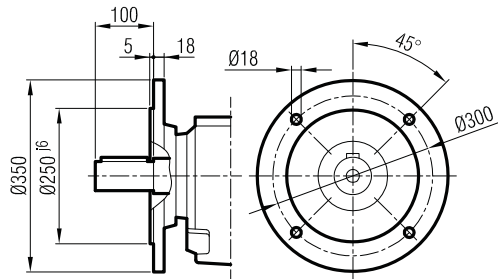




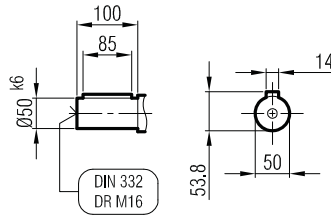
İRFM 84



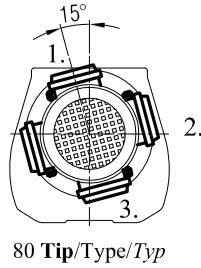
Ø250
(Opsiyonel / Optional / Optional)



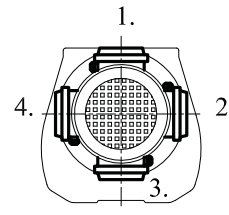
Ø350
(Opsiyonel / Optional / Optional)



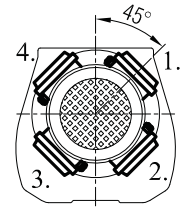
Klemens Pozisyonları
Terminal Box Positions
Klemmenkasten Positionen



80 Tip/Type/Typ



90 Tip/Type/Typ

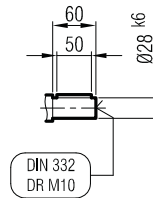
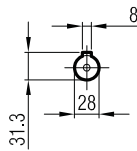
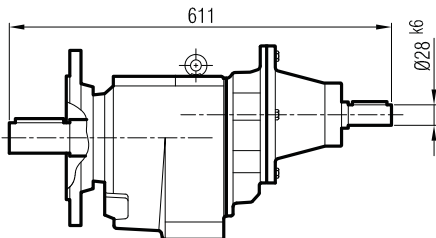


71 Tip/Type/Typ

	71	80	90 S	90 L		
A	648	678	709	734		
A1	699	747	775	800		
H	111	118	126	126		
HD	182	198	216	216		
AC	138	156	176	176		

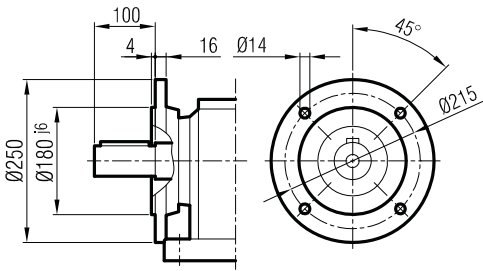
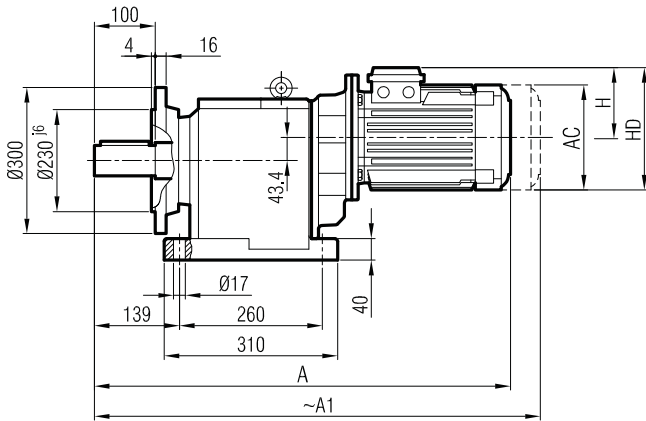
"A1" Ölçüsü Frenli Motorlar içindir.
Dimension "A1" is for motors with brake
Le dimensions "A1" correspondent aux moteurs équipés de freins.

İRF 84

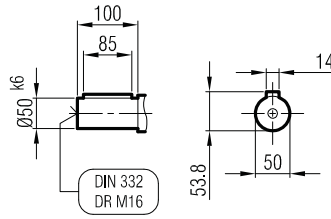




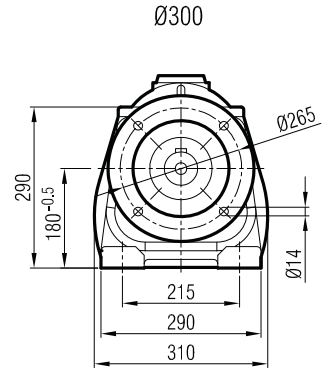
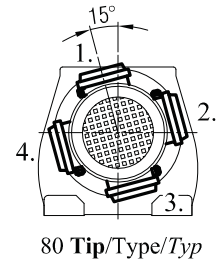
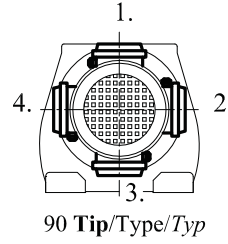
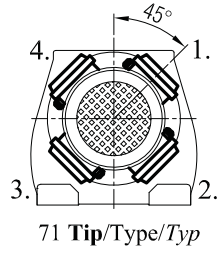
İRAF M 84



Ø250
(Opsiyonel / Optional / Optional)



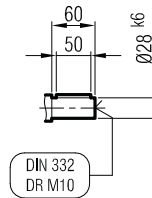
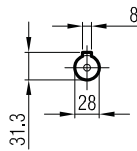
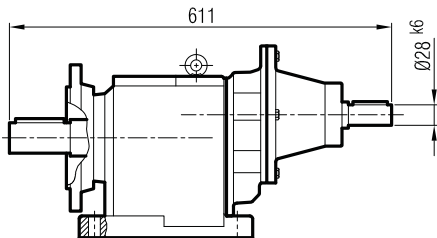
Klemens Pozisyonları
Terminal Box Positions
Klemmenkasten Positionen



	71	80	90 S	90 L		
A	648	678	709	734		
A ₁	699	747	775	800		
H	111	118	126	126		
HD	182	198	216	216		
AC	138	156	176	176		

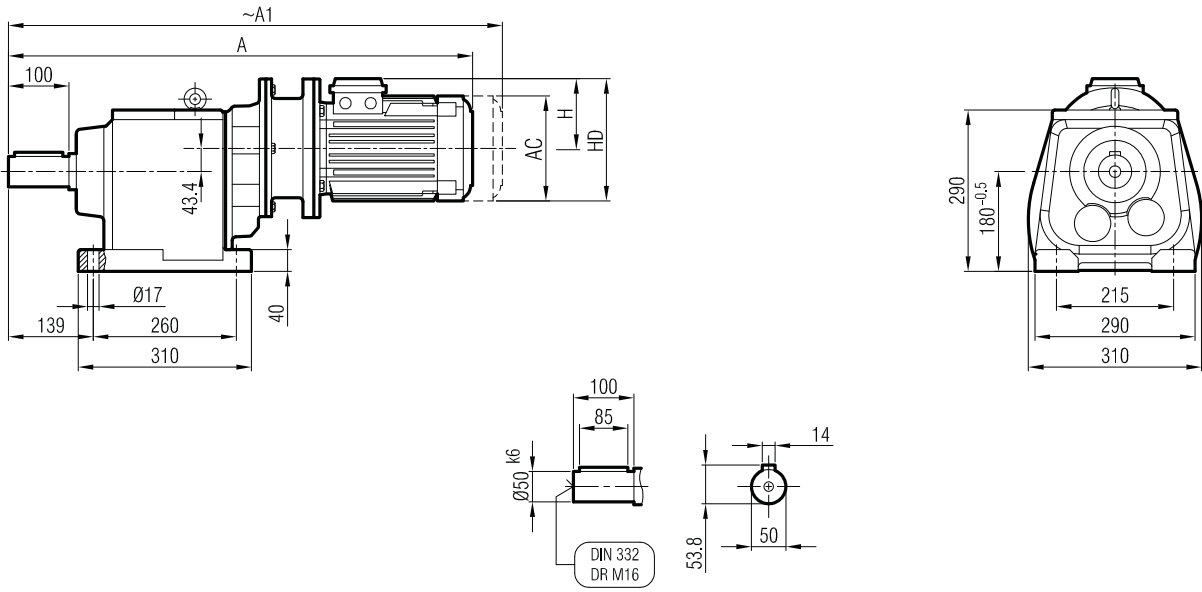
"A₁" Ölçüsü Frenli Motorlar içindir.
Dimension "A₁" is for motors with brake
Le dimensions "A₁" correspond aux moteurs
équipés de freins.

İRAF 84

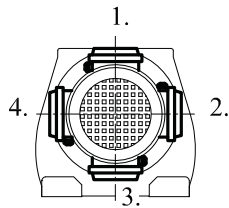




İRAPM 84



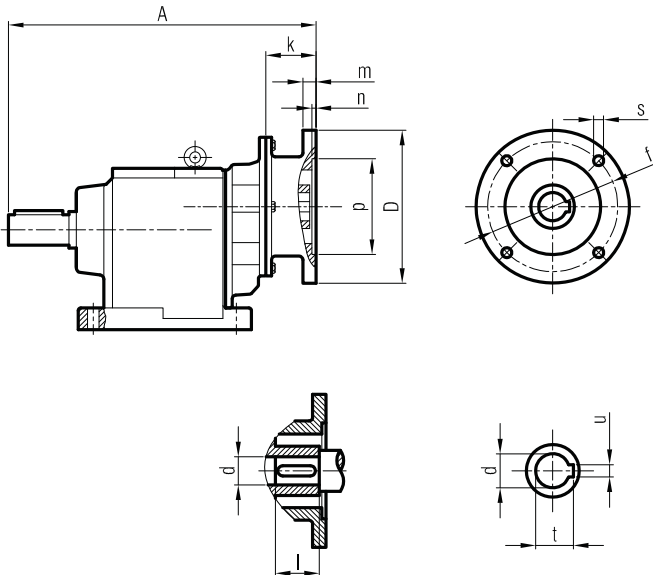
Klemens Pozisyonları
Terminal Box Positions
Klemmenkasten Positionen



	80/B5	90 S/B5	90 L/B5	100/B5	
A	725	758	773	798	
A ₁	776	827	839	864	
H	118	126	126	134	
HD	198	216	216	234	
AC	156	176	176	194	

"A₁" Ölçüsü Frenli Motorlar içindir.
Dimension "A₁" is for motors with brake
Le dimensions "A₁" correspond aux moteurs équipés de freins.

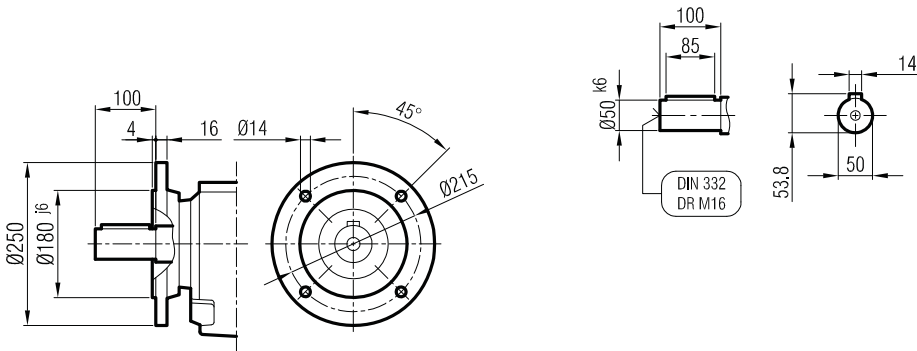
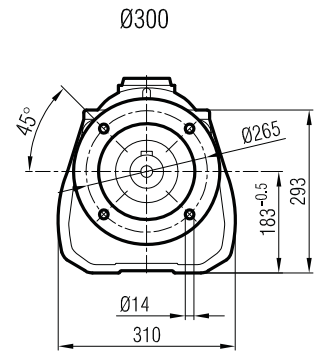
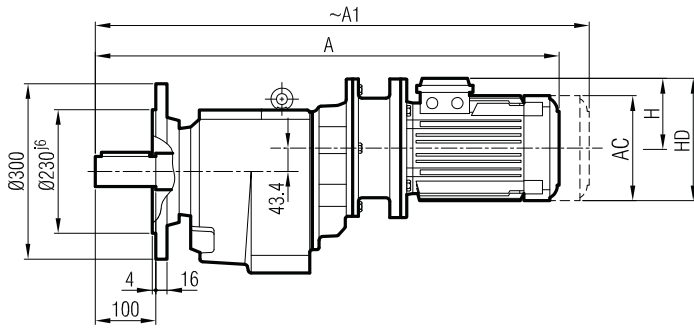
İRAP 84



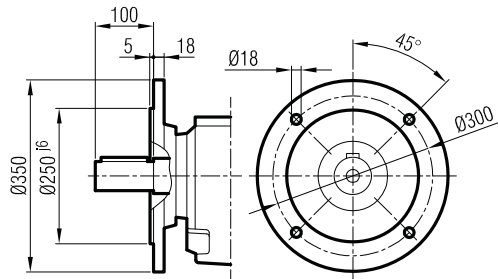
	A	Øp	Øf	ØD	s	k	m	n	Ød	l	t	u
71/B5	358	110	130	160	M8	55	10	4	14	30	16.3	5
80/B5	370	130	165	200	M10	67	12	5	19	40	21.8	6
90/B5	370	130	165	200	M10	67	12	5	24	50	27.3	8



İRFPM 84

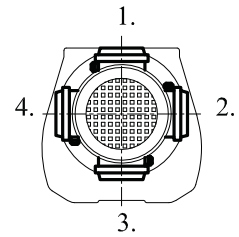


Ø250
(Opsiyonel / Optional / Optional)



Ø350
(Opsiyonel / Optional / Optional)

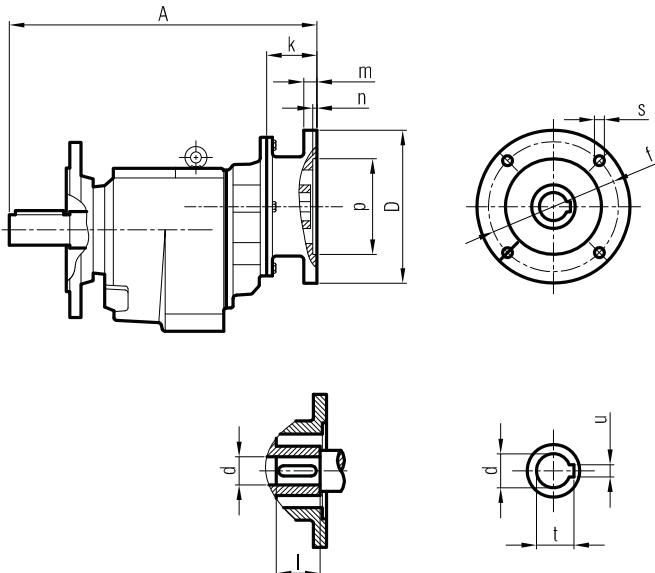
Klemens Pozisyonları
Terminal Box Positions
Klemmenkasten Positionen



	80/B5	90 S/B5	90 L/B5	100/B5
A	725	758	773	798
A ₁	776	827	839	864
H	118	126	126	134
HD	198	216	216	234
AC	156	176	176	194

"A₁" Ölçüsü Frenli Motorlar içindir.
Dimension "A₁" is for motors with brake
Le dimensions "A₁" correspond aux moteurs équipés de freins.

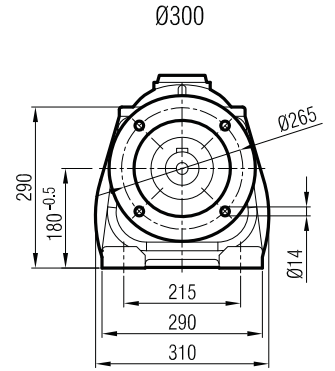
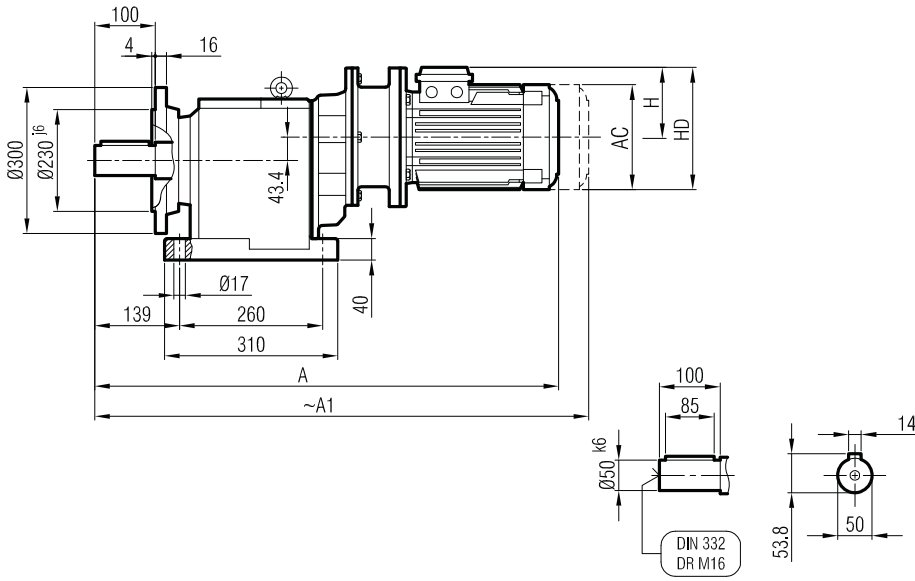
İRFP 84



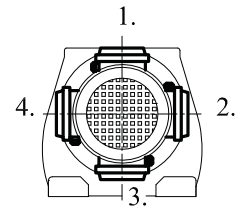
	A	Øp	Øf	ØD	s	k	m	n	Ød	l	t	u
71/B5	358	110	130	160	M8	55	10	4	14	30	16.3	5
80/B5	370	130	165	200	M10	67	12	5	19	40	21.8	6
90/B5	370	130	165	200	M10	67	12	5	24	50	27.3	8



İRAFPM 84



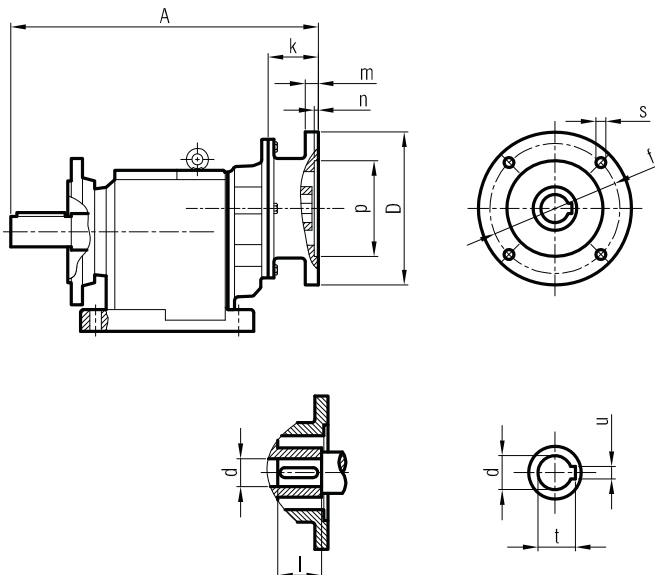
Klemens Pozisyonları
Terminal Box Positions
Klemmenkasten Positionen



	80/B5	90 S/B5	90 L/B5	100/B5	
A	725	758	773	798	
A ₁	776	827	839	864	
H	118	126	126	134	
HD	198	216	216	234	
AC	156	176	176	194	

"A₁" Ölçüsü Frenli Motorlar içindir.
Dimension "A₁" is for motors with brake
Le dimensions "A₁" correspond aux moteurs
équipés de freins.

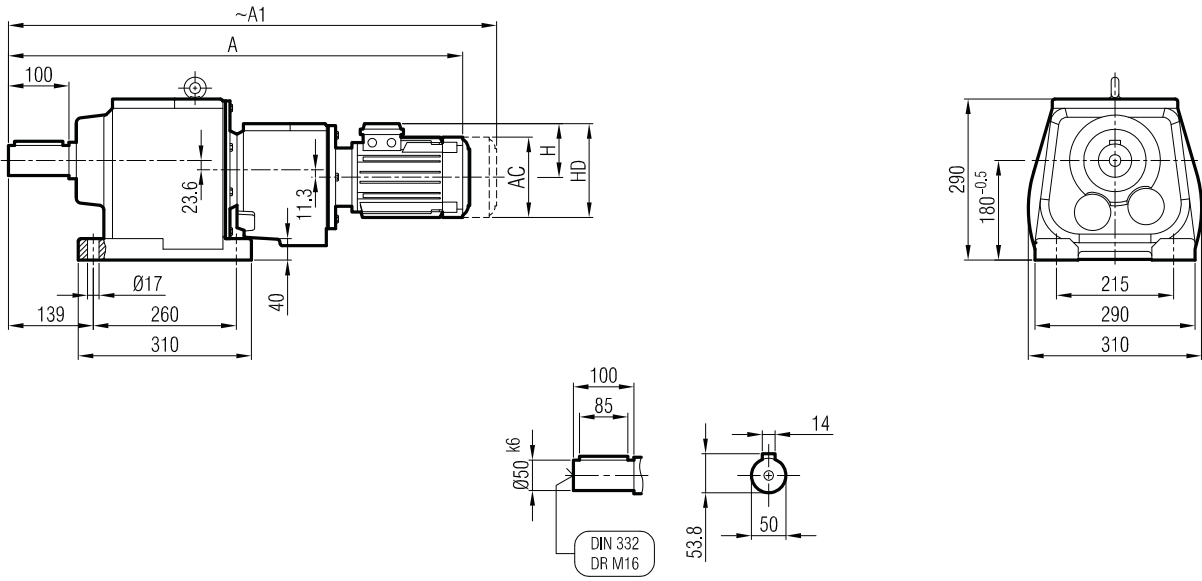
İRAFPM 84



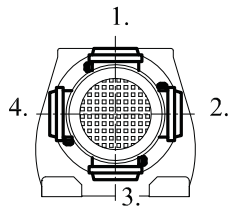
	A	$\varnothing p$	$\varnothing f$	$\varnothing D$	s	k	m	n	$\varnothing d$	l	t	u
71/B5	358	110	130	160	M8	55	10	4	14	30	16.3	5
80/B5	370	130	165	200	M10	67	12	5	19	40	21.8	6
90/B5	370	130	165	200	M10	67	12	5	24	50	27.3	8



İRAM 82 İR 63
İRAM 83 İR 63



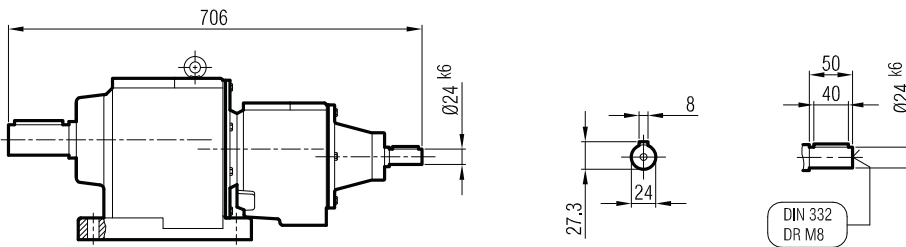
Klemens Pozisyonları
Terminal Box Positions
Klemmenkasten Positionen



	71	80	90 S			
A	773	803	870			
A ₁	824	872	936			
H	111	118	126			
HD	182	198	216			
AC	138	156	176			

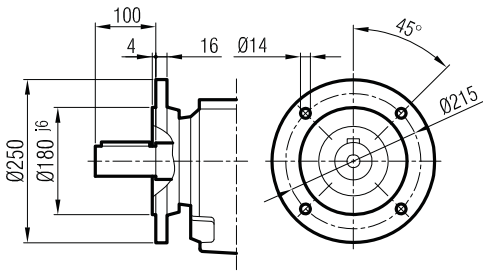
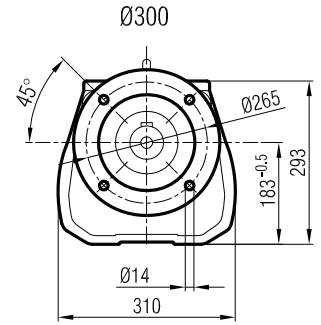
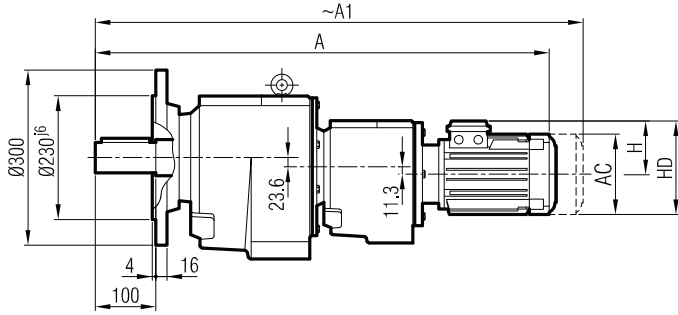
"A₁" Ölçüsü Frenli Motorlar içindir.
Dimension "A₁" is for motors with brake
Le dimensions "A₁" correspond aux moteurs équipés de freins.

İRA 82 İR 62 / İRA 82 İR 63
İRA 83 İR 62 / İRA 83 İR 63

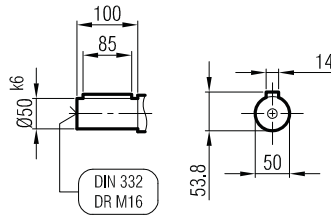




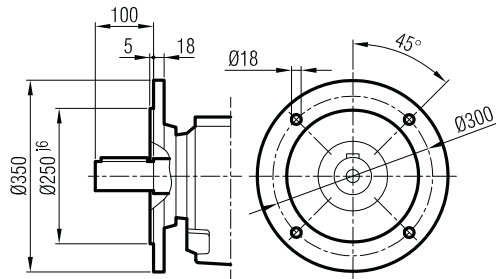
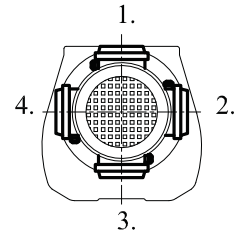
İRFM 82 İR 63
İRFM 83 İR 63



Ø250
(Opsiyonel / Optional / Optional)



Klemens Pozisyonları
Terminal Box Positions
Klemmenkasten Positionen

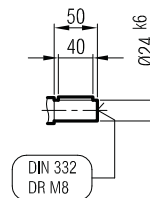
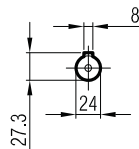
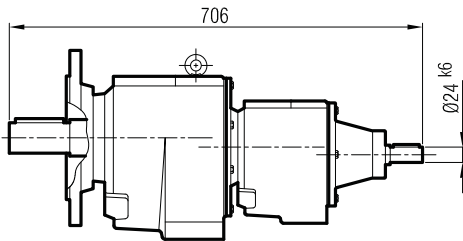


Ø350
(Opsiyonel / Optional / Optional)

	71	80	90 S			
A	773	803	870			
A1	824	872	936			
H	111	118	126			
HD	182	198	216			
AC	138	156	176			

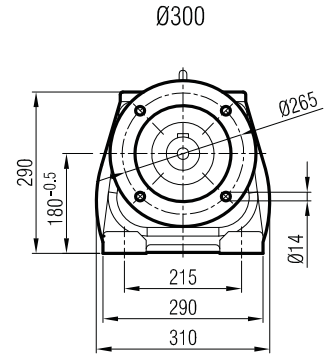
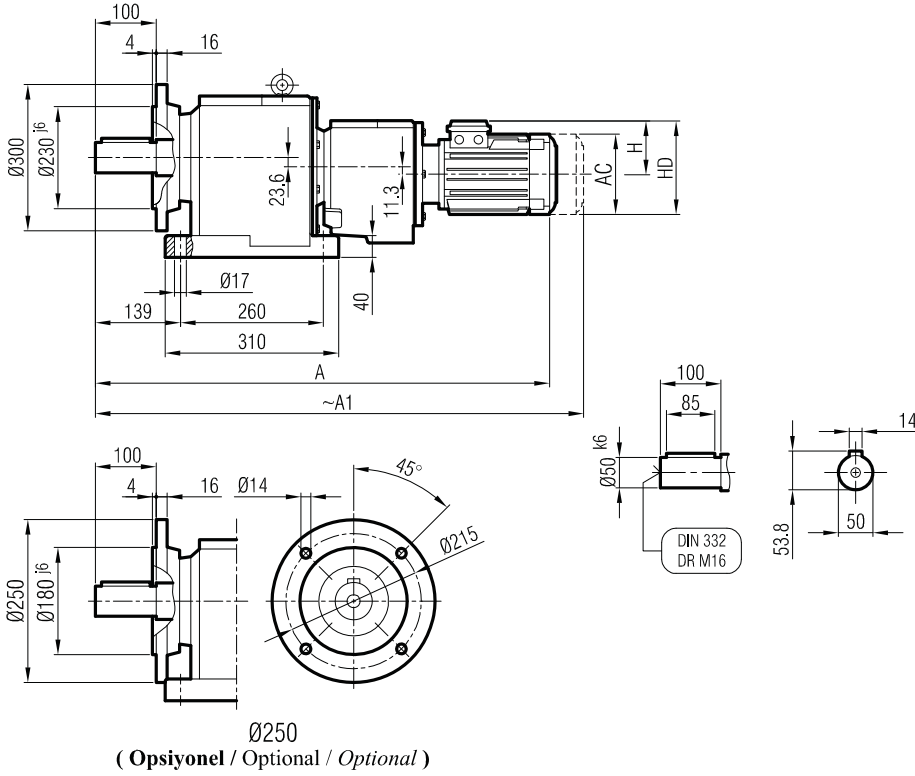
"A1" Ölçüsü Frenli Motorlar içindir.
Dimension "A1" is for motors with brake
Le dimensions "A1" correspondent aux moteurs
équipés de freins.

İRF 82 İR 62 / İRF 82 İR 63
İRF 83 İR 62 / İRF 83 İR 63

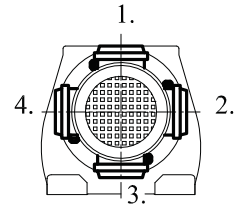




İRAFM 82 İR 63
İRAFM 83 İR 63



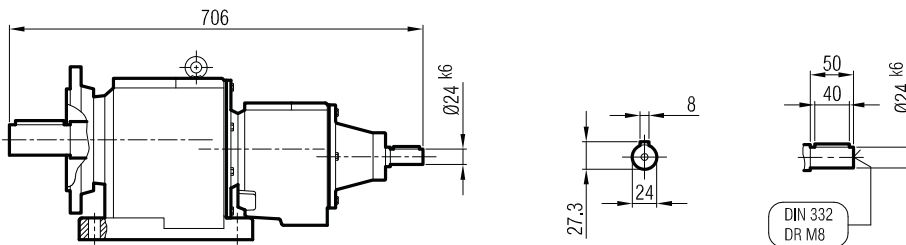
Klemens Pozisyonları
Terminal Box Positions
Klemmenkasten Positionen



A	773	803	870		
A ₁	824	872	936		
H	111	118	126		
HD	182	198	216		
AC	138	156	176		

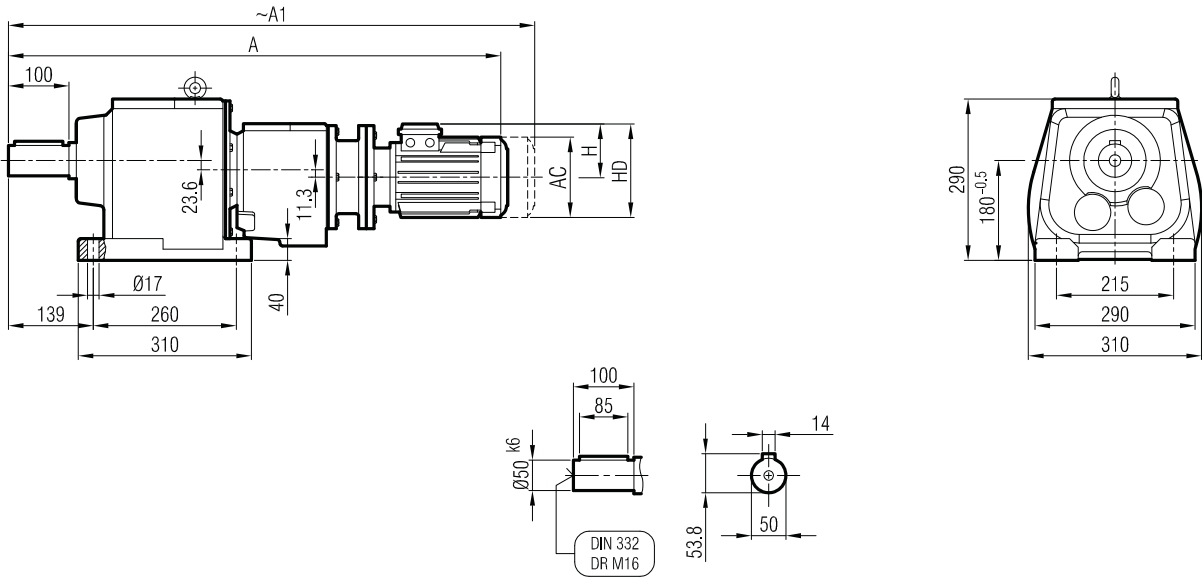
"A₁" Ölçüsü Frenli Motorlar içindir.
Dimension "A₁" is for motors with brake
Le dimensions "A₁" correspond aux moteurs
équipés de freins.

İRAF 82 İR 62 / İRAF 82 İR 63
İRAF 83 İR 62 / İRAF 83 İR 63

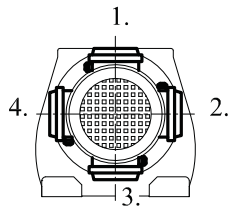




İRAPM 82 İR 63
İRAPM 83 İR 63



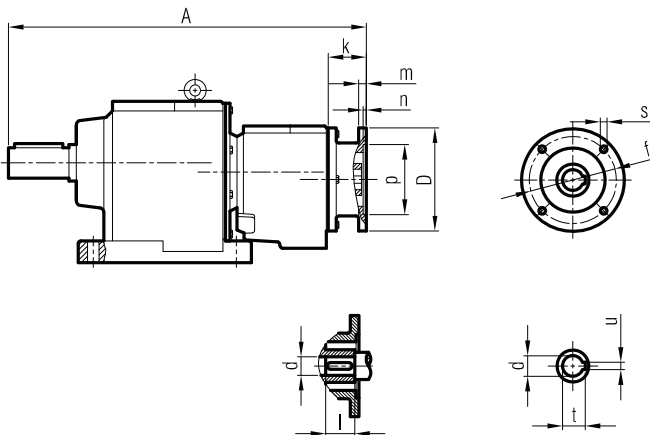
Klemens Pozisyonları
Terminal Box Positions
Klemmenkasten Positionen



	63/B5	71/B5	80/B5	90 S/B5	
A	795	830	856	872	
A ₁	851	881	925	938	
H	97	111	118	126	
HD	160	182	198	216	
AC	121	138	156	176	

"A₁" Ölçüsü Frenli Motorlar içindir.
Dimension "A₁" is for motors with brake
Le dimensions "A₁" correspondent aux moteurs équipés de freins.

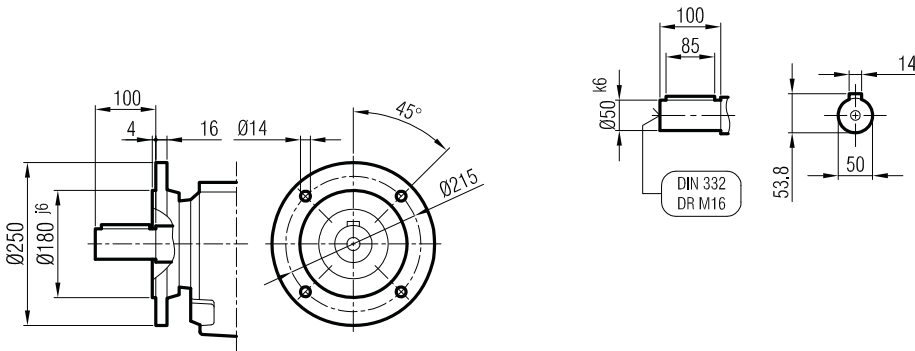
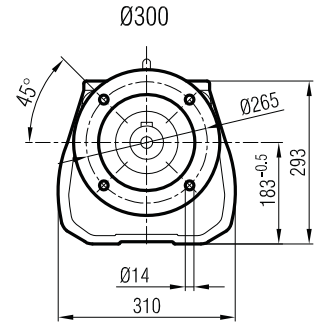
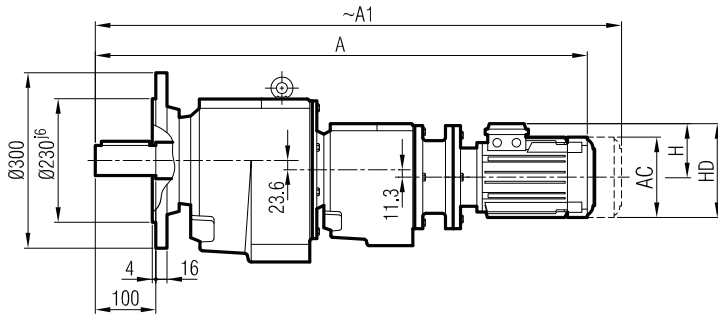
İRAP 82 İR 62 / İRAP 82 İR 63
İRAP 83 İR 62 / İRAP 83 İR 63



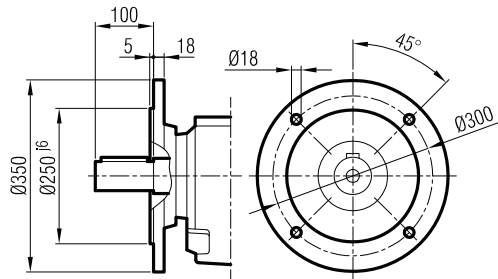
	A	Øp	Øf	ØD	s	k	m	n	Ød	l	t	u
63/B5	598	95	115	140	M8	35.5	8	4	11	23	12.8	4
71/B5	608	110	130	160	M8	45	9	4	14	30	16.3	5
80/B5	613	130	165	200	M10	50	12	5	19	40	21.8	6
90/B5	613	130	165	200	M10	50	12	5	24	50	27.3	8



İRFPM 82 İR 63
İRFPM 83 İR 63

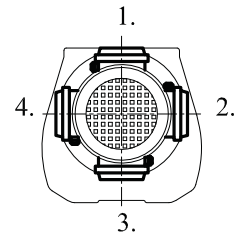


Ø250
(Opsiyonel / Optional / Optional)



Ø350
(Opsiyonel / Optional / Optional)

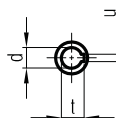
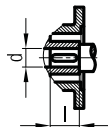
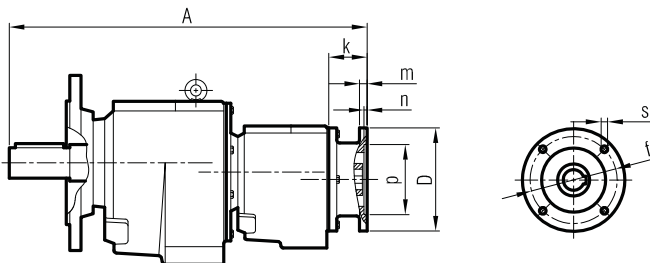
Klemens Pozisyonları
Terminal Box Positions
Klemmenkasten Positionen



	63/B5	71/B5	80/B5	90 S/B5
A	795	830	856	872
A ₁	851	881	925	938
H	97	111	118	126
HD	160	182	198	216
AC	121	138	156	176

"A₁" Ölçüsü Frenli Motorlar içindir.
Dimension "A₁" is for motors with brake
Le dimensions "A₁" correspondent aux moteurs
équipés de freins.

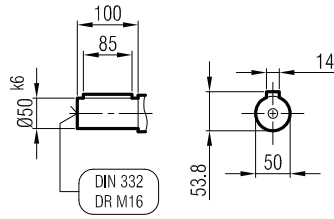
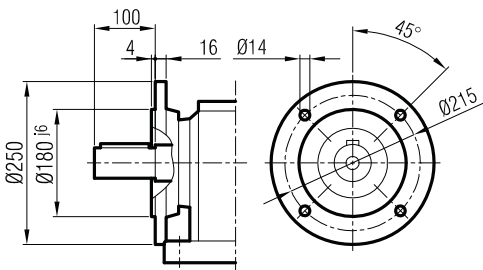
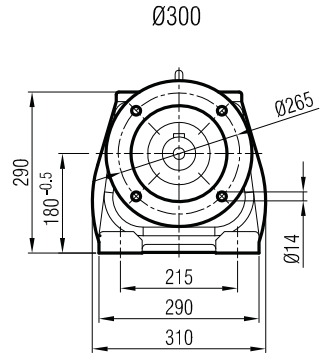
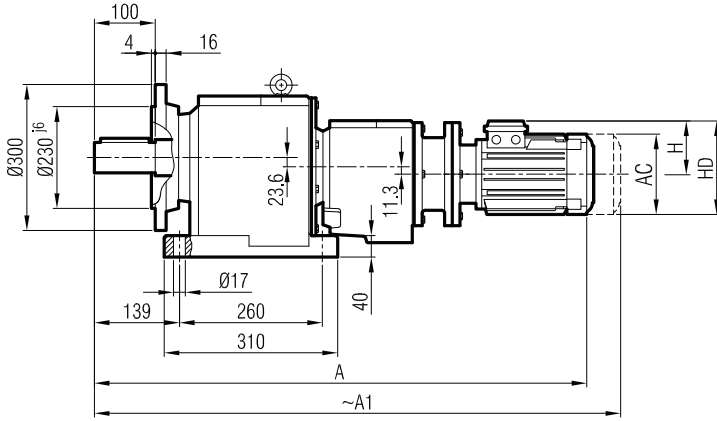
İRFP 82 İR 62 / İRFP 82 İR 63
İRFP 83 İR 62 / İRFP 83 İR 63



	A	Øp	Øf	ØD	s	k	m	n	Ød	l	t	u
63/B5	598	95	115	140	M8	35.5	8	4	11	23	12.8	4
71/B5	608	110	130	160	M8	45	9	4	14	30	16.3	5
80/B5	613	130	165	200	M10	50	12	5	19	40	21.8	6
90/B5	613	130	165	200	M10	50	12	5	24	50	27.3	8

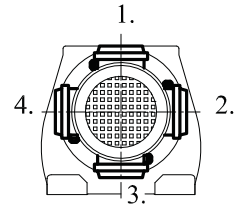


İRAFPM 82 İR 63
İRAFPM 83 İR 63



Ø250
(Opsiyonel / Optional / Optional)

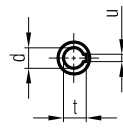
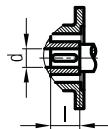
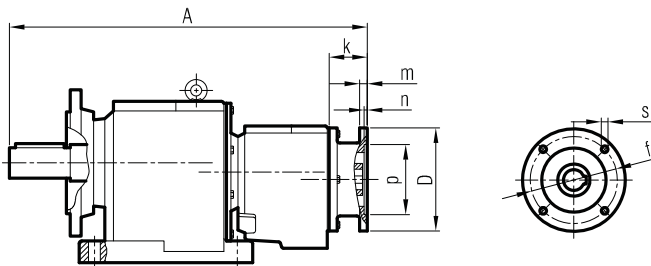
Klemens Pozisyonları
Terminal Box Positions
Klemmenkasten Positionen



	63/B5	71/B5	80/B5	90 S/B5	
A	795	830	856	872	
A ₁	851	881	925	938	
H	97	111	118	126	
HD	160	182	198	216	
AC	121	138	156	176	

"A₁" Ölçüsü Frenli Motorlar içindir.
Dimension "A₁" is for motors with brake
Le dimensions "A₁" correspondent aux moteurs
équipés de freins.

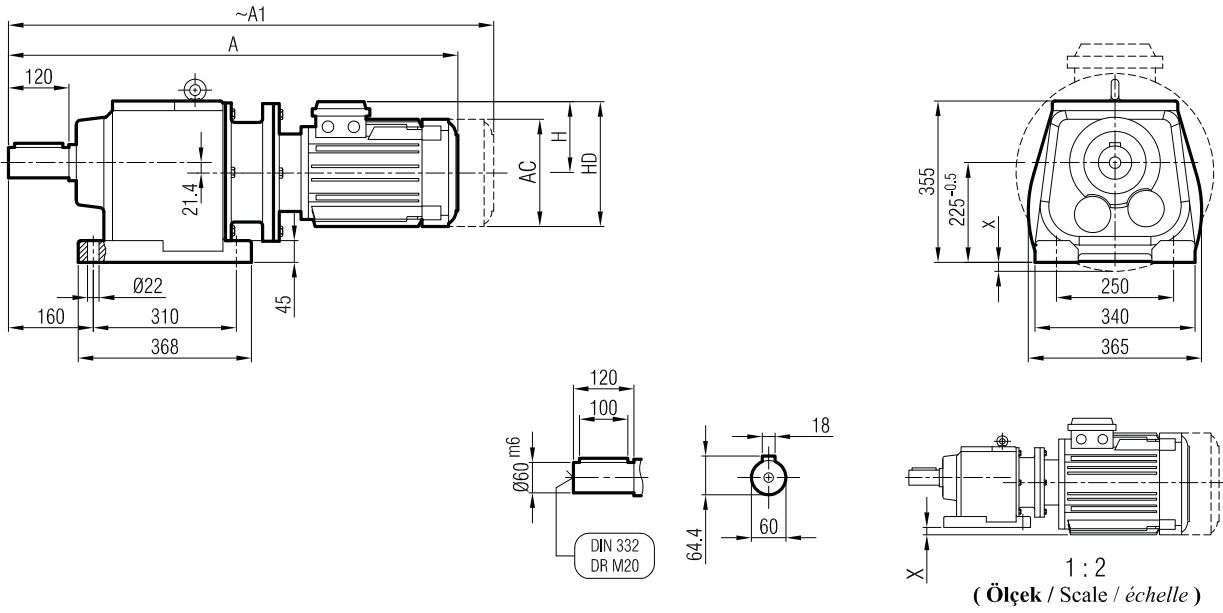
İRAFP 82 İR 62 / İRAFP 82 İR 63
İRAFP 83 İR 62 / İRAFP 83 İR 63



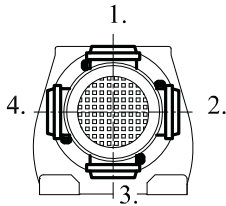
	A	Øp	Øf	ØD	s	k	m	n	Ød	l	t	u
63/B5	598	95	115	140	M8	35.5	8	4	11	23	12.8	4
71/B5	608	110	130	160	M8	45	9	4	14	30	16.3	5
80/B5	613	130	165	200	M10	50	12	5	19	40	21.8	6
90/B5	613	130	165	200	M10	50	12	5	24	50	27.3	8



İRAPM 92
İRAPM 93



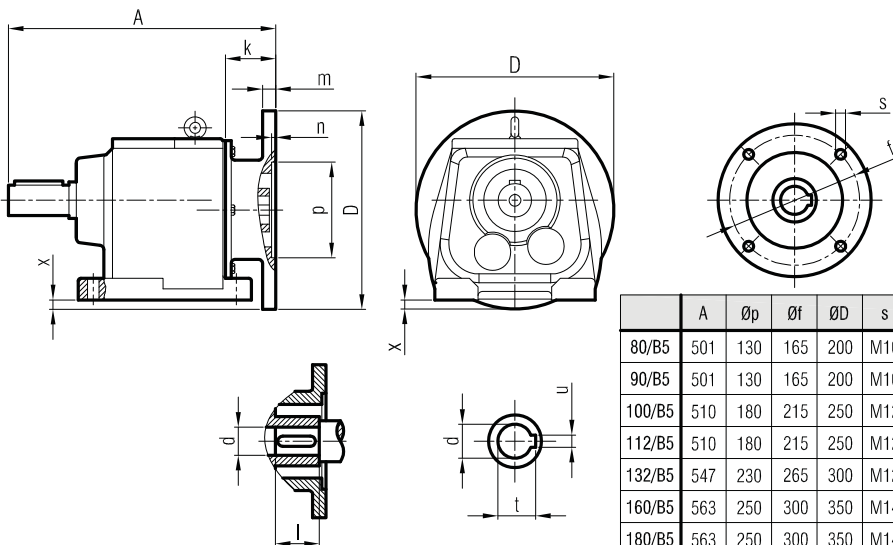
Klemens Pozisyonları
Terminal Box Positions
Klemmenkasten Positionen



	80/B5	90 S/B5	90 L/B5	100/B5	112/B5	132 S/B5	132 M/B5	160 M/B5	160 L/B5	180 M/B5	180 L/B5	200/B5
A	745	760	785	826	846	927	965	1053	1097	1110	1148	1248
A ₁	814	826	851	904	929	1027	1065	1168	1212	1230	1268	1368
H	118	126	126	134	145	168	168	220	220	241	241	241
HD	198	216	216	234	257	300	300	380	380	421	421	421
AC	156	176	176	194	218	257	257	310	310	348	348	348
X	-	-	-	-	-	-	-	-	-	-	-	-

"A₁" Ölçüsü Frenli Motorlar içindir.
Dimension "A₁" is for motors with brake
Le dimensions "A₁" correspondent aux moteurs équipés de freins.

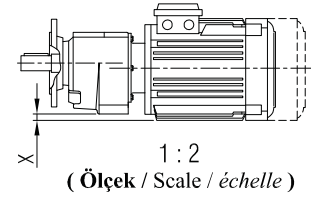
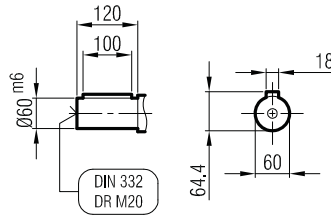
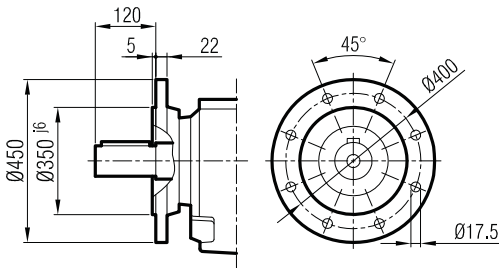
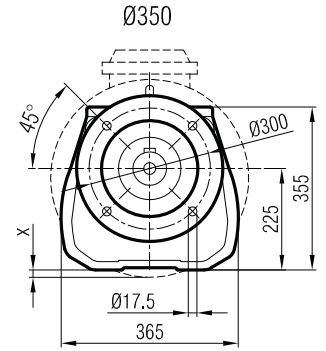
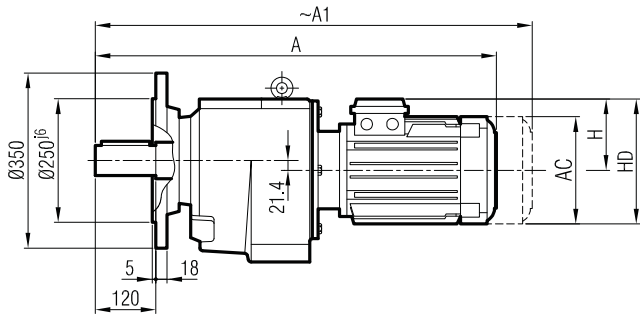
İRAP 92
İRAP 93



	A	Øp	Øf	ØD	s	k	m	n	Ød	l	t	u	x
80/B5	501	130	165	200	M10	49	12	5	19	40	21.8	6	-
90/B5	501	130	165	200	M10	49	12	5	24	50	27.3	8	-
100/B5	510	180	215	250	M12	58	14	5	28	60	31.3	8	-
112/B5	510	180	215	250	M12	58	14	5	28	60	31.3	8	-
132/B5	547	230	265	300	M12	95	17	6	38	80	41.3	10	-
160/B5	563	250	300	350	M14	111	18	6.5	42	110	45.3	12	-
180/B5	563	250	300	350	M14	111	18	6.5	48	110	51.8	14	-
200/B5	611	300	350	400	M16	159	20	6.5	55	110	59.3	16	-

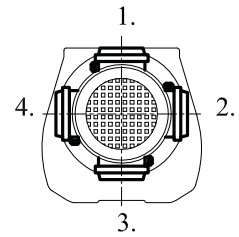


İRFM 92
İRFM 93



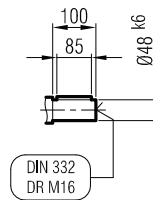
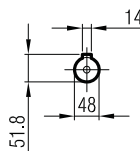
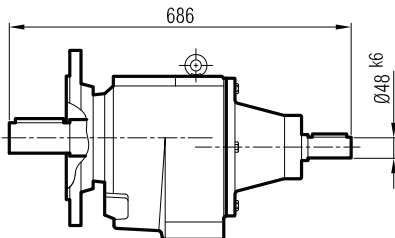
Ø450
(Opsiyonel / Optional / Optional)

Klemens Pozisyonları
Terminal Box Positions
Klemmenkasten Positionen



	100	112	132 S	132 M	160 M	160 L	180 M	180 L	200
A	757	780	832	870	960	1004	1017	1055	1096
A ₁	835	863	932	970	1075	1119	1137	1175	1216
H	134	145	168	168	220	220	241	241	277
HD	234	257	300	300	380	380	421	421	477
AC	194	218	257	257	310	310	348	348	390
X	-	-	-	-	-	-	-	-	-

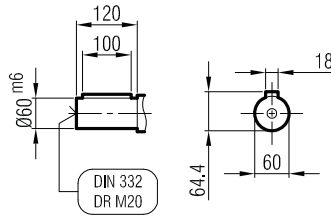
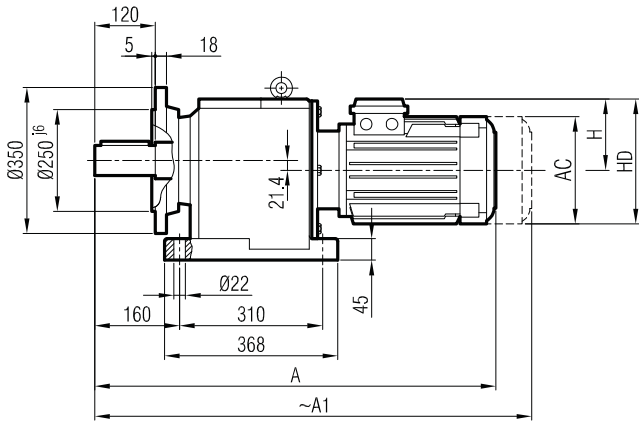
İRF 92
İRF 93



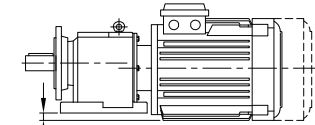
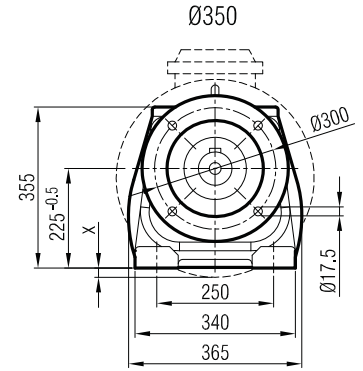
"A₁" Ölçüsü Frenli Motorlar içindir.
Dimension "A₁" is for motors with brake
Le dimensions "A₁" correspond aux moteurs
équipés de freins.



İRAFM 92
İRAFM 93

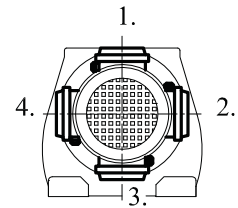


DIN 332
DR M20



1 : 2
(Ölçek / Scale / échelle)

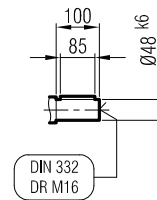
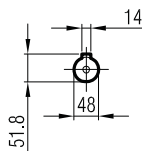
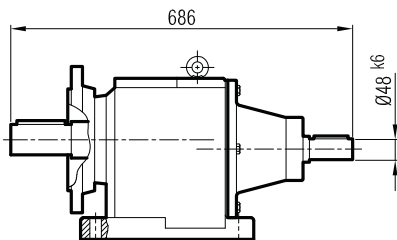
Klemens Pozisyonları
Terminal Box Positions
Klemmenkasten Positionen



	100	112	132 S	132 M	160 M	160 L	180 M	180 L	200
A	757	780	832	870	960	1004	1017	1055	1096
A ₁	835	863	932	970	1075	1119	1137	1175	1216
H	134	145	168	168	220	220	241	241	277
HD	234	257	300	300	380	380	421	421	477
AC	194	218	257	257	310	310	348	348	390
X	-	-	-	-	-	-	-	-	-

"A₁" Ölçüsü Frenli Motorlar içindir.
Dimension "A₁" is for motors with brake
Le dimensions "A₁" correspond aux moteurs
équipés de freins.

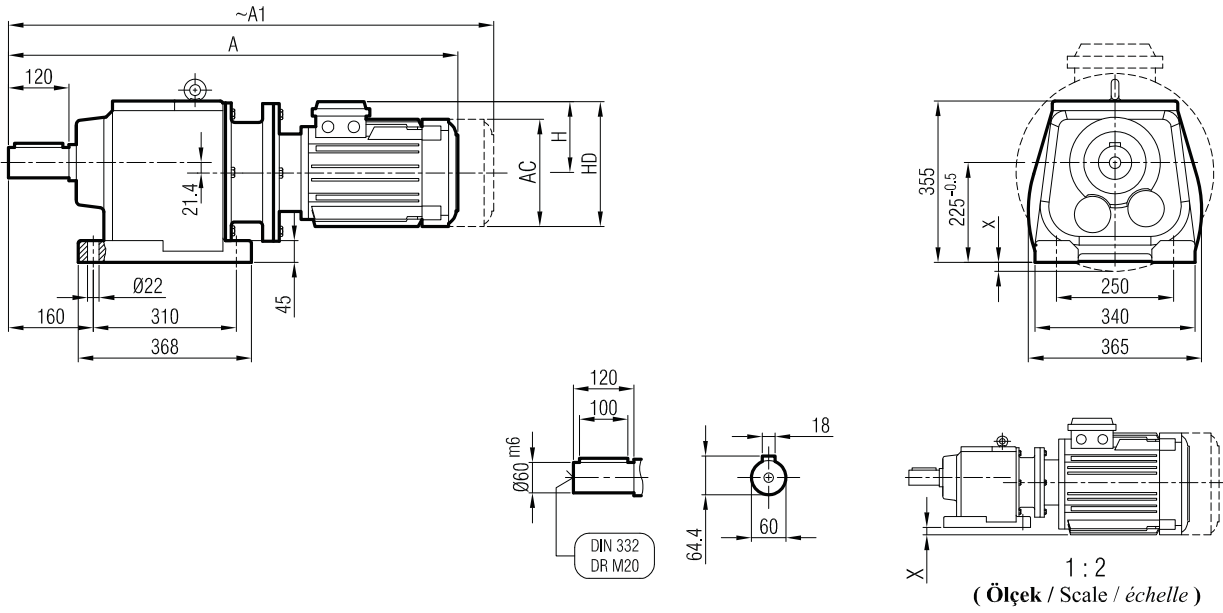
İRAF 92
İRAF 93



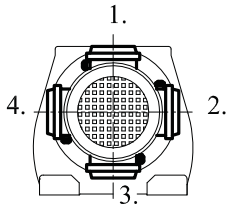
DIN 332
DR M16



İRAPM 92
İRAPM 93



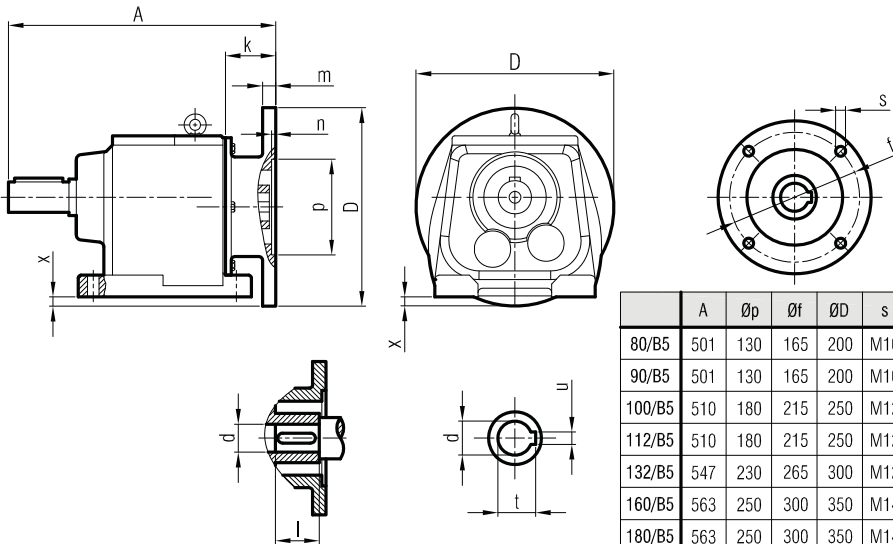
Klemens Pozisyonları
Terminal Box Positions
Klemmenkasten Positionen



	80/B5	90 S/B5	90 L/B5	100/B5	112/B5	132 S/B5	132 M/B5	160 M/B5	160 L/B5	180 M/B5	180 L/B5	200/B5
A	745	760	785	826	846	927	965	1053	1097	1110	1148	1248
A ₁	814	826	851	904	929	1027	1065	1168	1212	1230	1268	1368
H	118	126	126	134	145	168	168	220	220	241	241	241
HD	198	216	216	234	257	300	300	380	380	421	421	421
AC	156	176	176	194	218	257	257	310	310	348	348	348
x	-	-	-	-	-	-	-	-	-	-	-	-

"A₁" Ölçüsü Frenli Motorlar içindir.
Dimension "A₁" is for motors with brake
Le dimensions "A₁" correspondent aux moteurs équipés de freins.

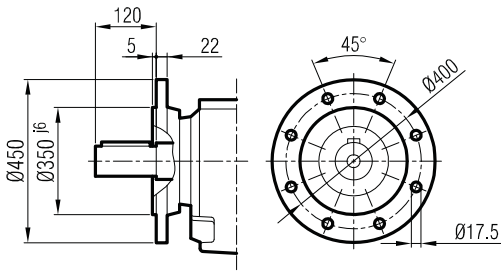
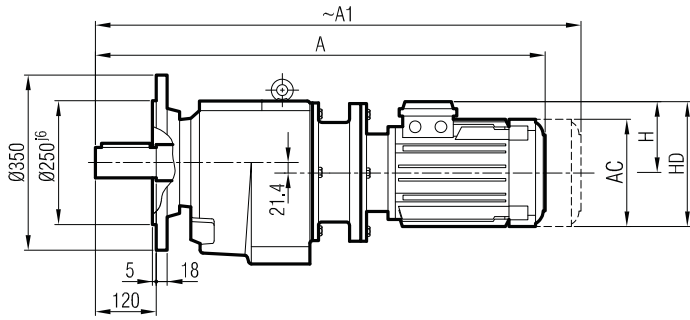
İRAP 92
İRAP 93



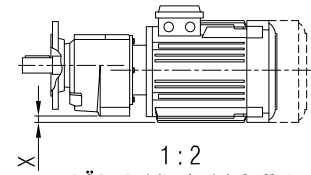
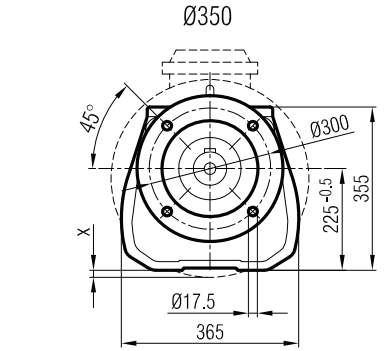
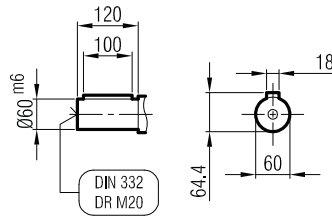
	A	Øp	Øf	ØD	s	k	m	n	Ød	l	t	u	x
80/B5	501	130	165	200	M10	49	12	5	19	40	21.8	6	-
90/B5	501	130	165	200	M10	49	12	5	24	50	27.3	8	-
100/B5	510	180	215	250	M12	58	14	5	28	60	31.3	8	-
112/B5	510	180	215	250	M12	58	14	5	28	60	31.3	8	-
132/B5	547	230	265	300	M12	95	17	6	38	80	41.3	10	-
160/B5	563	250	300	350	M14	111	18	6.5	42	110	45.3	12	-
180/B5	563	250	300	350	M14	111	18	6.5	48	110	51.8	14	-
200/B5	611	300	350	400	M16	159	20	6.5	55	110	59.3	16	-



İRFPM 92
İRFPM 93

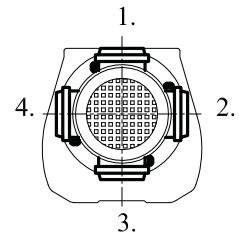


Ø450
(Opsiyonel / Optional / Optional)



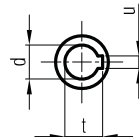
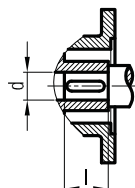
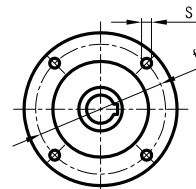
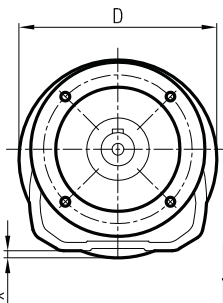
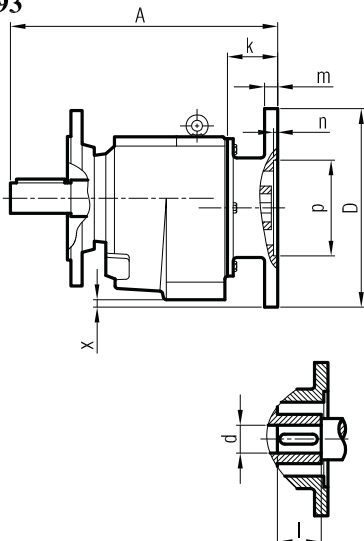
1 : 2
(Ölçek / Scale / échelle)

Klemens Pozisyonları
Terminal Box Positions
Klemmenkasten Positionen



	80/B5	90 S/B5	90 L/B5	100/B5	112/B5	132 S/B5	132 M/B5	160 M/B5	160 L/B5	180 M/B5	180 L/B5	200/B5
A	745	760	785	826	846	927	965	1053	1097	1110	1148	1248
A ₁	814	826	851	904	929	1027	1065	1168	1212	1230	1268	1368
H	118	126	126	134	145	168	168	220	220	241	241	241
HD	198	216	216	234	257	300	300	380	380	421	421	421
AC	156	176	176	194	218	257	257	310	310	348	348	348
x	-	-	-	-	-	-	-	-	-	-	-	-

İRFP 92
İRFP 93

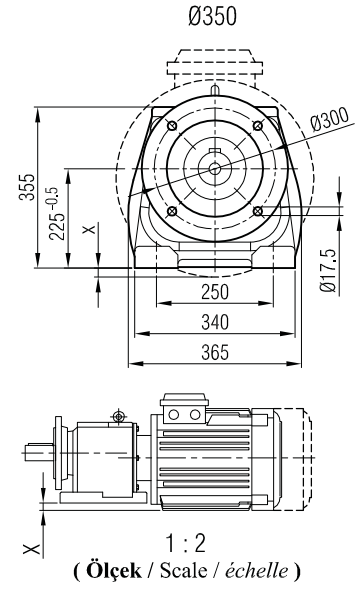
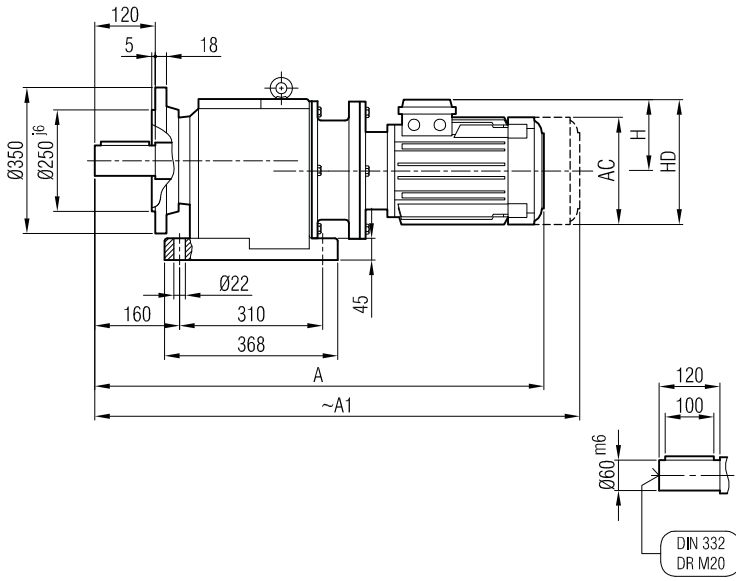


"A₁" Ölçüsü Frenli Motorlar içindir.
Dimension "A₁" is for motors with brake
Le dimensions "A₁" correspondent aux moteurs équipés de freins.

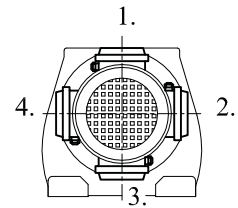
	A	Øp	Øf	ØD	s	k	m	n	Ød	l	t	u	x
80/B5	501	130	165	200	M10	49	12	5	19	40	21.8	6	-
90/B5	501	130	165	200	M10	49	12	5	24	50	27.3	8	-
100/B5	510	180	215	250	M12	58	14	5	28	60	31.3	8	-
112/B5	510	180	215	250	M12	58	14	5	28	60	31.3	8	-
132/B5	547	230	265	300	M12	95	17	6	38	80	41.3	10	-
160/B5	563	250	300	350	M14	111	18	6.5	42	110	45.3	12	-
180/B5	563	250	300	350	M14	111	18	6.5	48	110	51.8	14	-
200/B5	611	300	350	400	M16	159	20	6.5	55	110	59.3	16	-



İRAFPM 92
İRAFPM 93

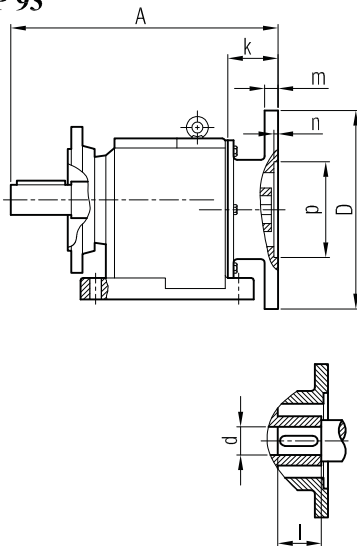


Klemens Pozisyonları
Terminal Box Positions
Klemmenkasten Positionen

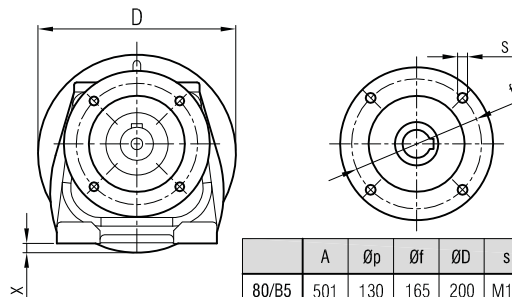


	80/B5	90 S/B5	90 L/B5	100/B5	112/B5	132 S/B5	132 M/B5	160 M/B5	160 L/B5	180 M/B5	180 L/B5	200/B5
A	745	760	785	826	846	927	965	1053	1097	1110	1148	1248
A ₁	814	826	851	904	929	1027	1065	1168	1212	1230	1268	1368
H	118	126	126	134	145	168	168	220	220	241	241	241
HD	198	216	216	234	257	300	300	380	380	421	421	421
AC	156	176	176	194	218	257	257	310	310	348	348	348
x	-	-	-	-	-	-	-	-	-	-	-	-

İRAFPM 92
İRAFPM 93



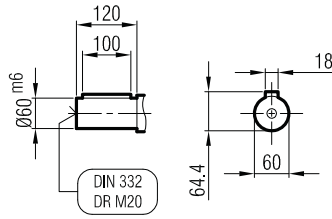
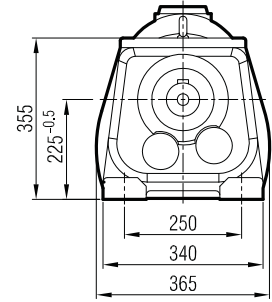
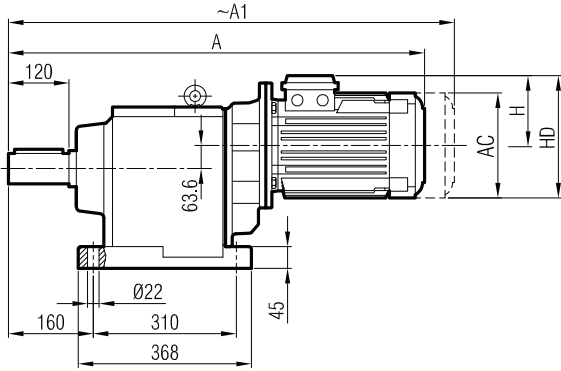
"A₁" Ölçüsü Frenli Motorlar içindir.
Dimension "A₁" is for motors with brake
Le dimensions "A₁" correspondent aux moteurs équipés de freins.



	A	Øp	Øf	ØD	s	k	m	n	Ød	l	t	u	x
80/B5	501	130	165	200	M10	49	12	5	19	40	21.8	6	-
90/B5	501	130	165	200	M10	49	12	5	24	50	27.3	8	-
100/B5	510	180	215	250	M12	58	14	5	28	60	31.3	8	-
112/B5	510	180	215	250	M12	58	14	5	28	60	31.3	8	-
132/B5	547	230	265	300	M12	95	17	6	38	80	41.3	10	-
160/B5	563	250	300	350	M14	111	18	6.5	42	110	45.3	12	-
180/B5	563	250	300	350	M14	111	18	6.5	48	110	51.8	14	-
200/B5	611	300	350	400	M16	159	20	6.5	55	110	59.3	16	-



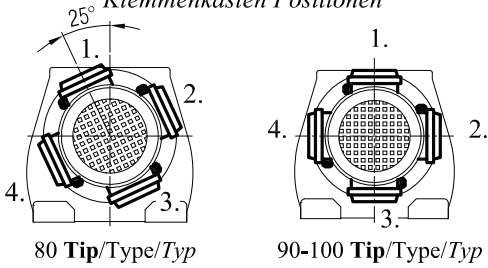
İRAM 94



Klemens Pozisyonları

Terminal Box Positions

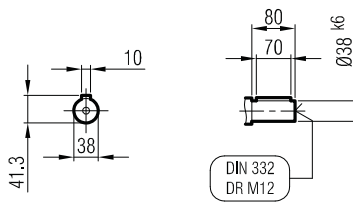
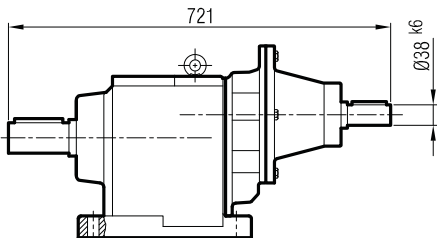
Klemmenkasten Positionen



	80	90 S	90 L	100		
A	754	782	807	847		
A ₁	823	848	873	925		
H	118	126	126	134		
HD	198	216	216	234		
AC	156	176	176	194		

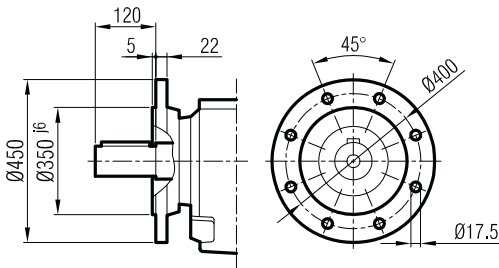
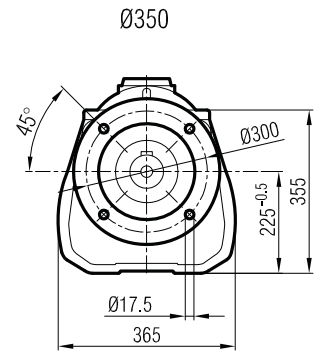
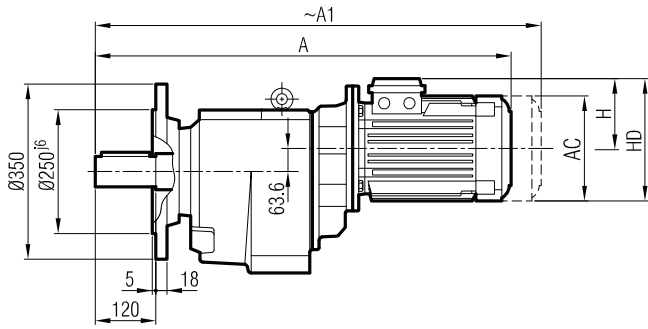
"A₁" Ölçüsü Frenli Motorlar içindir.
Dimension "A₁" is for motors with brake
Le dimensions "A₁" correspond aux moteurs équipés de freins.

İRA 94

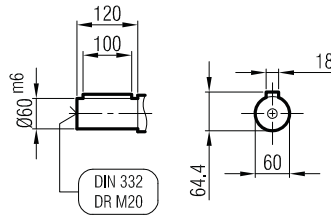




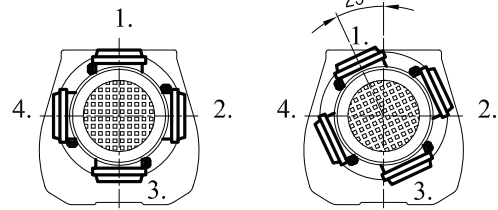
İRFM 94



Ø450
(Opsiyonel / Optional / Optional)



Klemens Pozisyonları
Terminal Box Positions
Klemmenkasten Positionen



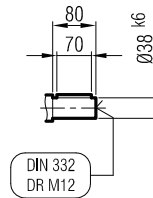
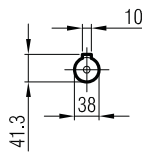
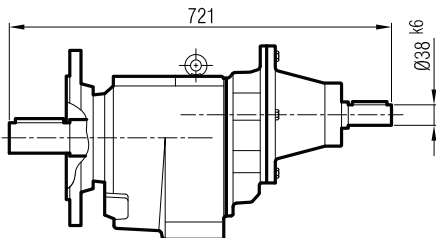
90-100 Tip/Type/Typ

80 Tip/Type/Typ

	80	90 S	90 L	100		
A	754	782	807	847		
A1	823	848	873	925		
H	118	126	126	134		
HD	198	216	216	234		
AC	156	176	176	194		

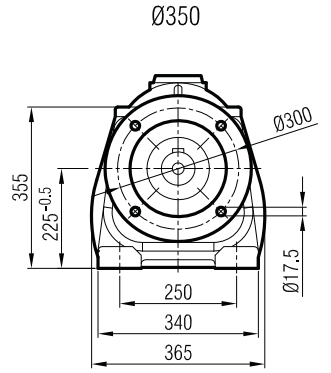
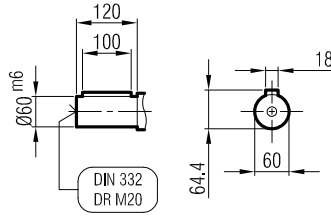
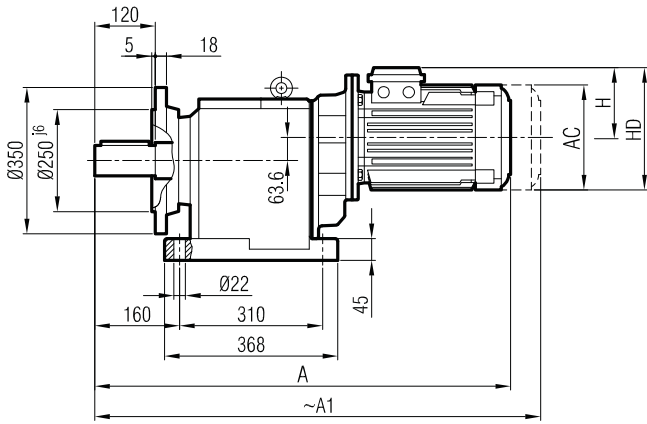
"A1" Ölçüsü Frenli Motorlar içindir.
Dimension "A1" is for motors with brake
Le dimensions "A1" correspond aux moteurs
équipés de freins.

İRF 94

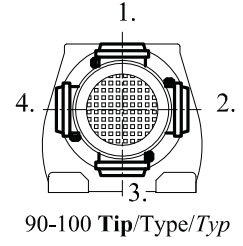
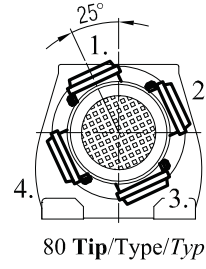




İRAFM 94



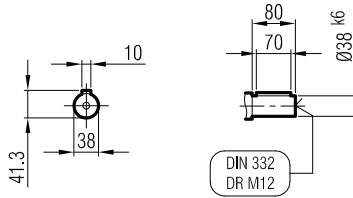
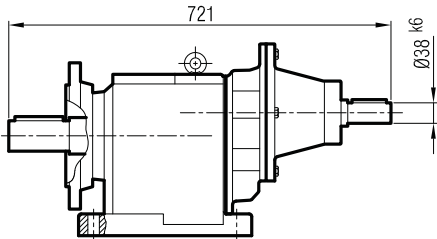
Klemens Pozisyonları
Terminal Box Positions
Klemmenkasten Positionen



	80	90 S	90 L	100		
A	754	782	807	847		
A ₁	823	848	873	925		
H	118	126	126	134		
HD	198	216	216	234		
AC	156	176	176	194		

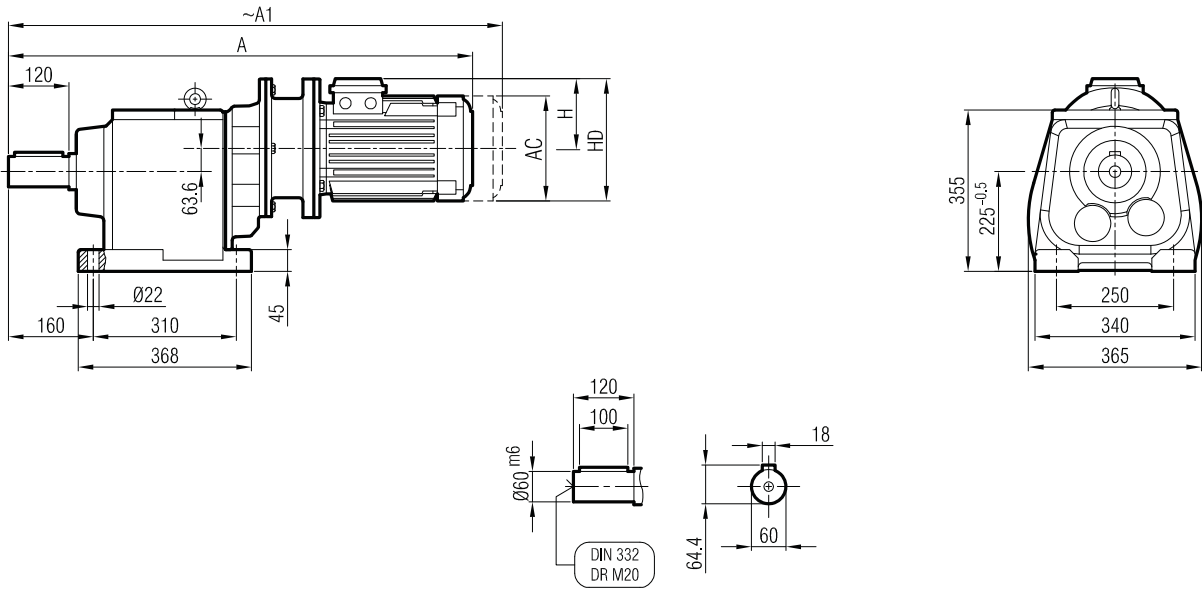
"A₁" Ölçüsü Frenli Motorlar içindir.
Dimension "A₁" is for motors with brake
Le dimensions "A₁" correspond aux moteurs
équipés de freins.

İRAF 94

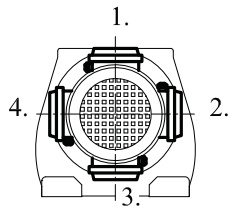




İRAPM 94



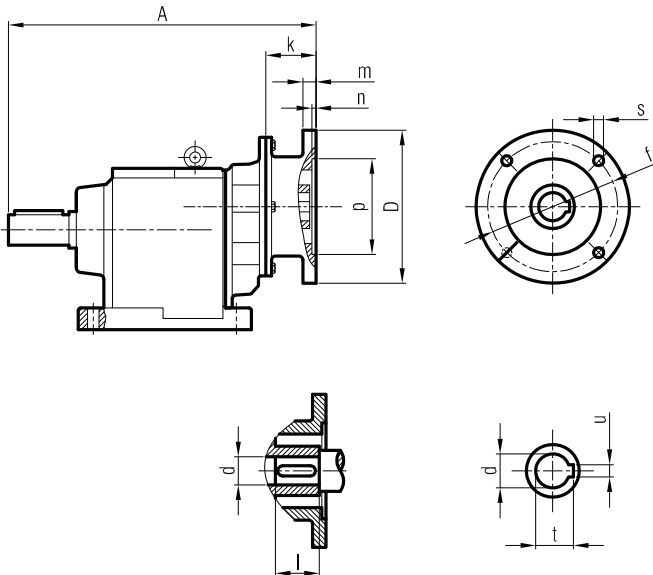
Klemens Pozisyonları
Terminal Box Positions
Klemmenkasten Positionen



	80/B5	90 S/B5	90 L/B5	100/B5	
A	842	857	882	922	
A ₁	911	923	948	1000	
H	118	126	126	134	
HD	198	216	216	234	
AC	156	176	176	194	

"A₁" Ölçüsü Frenli Motorlar içindir.
Dimension "A₁" is for motors with brake
Le dimensions "A₁" correspond aux moteurs équipés de freins.

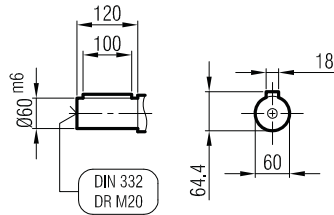
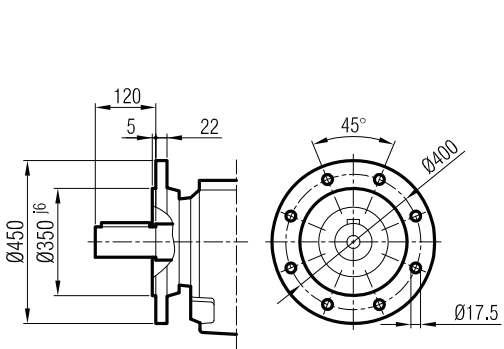
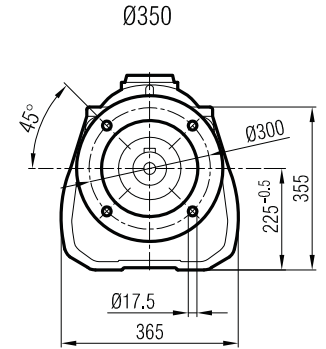
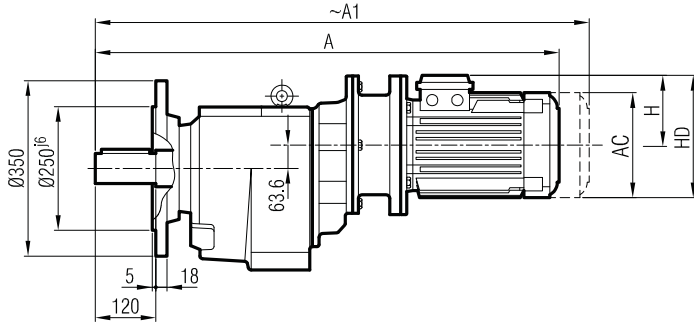
İRAP 94



	A	$\varnothing p$	$\varnothing f$	$\varnothing D$	s	k	m	n	$\varnothing d$	l	t	u
80/B5	448	130	165	200	M10	67	12	5	19	40	21.8	6
90/B5	448	130	165	200	M10	67	12	5	24	50	27.3	8
100/B5	456	180	215	250	M12	74	14	5	28	60	31.3	8

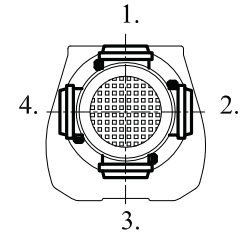


İRFPM 94



Ø450
(Opsiyonel / Optional / Optional)

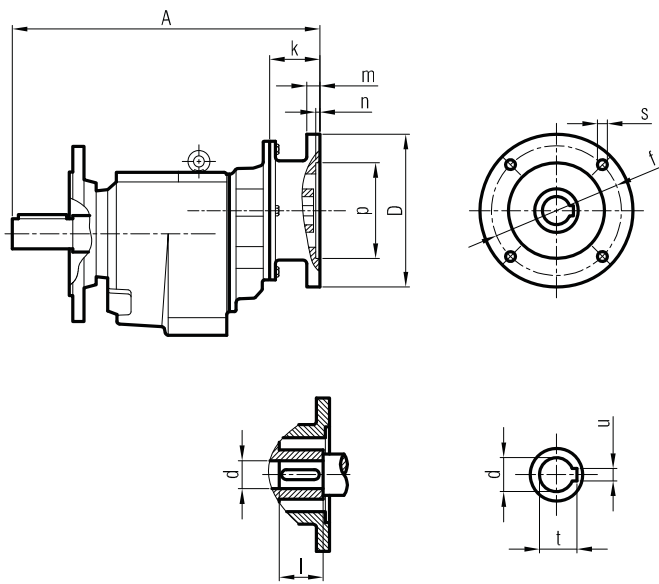
Klemens Pozisyonları
Terminal Box Positions
Klemmenkasten Positionen



	80/B5	90 S/B5	90 L/B5	100/B5
A	842	857	882	922
A ₁	911	923	948	1000
H	118	126	126	134
HD	198	216	216	234
AC	156	176	176	194

"A₁" Ölçüsü Frenli Motorlar içindir.
Dimension "A₁" is for motors with brake
Le dimensions "A₁" correspond aux moteurs équipés de freins.

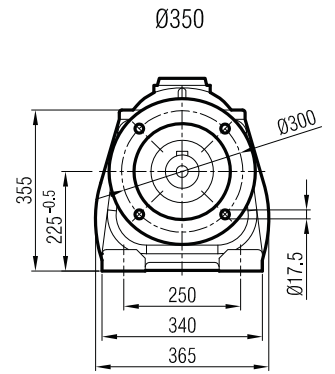
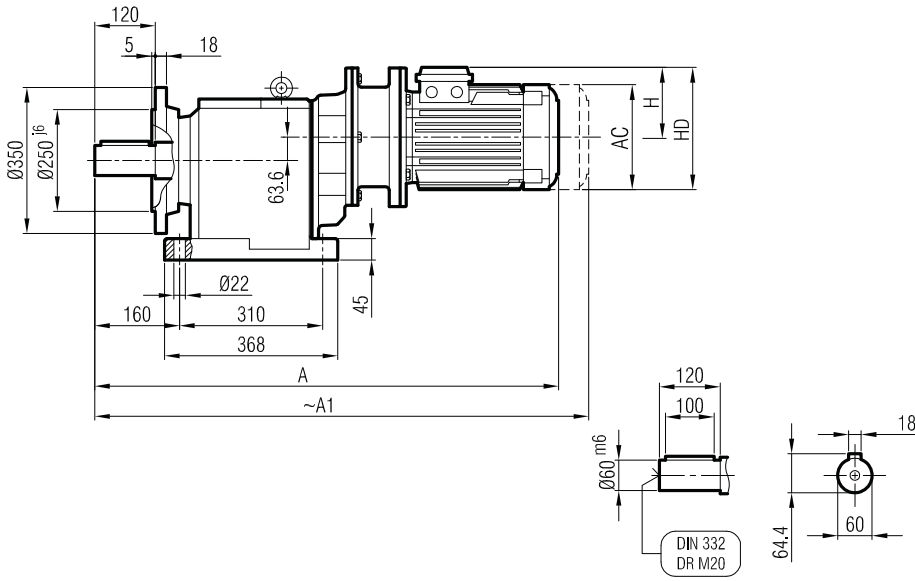
İRFP 94



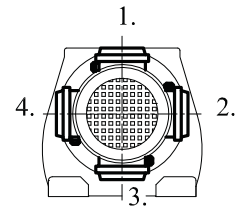
	A	Øp	Øf	ØD	s	k	m	n	Ød	l	t	u
80/B5	448	130	165	200	M10	67	12	5	19	40	21.8	6
90/B5	448	130	165	200	M10	67	12	5	24	50	27.3	8
100/B5	456	180	215	250	M12	74	14	5	28	60	31.3	8



İRAFPM 94



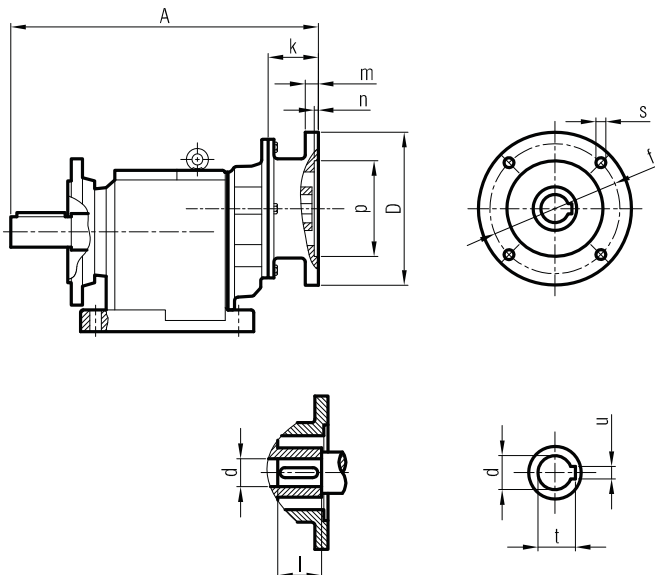
Klemens Pozisyonları
Terminal Box Positions
Klemmenkasten Positionen



	80/B5	90 S/B5	90 L/B5	100/B5	
A	842	857	882	922	
A ₁	911	923	948	1000	
H	118	126	126	134	
HD	198	216	216	234	
AC	156	176	176	194	

"A₁" Ölçüsü Frenli Motorlar içindir.
Dimension "A₁" is for motors with brake
Le dimensions "A₁" correspond aux moteurs
équipés de freins.

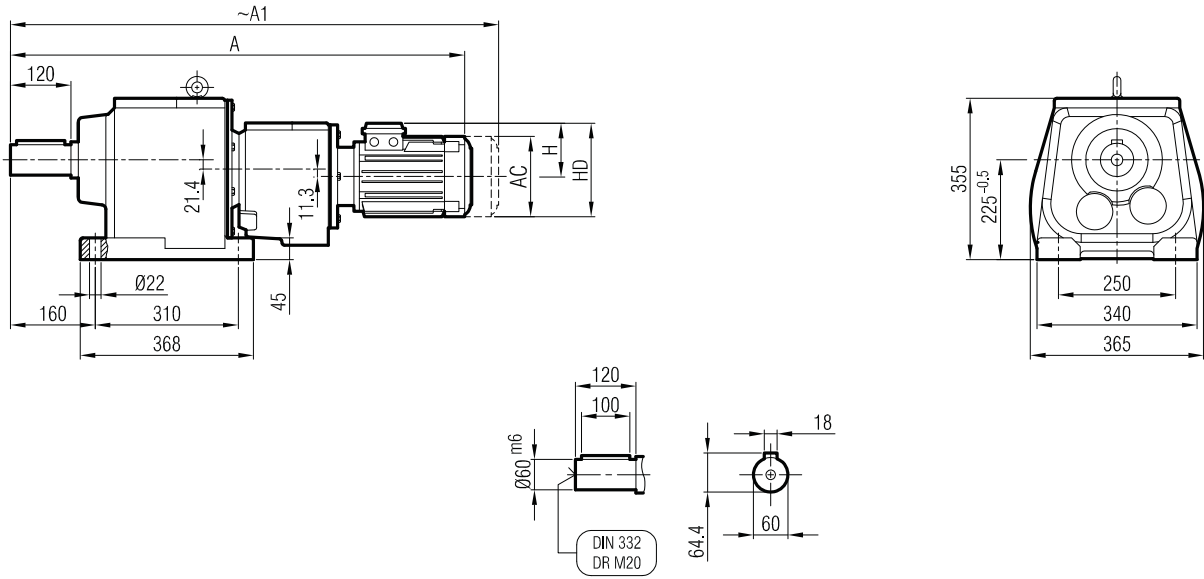
İRAFPM 94



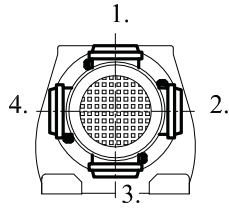
	A	Øp	Øf	ØD	s	k	m	n	Ød	l	t	u
80/B5	448	130	165	200	M10	67	12	5	19	40	21.8	6
90/B5	448	130	165	200	M10	67	12	5	24	50	27.3	8
100/B5	456	180	215	250	M12	74	14	5	28	60	31.3	8



İRAM 92 İR 62 / İRAM 92 İR 63
İRAM 93 İR 62 / İRAM 93 İR 63



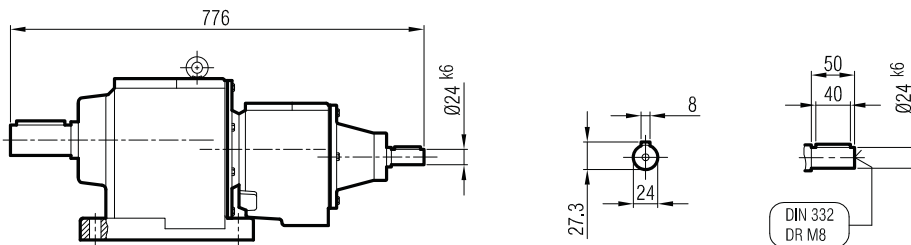
Klemens Pozisyonları
Terminal Box Positions
Klemmenkasten Positionen



	71	80	90 S	90 L		
A	843	873	903	928		
A ₁	894	942	969	994		
H	111	118	126	126		
HD	182	198	216	216		
AC	138	156	176	176		

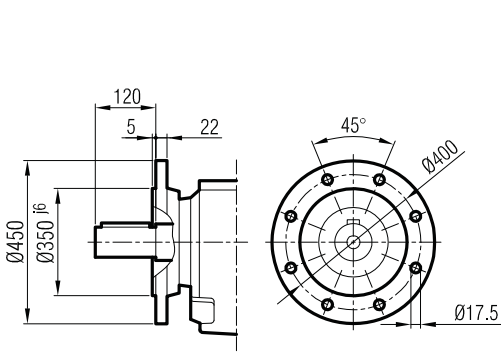
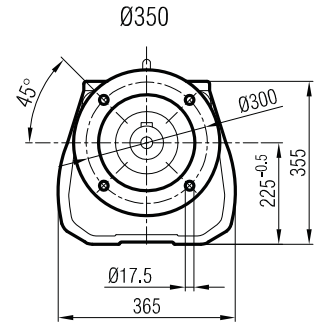
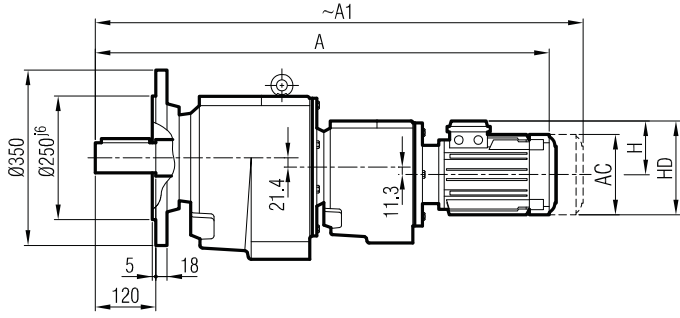
"A₁" Ölçüsü Frenli Motorlar içindir.
Dimension "A₁" is for motors with brake
Le dimensions "A₁" correspond aux moteurs équipés de freins.

İRA 92 İR 62 / İRA 92 İR 63
İRA 93 İR 62 / İRA 93 İR 63

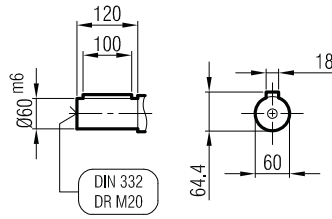




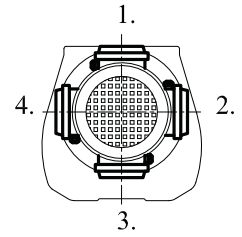
İRFM 92 İR 62 / İRFM 92 İR 63
İRFM 93 İR 62 / İRFM 93 İR 63



Ø450
(Opsiyonel / Optional / Optional)



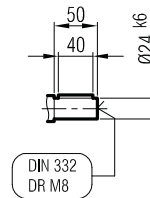
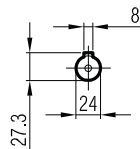
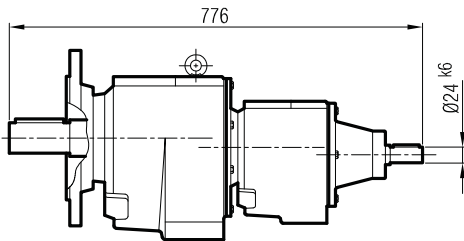
Klemens Pozisyonları
Terminal Box Positions
Klemmenkasten Positionen



	71	80	90 S	90 L		
A	843	873	903	928		
A1	894	942	969	994		
H	111	118	126	126		
HD	182	198	216	216		
AC	138	156	176	176		

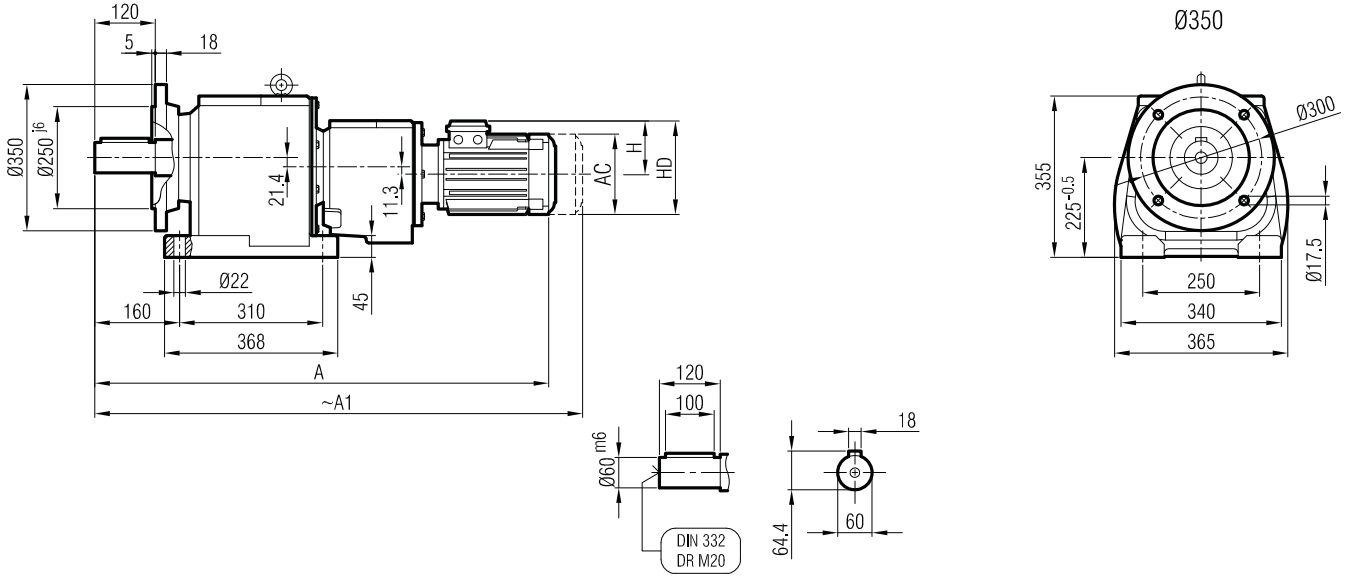
"A1" Ölçüsü Frenli Motorlar içindir.
Dimension "A1" is for motors with brake
Le dimensions "A1" correspondent aux moteurs
équipés de freins.

İRF 92 İR 62 / İRF 92 İR 63
İRF 93 İR 62 / İRF 93 İR 63

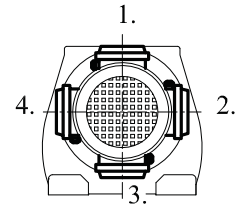




İRAFM 92 İR 62 / İRAFM 92 İR 63
İRAFM 93 İR 62 / İRAFM 93 İR 63

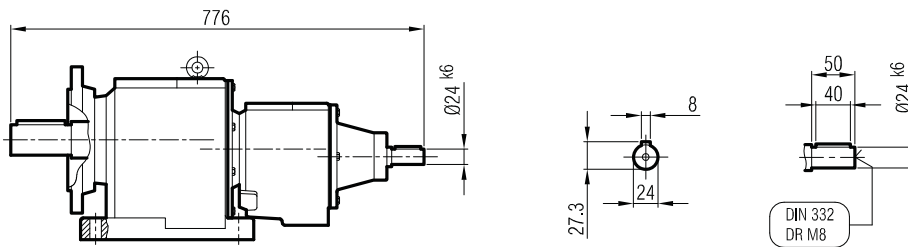


Klemens Pozisyonları
Terminal Box Positions
Klemmenkasten Positionen



	80	90 S				
A	843	873	903	928		
A ₁	894	942	969	994		
H	111	118	126	126		
HD	182	198	216	216		
AC	138	156	176	176		

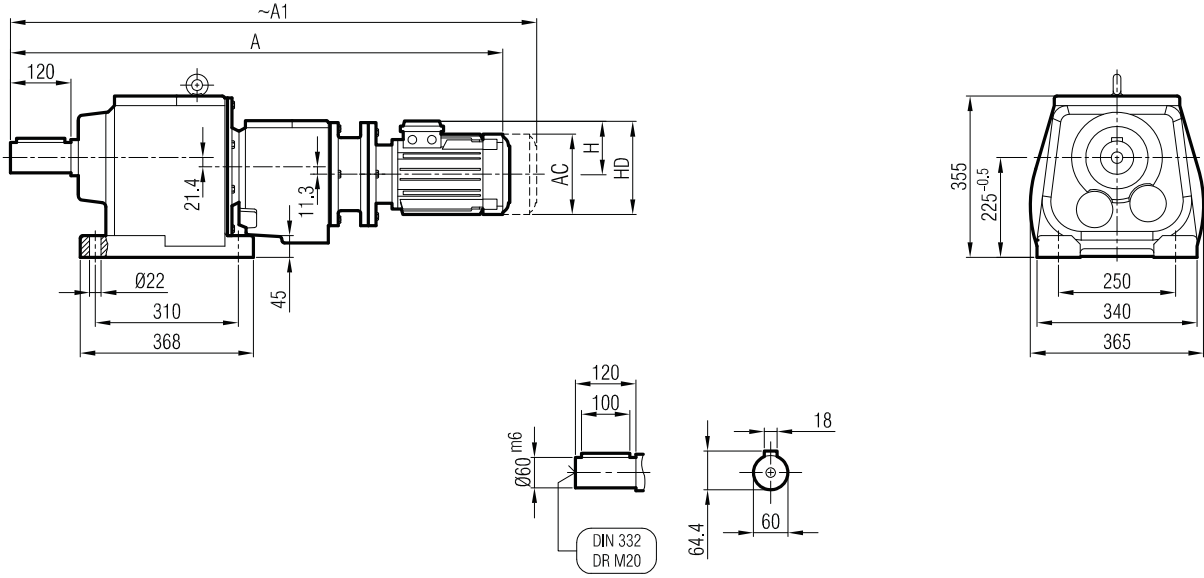
İRAF 92 İR 62 / İRAF 92 İR 63
İRAF 93 İR 62 / İRAF 93 İR 63



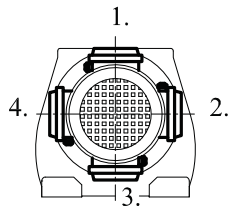
"A₁" Ölçüsü Frenli Motorlar içindir.
Dimension "A₁" is for motors with brake
Le dimensions "A₁" correspond aux moteurs
équipés de freins.



İRAPM 92 İR 62 / İRAPM 92 İR 63
İRAPM 93 İR 62 / İRAPM 93 İR 63



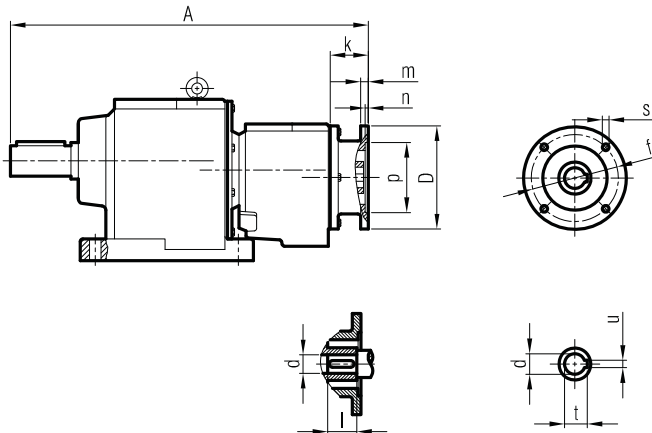
Klemens Pozisyonları
Terminal Box Positions
Klemmenkasten Positionen



	63/B5	71/B5	80/B5	90 S/B5	90 L/B5
A	865	900	926	942	967
A ₁	921	951	995	1008	1033
H	97	111	118	126	126
HD	160	182	198	216	216
AC	121	138	156	176	176

"A₁" Ölçüsü Frenli Motorlar içindir.
Dimension "A₁" is for motors with brake
Le dimensions "A₁" correspondent aux moteurs équipés de freins.

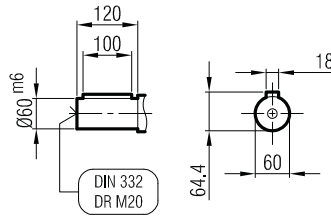
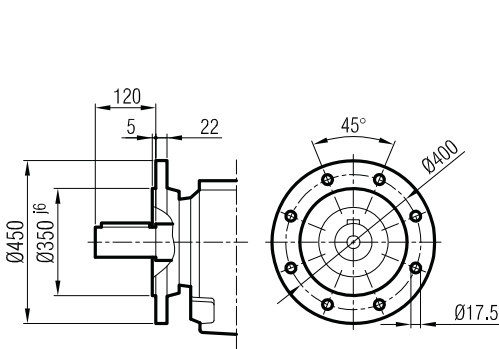
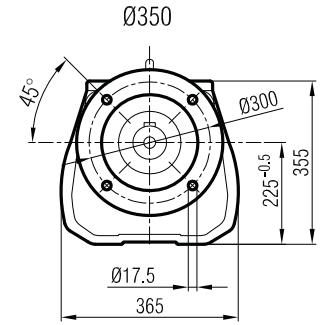
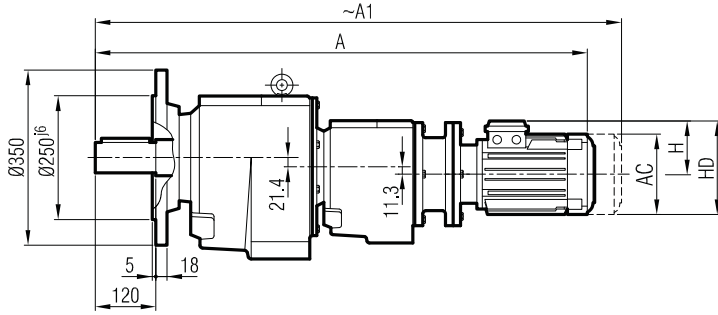
İRAP 92 İR 62 / İRAP 92 İR 63
İRAP 93 İR 62 / İRAP 93 İR 63



	A	Øp	Øf	ØD	s	k	m	n	Ød	l	t	u
63/B5	668	95	115	140	M8	35.5	8	4	11	23	12.8	4
71/B5	678	110	130	160	M8	45	9	4	14	30	16.3	5
80/B5	683	130	165	200	M10	50	12	5	19	40	21.8	6
90/B5	683	130	165	200	M10	50	12	5	24	50	27.3	8

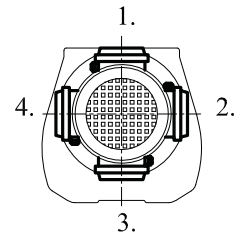


İRFBPM 92 İR 62 / İRFPM 92 İR 63
İRFBPM 93 İR 62 / İRFPM 93 İR 63



Ø450
(Opsiyonel / Optional / Optional)

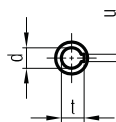
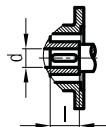
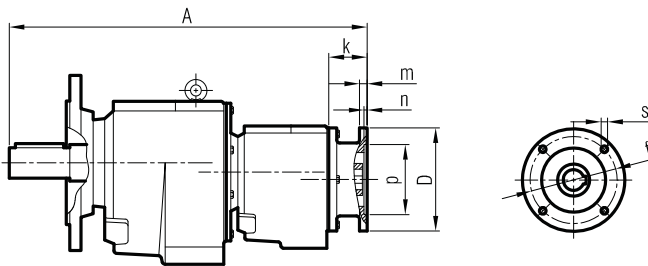
Klemens Pozisyonları
Terminal Box Positions
Klemmenkasten Positionen



	63/B5	71/B5	80/B5	90 S/B5	90 L/B5
A	865	900	926	942	967
A ₁	921	951	995	1008	1033
H	97	111	118	126	126
HD	160	182	198	216	216
AC	121	138	156	176	176

"A₁" Ölçüsü Frenli Motorlar içindir.
Dimension "A₁" is for motors with brake
Le dimensions "A₁" correspondent aux moteurs
équipés de freins.

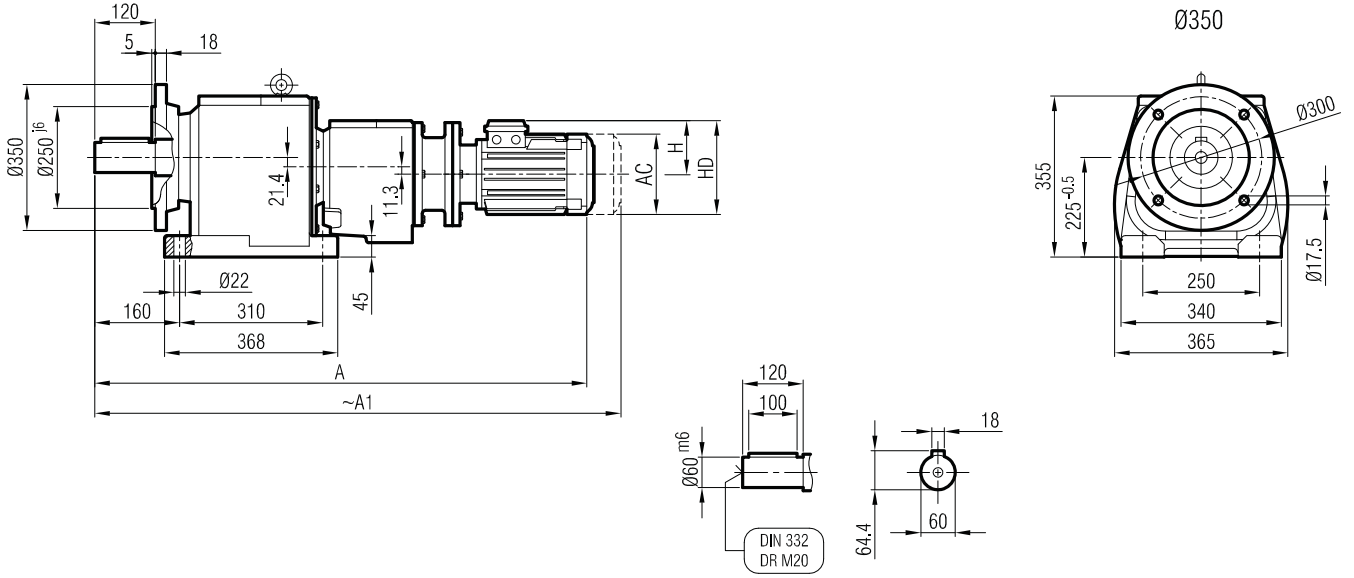
İRFP 92 İR 62 / İRFPM 92 İR 63
İRFP 93 İR 62 / İRFPM 93 İR 63



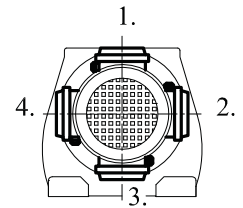
	A	Øp	Øf	ØD	s	k	m	n	Ød	l	t	u
63/B5	668	95	115	140	M8	35.5	8	4	11	23	12.8	4
71/B5	678	110	130	160	M8	45	9	4	14	30	16.3	5
80/B5	683	130	165	200	M10	50	12	5	19	40	21.8	6
90/B5	683	130	165	200	M10	50	12	5	24	50	27.3	8



İRAFPM 92 İR 62 / İRAFPM 92 İR 63
İRAFPM 93 İR 62 / İRAFPM 93 İR 63



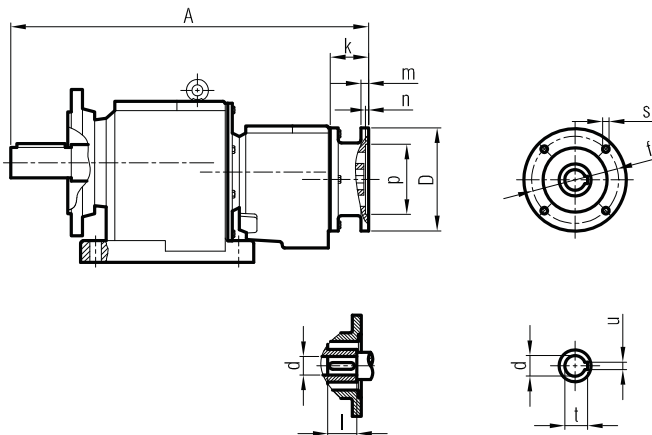
Klemens Pozisyonları
Terminal Box Positions
Klemmenkasten Positionen



	63/B5	71/B5	80/B5	90 S/B5	90 L/B5
A	865	900	926	942	967
A ₁	921	951	995	1008	1033
H	97	111	118	126	126
HD	160	182	198	216	216
AC	121	138	156	176	176

"A₁" Ölçüsü Frenli Motorlar içindir.
Dimension "A₁" is for motors with brake
Le dimensions "A₁" correspondent aux moteurs
équipés de freins.

İRAFP 92 İR 62 / İRAFP 92 İR 63
İRAFP 93 İR 62 / İRAFP 93 İR 63



	A	Øp	Øf	ØD	s	k	m	n	Ød	l	t	u
63/B5	668	95	115	140	M8	35.5	8	4	11	23	12.8	4
71/B5	678	110	130	160	M8	45	9	4	14	30	16.3	5
80/B5	683	130	165	200	M10	50	12	5	19	40	21.8	6
90/B5	683	130	165	200	M10	50	12	5	24	50	27.3	8