




UNIJET 501

4 - 5,5 - 7,5 kW (50 Hz)
4,6 - 6,3 - 8,6 kW (60 Hz)

The standard side channel blowers/aspirators are designed to handle clean air up to a maximum of 40°C. Please contact us for special applications.

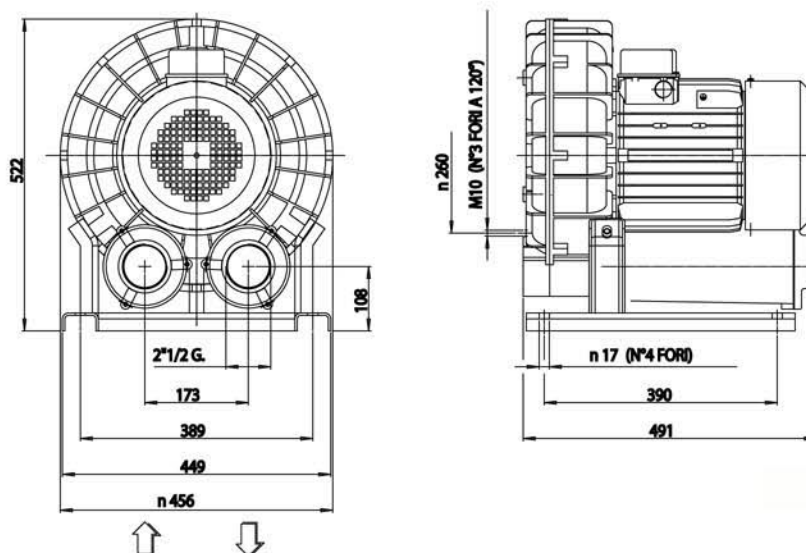
Motors construction conform with CEI 2-3 (1988) NORMS. ISOL. CL F PROT. IP 55, cCSAus certified

cCSAus file nr. 242079 

	Item code	kW	V	Hz	absorbed AMPS	r.p.m.	max cont. duty S1 (mbar)	dB (A)*	weight (Kg)
THREE-PHASE		4	200-240 Δ 345-415 Y	50 50	16.7 9.7	2900			
		4.6	220-275 Δ 380-480 Y	60 60	17.6 10.2	3500			
	079510	5.5	200-240 Δ 345-415 Y	50 50	22.5 13	2900	-255 +245	78	88
	079510	6.3	220-275 Δ 380-480 Y	60 60	23.6 13.6	3500	-230 +205	84	88
	079500	7.5	200-240 Δ 345-415 Y	50 50	30 17.3	2900	-295 +285	78	88
	079500	8.6	220-275 Δ 380-480 Y	60 60	31.1 19	3500	-315 +300	84	88
	079502	7.5	345-415 Δ	50	17.8	2900	-295 +285	78	88
	079502	8.6	380-480 Δ	60	17.7	3500	-315 +300	84	88

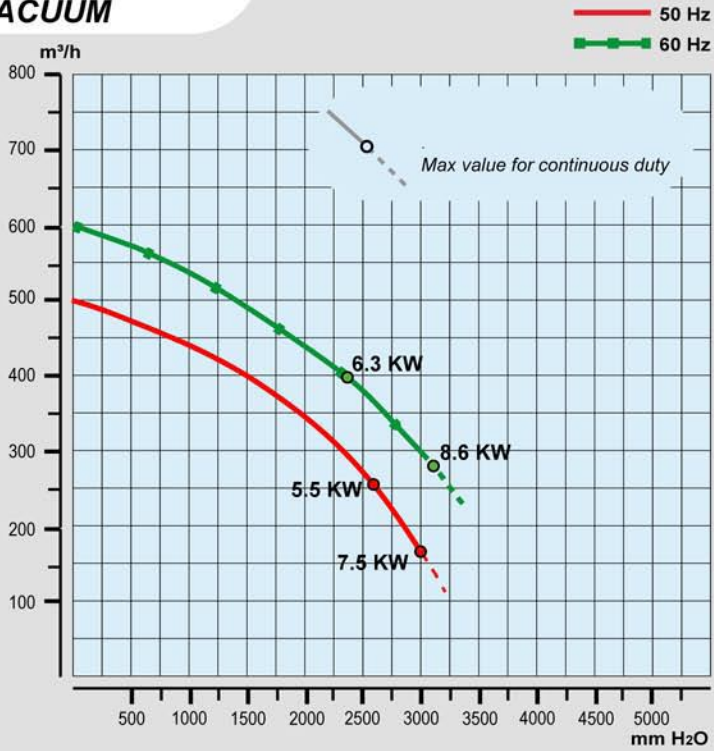
* Sound pressure level tested according to ISO regulation 3746 - 1979 (E). Parameters: r=1 - Background noise 51 dB (A) - Instrument: Brüel & Kjær type 2232.

dimensions:

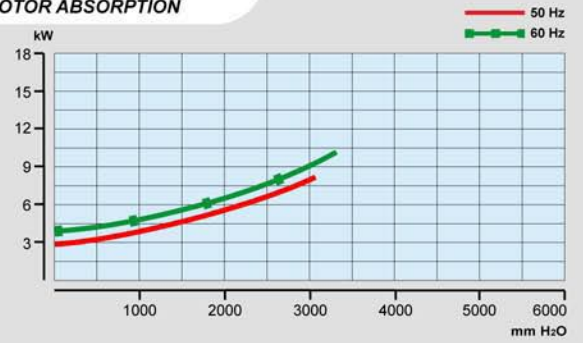


all dimensions are in mm

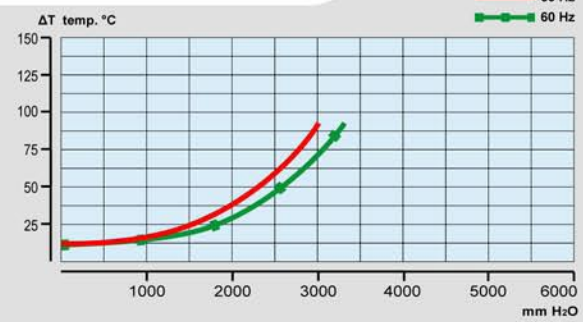
VACUUM



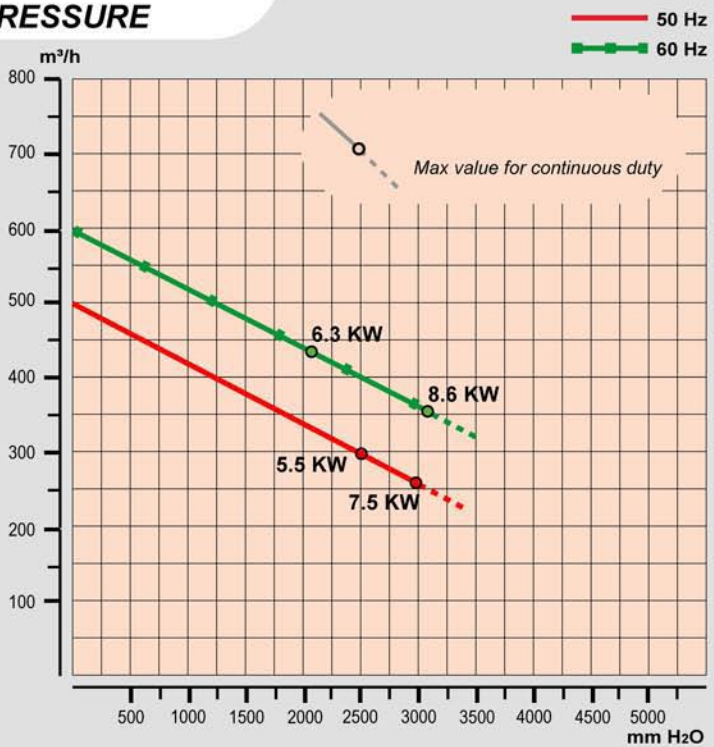
MOTOR ABSORPTION



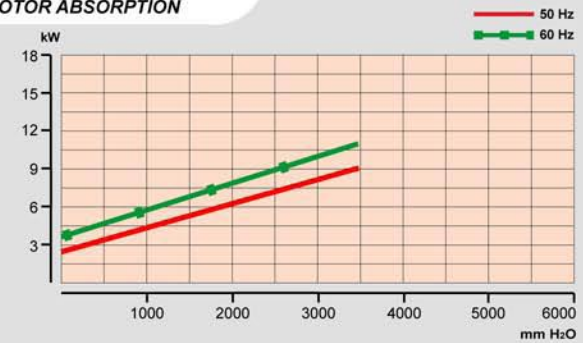
AIR TEMPERATURE INCREASE



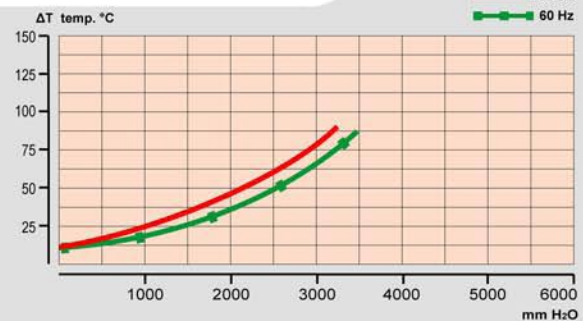
PRESSURE



MOTOR ABSORPTION



AIR TEMPERATURE INCREASE



All data is intended as an indication and may be modified without prior notice.

The vacuum curve is valid for pumping air, with a temperature of 20°C at the inlet flange and with a pressure of 1013 mbar at the discharge port.

The pressure curve is valid for pumping air, with an average temperature of 20°C and 1013 mbar at the inlet flange.

l/min = m³/h · 16,667
 CFM = m³/h · 0,588
 mbar = mm H₂O · 0,098
 PSI = mm H₂O · 0,00142